



Sunshine Coast QLD Professional

Race 5: Access Insulation Sunshine Coast Class 1 Handicap - 1400m

16 June 2023 - 17:48



Track Rating: Soft 6, Weather: Fine, Rail Position: +10m Entire

Section							Overall	1200m	1000m	800m	600m	400m	Last 600m
Field Times							1:26.56 (0:13.63)	1:12.93 (0:11.69)	1:01.24 (0:12.60)	0:48.64 (0:12.67)	0:35.97 (0:12.29)	0:23.68 (0:11.52)	0:35.97
Rank	TAB	Horse/Jockey	Barrier	Top Speed [km/h]	Fastest Section								Distance Travelled [m]
1	9	WINSTON SMURFHILL Nikita Beriman	3	64.8 Overall	0:11.52 400m	1:26.56 [1] (0:13.66)	1:12.90 [2] (0:11.66)	1:01.24 [1] (0:12.60)	0:48.64 [1] (0:12.67)	0:35.97 [1] (0:12.29)	0:23.68 [1] (0:11.52)	0:35.97	
2	6	SELFIE TIME Kyle Wilson-Taylor	1	64.5 400m	0:11.39 400m	1:26.74 [2] (0:14.12)	1:12.62 [6] (0:12.01)	1:00.61 [6] (0:12.60)	0:48.01 [6] (0:12.52)	0:35.49 [5] (0:12.10)	0:23.39 [6] (0:11.39)	0:35.49	+1
3	7	BANANA SLIDE Damien Thornton	15	65.1 400m	0:11.29 400m	1:26.75 [3] (0:14.57)	1:12.18 [8] (0:12.02)	1:00.16 [9] (0:12.62)	0:47.54 [9] (0:12.50)	0:35.04 [9] (0:11.90)	0:23.14 [8] (0:11.29)	0:35.04	+3
4	8	KISEKI MAN Jake Bayliss	4	63.2 400m	0:11.60 400m	1:26.91 [4] (0:13.86)	1:13.05 [3] (0:11.76)	1:01.29 [3] (0:12.56)	0:48.73 [3] (0:12.67)	0:36.06 [3] (0:12.22)	0:23.84 [3] (0:11.60)	0:36.06	+0
5	1	ALVIN THE BOLD Ben Thompson	6	62.9 400m	0:11.55 400m	1:27.21 [5] (0:14.11)	1:13.10 [5] (0:11.87)	1:01.23 [5] (0:12.69)	0:48.54 [5] (0:12.63)	0:35.91 [6] (0:11.92)	0:23.99 [4] (0:11.55)	0:35.91	+6
6	3	SHIPS AHOY Dale Smith	13	63.5 Overall	0:11.64 400m	1:27.23 [6] (0:13.92)	1:13.31 [4] (0:11.80)	1:01.51 [4] (0:12.66)	0:48.85 [4] (0:12.73)	0:36.12 [4] (0:12.12)	0:24.00 [5] (0:11.64)	0:36.12	+4
7	4	FIRSTLUV Samantha Collett	5	63.7 400m	0:11.54 400m	1:27.44 [7] (0:14.41)	1:13.03 [7] (0:11.94)	1:01.09 [7] (0:12.62)	0:48.47 [7] (0:12.52)	0:35.95 [7] (0:11.93)	0:24.02 [7] (0:11.54)	0:35.95	+2
8	2	BALMAURICE Tegan Harrison	2	62.4 600m	0:11.71 400m	1:28.12 [8] (0:14.64)	1:13.48 [9] (0:11.90)	1:01.58 [8] (0:12.52)	0:49.06 [8] (0:12.65)	0:36.41 [8] (0:12.02)	0:24.39 [9] (0:11.71)	0:36.41	+1
9	13	AURORA DANCER Mark Du Plessis	9	63.7 Overall	0:11.71 1200m	1:28.42 [9] (0:13.63)	1:14.79 [1] (0:11.71)	1:03.08 [2] (0:12.63)	0:50.45 [2] (0:12.75)	0:37.70 [2] (0:12.32)	0:25.38 [2] (0:11.87)	0:37.70	+5
10	16	SPARKY GIRL Jason Taylor	8	63.1 400m	0:11.60 400m	1:28.95 [10] (0:14.79)	1:14.16 [10] (0:12.06)	1:02.10 [10] (0:12.56)	0:49.54 [10] (0:12.56)	0:36.98 [10] (0:12.02)	0:24.96 [10] (0:11.60)	0:36.98	+1

Scratched: Lady Masquerade (#5), Little Vista (#10), Surreel (#11), All's Fair (#12), Sukiche (#14), Outgoing (#15)

[] Ranking at each section and finish
 -:-:- No data available at this section
 NA No data available

SCN Saddle cloth number
 DNF Did not finish
 DNT Did not track



Sunshine Coast QLD Professional

Race 5: Access Insulation Sunshine Coast Class 1 Handicap - 1400m

16 June 2023 - 17:48



Track Rating: Soft 6, Weather: Fine, Rail Position: +10m Entire

Section							200m			Last 600m
Field Times							0:12.16			0:35.97
Rank	TAB	Horse/Jockey	Barrier	Top Speed [km/h]	Fastest Section	Margin				
1	9	WINSTON SMURFHILL Nikita Beriman	3	64.8	0:11.52 Overall 400m	0:12.16 [1] (0:12.16)	1:26.56			0:35.97
2	6	SELFIE TIME Kyle Wilson-Taylor	1	64.5	400m 400m	0:11.39 400m (0:12.00)	1L			0:35.49 +1
3	7	BANANA SLIDE Damien Thornton	15	65.1	400m 400m	0:11.29 400m 0:11.85 [6] (0:11.85)	1.1L			0:35.04 +3
4	8	KISEKI MAN Jake Bayliss	4	63.2	400m 400m	0:11.60 400m (0:12.24)	1.9L			0:36.06 +0
5	1	ALVIN THE BOLD Ben Thompson	6	62.9	400m 400m	0:11.55 400m (0:12.44)	3.7L			0:35.91 +6
6	3	SHIPS AHOY Dale Smith	13	63.5	Overall 400m	0:11.64 400m (0:12.36)	3.8L			0:36.12 +4
7	4	FIRSTLUV Samantha Collett	5	63.7	400m 400m	0:11.54 400m (0:12.48)	5.1L			0:35.95 +2
8	2	BALMAURICE Tegan Harrison	2	62.4	600m 400m	0:11.71 400m (0:12.68)	8.9L			0:36.41 +1
9	13	AURORA DANCER Mark Du Plessis	9	63.7	Overall 1200m	0:11.71 1200m (0:13.51)	10.7L			0:37.70 +5
10	16	SPARKY GIRL Jason Taylor	8	63.1	400m 400m	0:11.60 400m (0:13.36)	13.7L			0:36.98 +1

Scratched: Lady Masquerade (#5), Little Vista (#10), Surreel (#11), All's Fair (#12), Sukiche (#14), Outgoing (#15)

Report Created: Fri 16 June 2023 18:04 GMT+10 (Note: Timing is based on position data)

Page 2/12

[] Ranking at each section and finish
 -:-:- No data available at this section
 NA No data available

SCN Saddle cloth number
 DNF Did not finish
 DNT Did not track

data processed by TRIPLESDATA



Horse/Jockey Name	Winston Smurfhill
Final Rank	1
Fastest Section Time (Section)	0:11.52 (400m)
Top Speed [km/h] (Section)	64.8 (Overall)
Race State	Finished



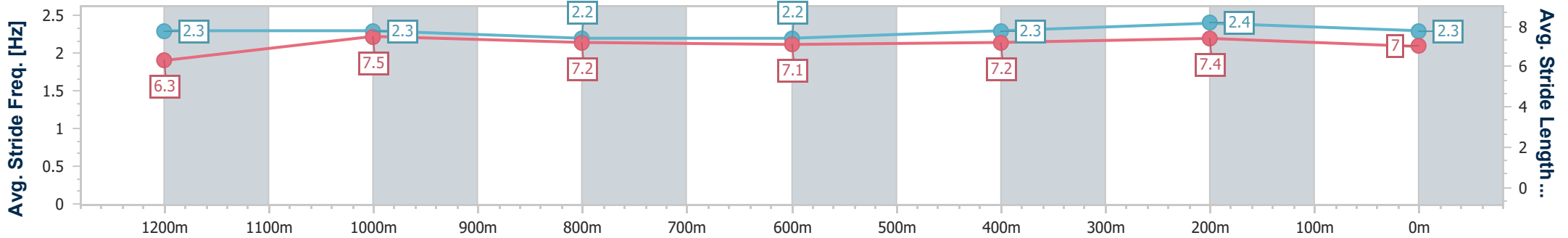
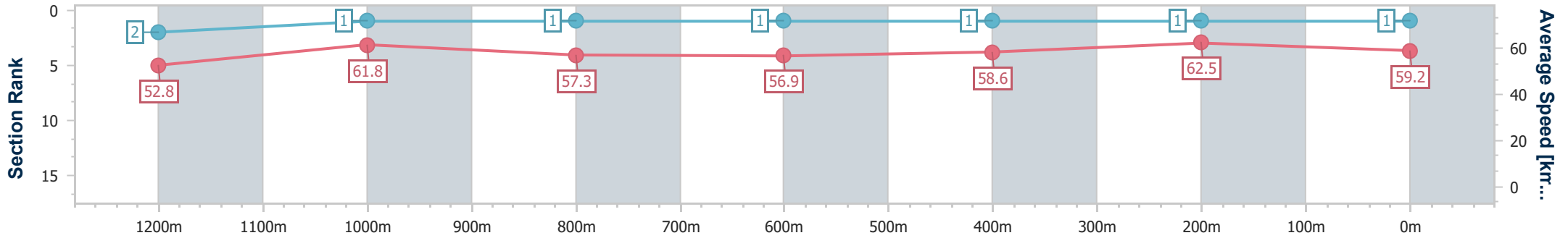
Sunshine Coast QLD Professional
Race 5: Access Insulation Sunshine Coast Class 1 Handicap - 1400m



16 June 2023 - 17:48

Track Rating: Soft 6, Weather: Fine, Rail Position: +10m Entire

Section	Overall	1200m	1000m	800m	600m	400m	200m
Section Times	1:26.56 [1] (0:13.66)	1:12.90 [2] (0:11.66)	1:01.24 [1] (0:12.60)	0:48.64 [1] (0:12.67)	0:35.97 [1] (0:12.29)	0:23.68 [1] (0:11.52)	0:12.16 [1] (0:12.16)
Average Speed [km/h]	52.8	61.8	57.3	56.9	58.6	62.5	59.2
Top Speed [km/h]	64.8	64.2	58.1	57.6	61.5	63.4	61.1
Avg. Dist. to Rail [m]	3.5	2.1	1.7	0.5	0.2	1.0	1.7
Avg. Stride Freq. [Hz]	2.3	2.3	2.2	2.2	2.3	2.4	2.3
Avg. Stride Length [m]	6.3	7.5	7.2	7.1	7.2	7.4	7.0



- [] Ranking at each section and finish
- .-.- No data available at this section
- NA No data available



Horse/Jockey Name	Selfie Time
Final Rank	2
Fastest Section Time (Section)	0:11.39 (400m)
Top Speed [km/h] (Section)	64.5 (400m)
Race State	Finished



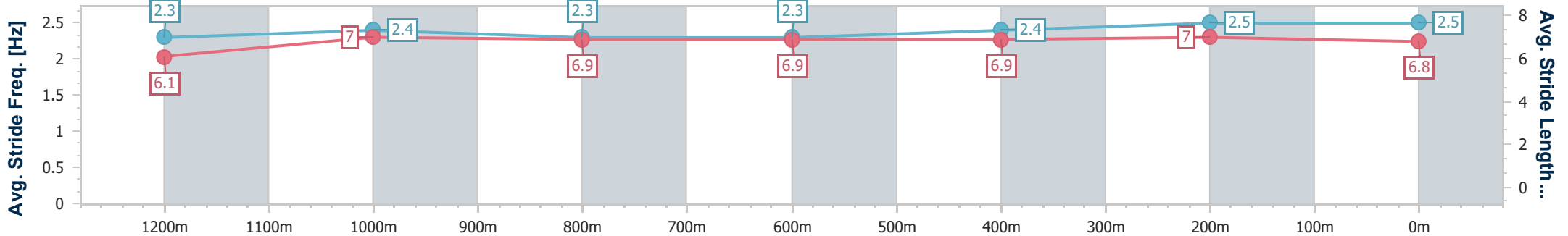
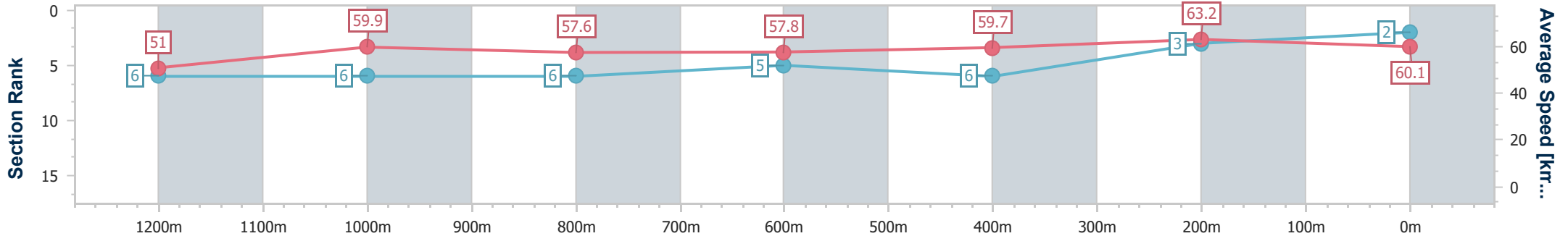
Sunshine Coast QLD Professional
Race 5: Access Insulation Sunshine Coast Class 1 Handicap - 1400m



16 June 2023 - 17:48

Track Rating: Soft 6, Weather: Fine, Rail Position: +10m Entire

Section	Overall	1200m	1000m	800m	600m	400m	200m
Section Times	1:26.74 [2] (0:14.12)	1:12.62 [6] (0:12.01)	1:00.61 [6] (0:12.60)	0:48.01 [6] (0:12.52)	0:35.49 [5] (0:12.10)	0:23.39 [6] (0:11.39)	0:12.00 [3] (0:12.00)
Average Speed [km/h]	51.0	59.9	57.6	57.8	59.7	63.2	60.1
Top Speed [km/h]	62.8	61.9	59.8	59.3	61.7	64.5	63.0
Avg. Dist. to Rail [m]	3.1	2.8	2.4	1.1	0.6	1.1	2.5
Avg. Stride Freq. [Hz]	2.3	2.4	2.3	2.3	2.4	2.5	2.5
Avg. Stride Length [m]	6.1	7.0	6.9	6.9	6.9	7.0	6.8



- [] Ranking at each section and finish
- .-.- No data available at this section
- NA No data available



Horse/Jockey Name	Banana Slide
Final Rank	3
Fastest Section Time (Section)	0:11.29 (400m)
Top Speed [km/h] (Section)	65.1 (400m)
Race State	Finished



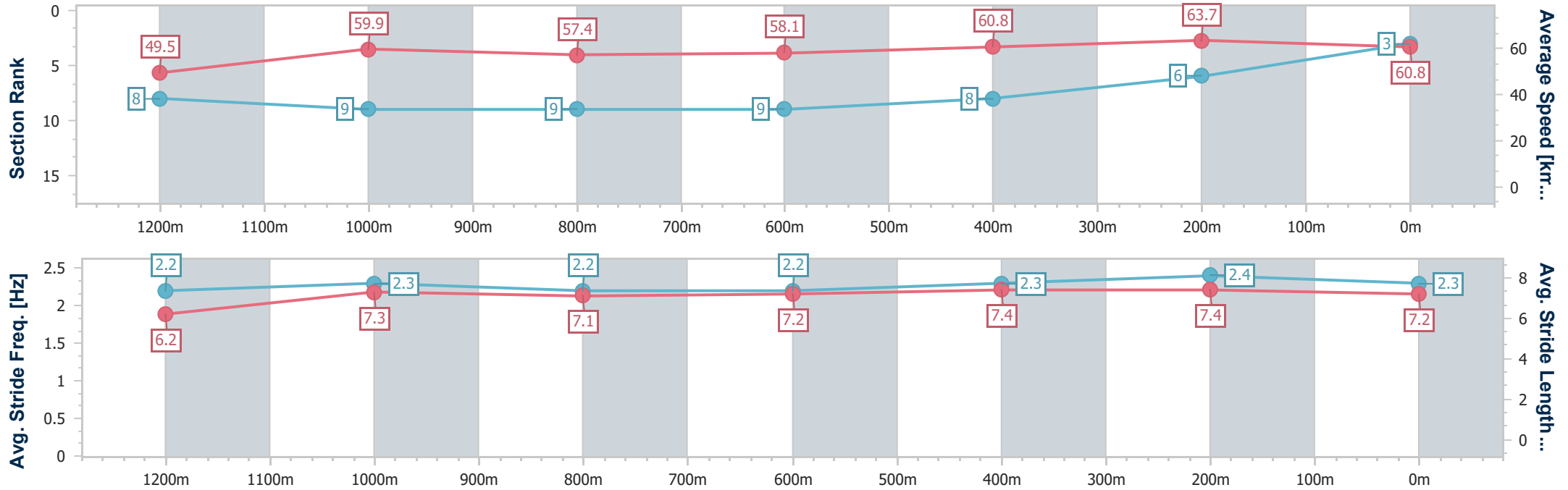
Sunshine Coast QLD Professional
Race 5: Access Insulation Sunshine Coast Class 1 Handicap - 1400m



16 June 2023 - 17:48

Track Rating: Soft 6, Weather: Fine, Rail Position: +10m Entire

Section	Overall	1200m	1000m	800m	600m	400m	200m						
Section Times	1:26.75 [3] (0:14.57)	1:12.18 [8] (0:12.02)	1:00.16 [9] (0:12.62)	0:47.54 [9] (0:12.50)	0:35.04 [9] (0:11.90)	0:23.14 [8] (0:11.29)	0:11.85 [6] (0:11.85)						
Average Speed [km/h]	49.5	59.9	57.4	58.1	60.8	63.7	60.8						
Top Speed [km/h]	61.0	60.7	60.4	59.6	62.3	65.1	62.5						
Avg. Dist. to Rail [m]	8.0	3.1	2.6	1.4	0.7	2.5	1.5						
Avg. Stride Freq. [Hz]	2.2	2.3	2.2	2.2	2.3	2.4	2.3						
Avg. Stride Length [m]	6.2	7.3	7.1	7.2	7.4	7.4	7.2						



- [] Ranking at each section and finish
- .-.- No data available at this section
- NA No data available



Horse/Jockey Name	Kiseki Man
Final Rank	4
Fastest Section Time (Section)	0:11.60 (400m)
Top Speed [km/h] (Section)	63.2 (400m)
Race State	Finished



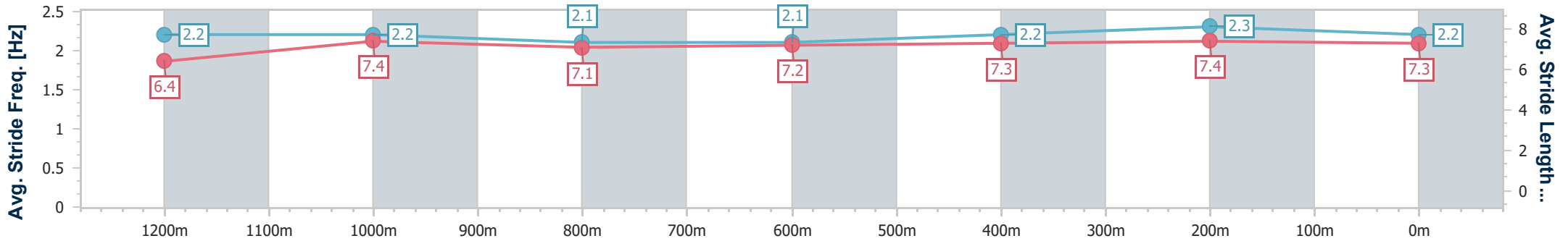
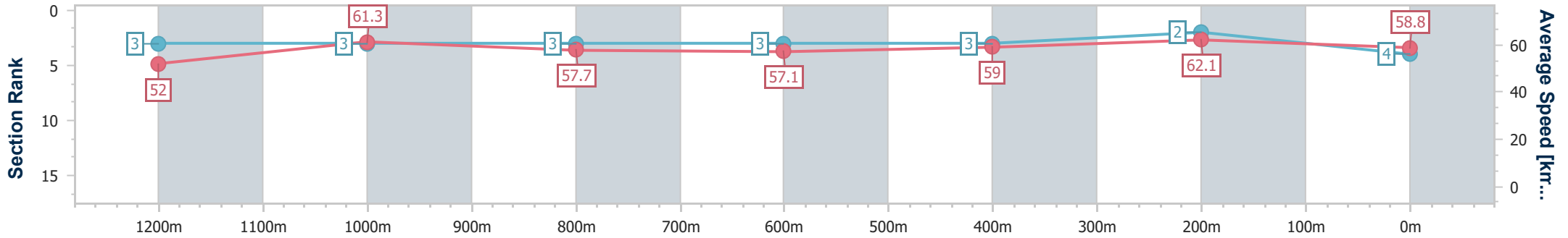
Sunshine Coast QLD Professional
Race 5: Access Insulation Sunshine Coast Class 1 Handicap - 1400m



16 June 2023 - 17:48

Track Rating: Soft 6, Weather: Fine, Rail Position: +10m Entire

Section	Overall	1200m	1000m	800m	600m	400m	200m
Section Times	1:26.91 [4] (0:13.86)	1:13.05 [3] (0:11.76)	1:01.29 [3] (0:12.56)	0:48.73 [3] (0:12.67)	0:36.06 [3] (0:12.22)	0:23.84 [3] (0:11.60)	0:12.24 [2] (0:12.24)
Average Speed [km/h]	52.0	61.3	57.7	57.1	59.0	62.1	58.8
Top Speed [km/h]	63.0	62.7	59.6	57.8	61.0	63.2	61.4
Avg. Dist. to Rail [m]	4.4	2.3	1.8	1.0	0.2	0.5	0.2
Avg. Stride Freq. [Hz]	2.2	2.2	2.1	2.1	2.2	2.3	2.2
Avg. Stride Length [m]	6.4	7.4	7.1	7.2	7.3	7.4	7.3



- [] Ranking at each section and finish
- .-.- No data available at this section
- NA No data available



Horse/Jockey Name	Alvin The Bold
Final Rank	5
Fastest Section Time (Section)	0:11.55 (400m)
Top Speed [km/h] (Section)	62.9 (400m)
Race State	Finished



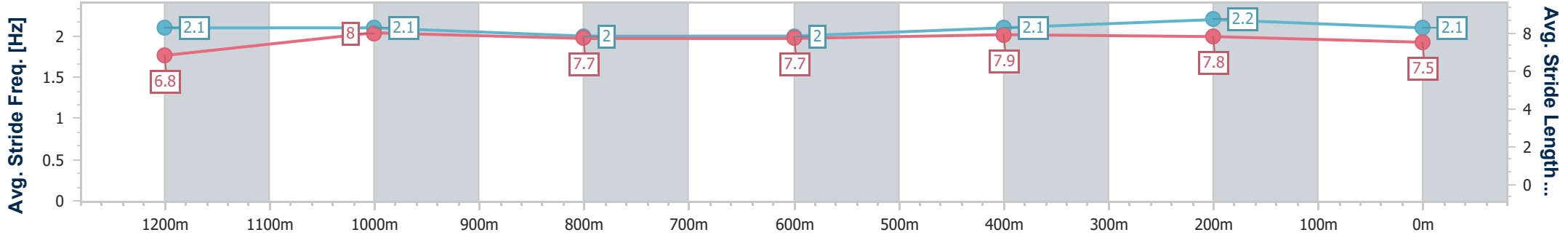
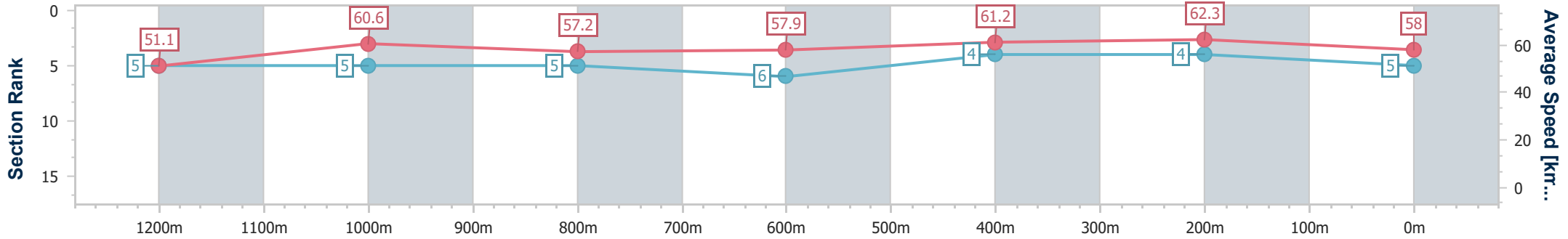
Sunshine Coast QLD Professional
Race 5: Access Insulation Sunshine Coast Class 1 Handicap - 1400m



16 June 2023 - 17:48

Track Rating: Soft 6, Weather: Fine, Rail Position: +10m Entire

Section	Overall	1200m	1000m	800m	600m	400m	200m
Section Times	1:27.21 [5] (0:14.11)	1:13.10 [5] (0:11.87)	1:01.23 [5] (0:12.69)	0:48.54 [5] (0:12.63)	0:35.91 [6] (0:11.92)	0:23.99 [4] (0:11.55)	0:12.44 [4] (0:12.44)
Average Speed [km/h]	51.1	60.6	57.2	57.9	61.2	62.3	58.0
Top Speed [km/h]	62.4	62.0	59.7	58.5	62.8	62.9	61.5
Avg. Dist. to Rail [m]	5.3	2.9	2.9	2.5	2.5	3.8	4.7
Avg. Stride Freq. [Hz]	2.1	2.1	2.0	2.0	2.1	2.2	2.1
Avg. Stride Length [m]	6.8	8.0	7.7	7.7	7.9	7.8	7.5



- [] Ranking at each section and finish
- .-.- No data available at this section
- NA No data available



Horse/Jockey Name	Ships Ahoy
Final Rank	6
Fastest Section Time (Section)	0:11.64 (400m)
Top Speed [km/h] (Section)	63.5 (Overall)
Race State	Finished



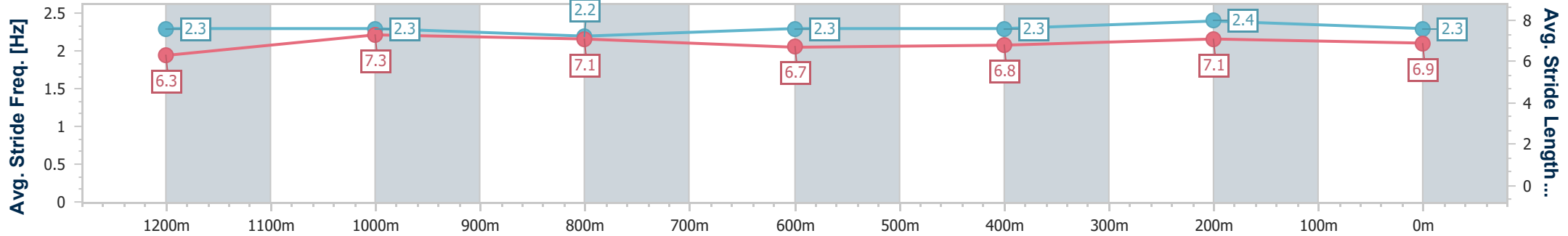
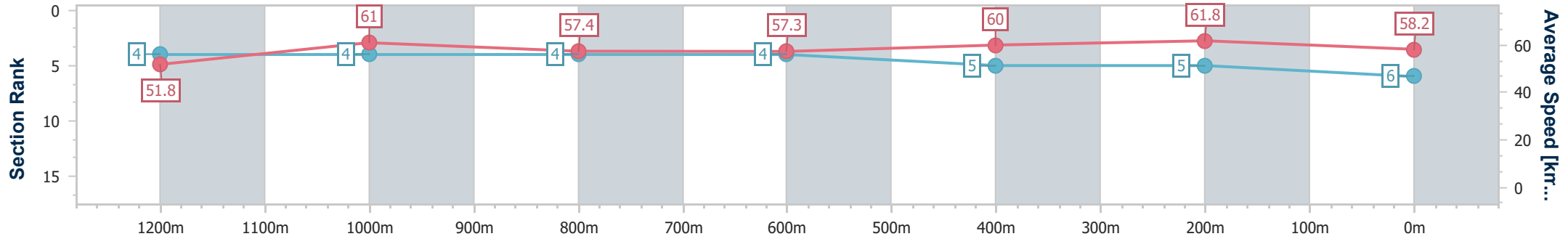
Sunshine Coast QLD Professional
Race 5: Access Insulation Sunshine Coast Class 1 Handicap - 1400m



16 June 2023 - 17:48

Track Rating: Soft 6, Weather: Fine, Rail Position: +10m Entire

Section	Overall	1200m	1000m	800m	600m	400m	200m
Section Times	1:27.23 [6] (0:13.92)	1:13.31 [4] (0:11.80)	1:01.51 [4] (0:12.66)	0:48.85 [4] (0:12.73)	0:36.12 [4] (0:12.12)	0:24.00 [5] (0:11.64)	0:12.36 [5] (0:12.36)
Average Speed [km/h]	51.8	61.0	57.4	57.3	60.0	61.8	58.2
Top Speed [km/h]	63.5	62.2	59.2	58.1	61.7	63.4	60.8
Avg. Dist. to Rail [m]	8.4	3.6	2.9	2.1	1.9	2.9	3.8
Avg. Stride Freq. [Hz]	2.3	2.3	2.2	2.3	2.3	2.4	2.3
Avg. Stride Length [m]	6.3	7.3	7.1	6.7	6.8	7.1	6.9



- [] Ranking at each section and finish
- .-.- No data available at this section
- NA No data available



Horse/Jockey Name	Firstluv
Final Rank	7
Fastest Section Time (Section)	0:11.54 (400m)
Top Speed [km/h] (Section)	63.7 (400m)
Race State	Finished



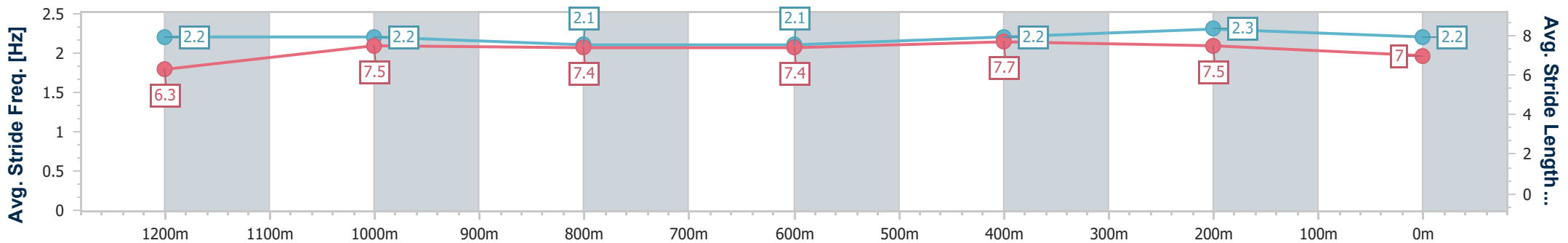
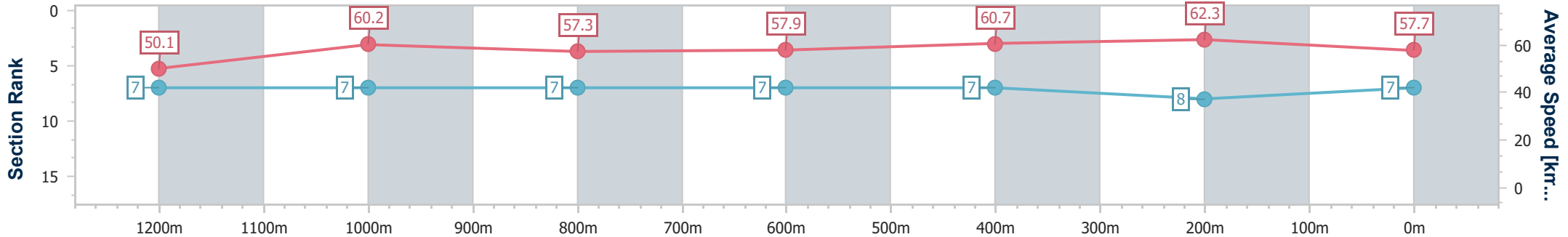
Sunshine Coast QLD Professional
Race 5: Access Insulation Sunshine Coast Class 1 Handicap - 1400m



16 June 2023 - 17:48

Track Rating: Soft 6, Weather: Fine, Rail Position: +10m Entire

Section	Overall	1200m	1000m	800m	600m	400m	200m
Section Times	1:27.44 [7] (0:14.41)	1:13.03 [7] (0:11.94)	1:01.09 [7] (0:12.62)	0:48.47 [7] (0:12.52)	0:35.95 [7] (0:11.93)	0:24.02 [7] (0:11.54)	0:12.48 [8] (0:12.48)
Average Speed [km/h]	50.1	60.2	57.3	57.9	60.7	62.3	57.7
Top Speed [km/h]	61.1	61.1	60.6	59.1	62.7	63.7	60.9
Avg. Dist. to Rail [m]	4.5	2.9	2.4	1.0	0.8	3.2	4.5
Avg. Stride Freq. [Hz]	2.2	2.2	2.1	2.1	2.2	2.3	2.2
Avg. Stride Length [m]	6.3	7.5	7.4	7.4	7.7	7.5	7.0



- [] Ranking at each section and finish
- .-.- No data available at this section
- NA No data available



Horse/Jockey Name	Balmaurice
Final Rank	8
Fastest Section Time (Section)	0:11.71 (400m)
Top Speed [km/h] (Section)	62.4 (600m)
Race State	Finished



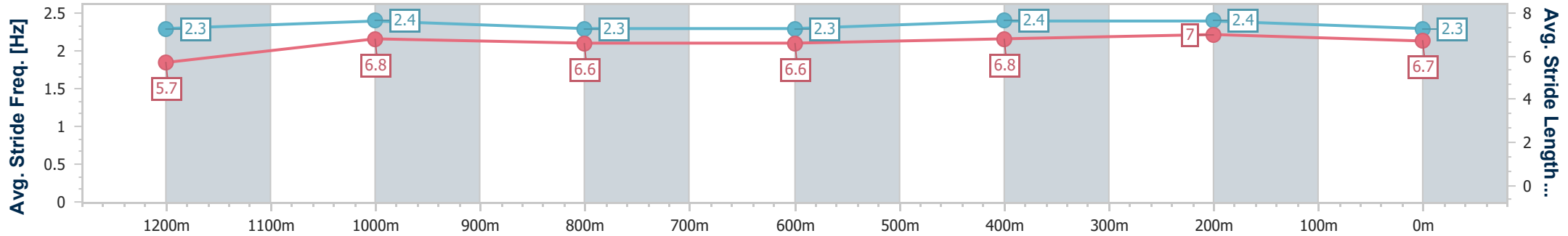
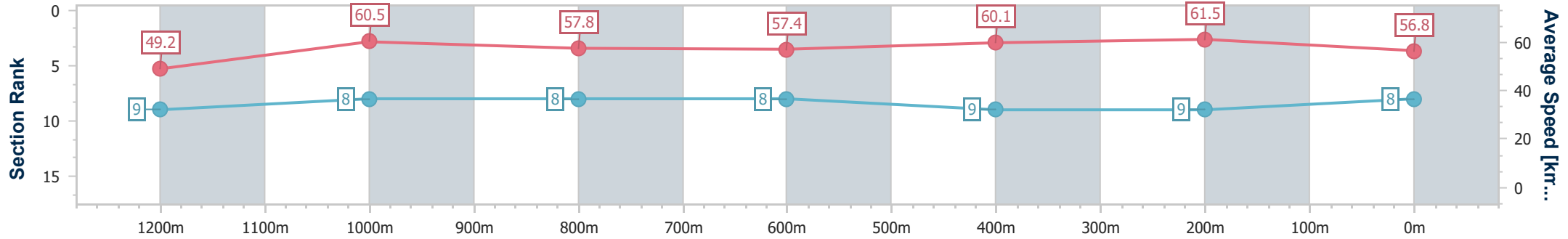
Sunshine Coast QLD Professional
Race 5: Access Insulation Sunshine Coast Class 1 Handicap - 1400m



16 June 2023 - 17:48

Track Rating: Soft 6, Weather: Fine, Rail Position: +10m Entire

Section	Overall	1200m	1000m	800m	600m	400m	200m
Section Times	1:28.12 [8] (0:14.64)	1:13.48 [9] (0:11.90)	1:01.58 [8] (0:12.52)	0:49.06 [8] (0:12.65)	0:36.41 [8] (0:12.02)	0:24.39 [9] (0:11.71)	0:12.68 [9] (0:12.68)
Average Speed [km/h]	49.2	60.5	57.8	57.4	60.1	61.5	56.8
Top Speed [km/h]	60.6	60.9	60.1	58.9	62.4	62.4	60.0
Avg. Dist. to Rail [m]	3.1	2.4	2.1	1.3	0.5	1.7	3.8
Avg. Stride Freq. [Hz]	2.3	2.4	2.3	2.3	2.4	2.4	2.3
Avg. Stride Length [m]	5.7	6.8	6.6	6.6	6.8	7.0	6.7



- [] Ranking at each section and finish
- .-.- No data available at this section
- NA No data available



Horse/Jockey Name	Aurora Dancer
Final Rank	9
Fastest Section Time (Section)	0:11.71 (1200m)
Top Speed [km/h] (Section)	63.7 (Overall)
Race State	Finished



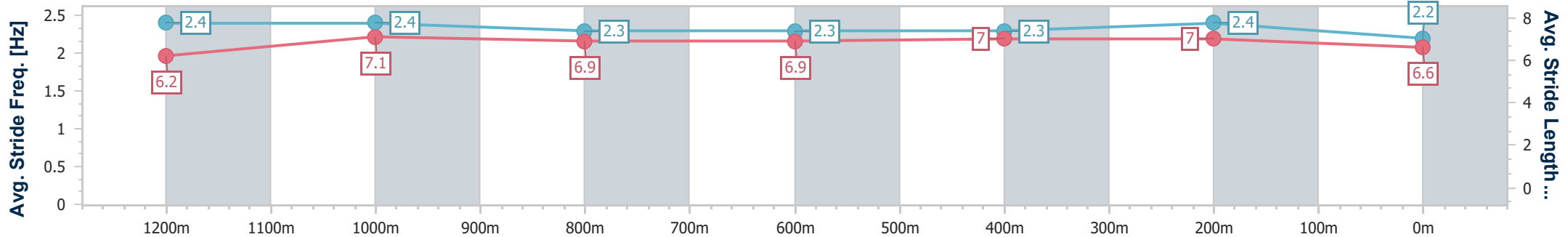
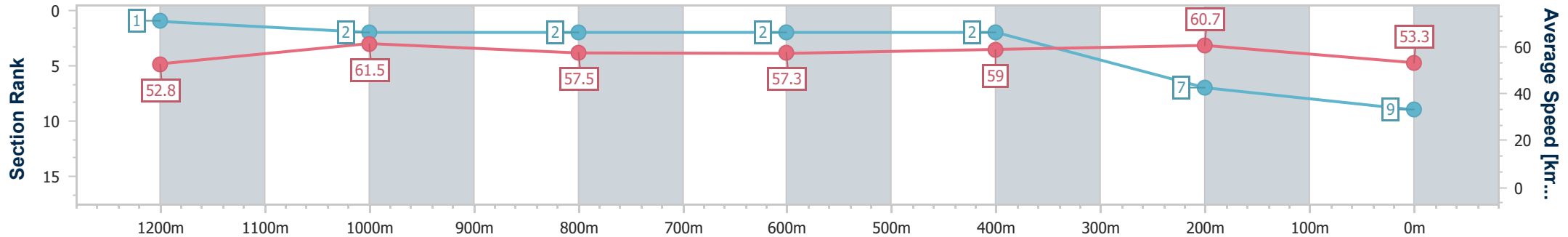
Sunshine Coast QLD Professional
Race 5: Access Insulation Sunshine Coast Class 1 Handicap - 1400m



16 June 2023 - 17:48

Track Rating: Soft 6, Weather: Fine, Rail Position: +10m Entire

Section	Overall	1200m	1000m	800m	600m	400m	200m
Section Times	1:28.42 [9] (0:13.63)	1:14.79 [1] (0:11.71)	1:03.08 [2] (0:12.63)	0:50.45 [2] (0:12.75)	0:37.70 [2] (0:12.32)	0:25.38 [2] (0:11.87)	0:13.51 [7] (0:13.51)
Average Speed [km/h]	52.8	61.5	57.5	57.3	59.0	60.7	53.3
Top Speed [km/h]	63.7	63.3	58.7	57.8	60.7	62.4	58.3
Avg. Dist. to Rail [m]	7.5	3.5	2.9	2.7	1.7	1.8	1.1
Avg. Stride Freq. [Hz]	2.4	2.4	2.3	2.3	2.3	2.4	2.2
Avg. Stride Length [m]	6.2	7.1	6.9	6.9	7.0	7.0	6.6



- [] Ranking at each section and finish
- .-.- No data available at this section
- NA No data available



Horse/Jockey Name	Sparky Girl
Final Rank	10
Fastest Section Time (Section)	0:11.60 (400m)
Top Speed [km/h] (Section)	63.1 (400m)
Race State	Finished



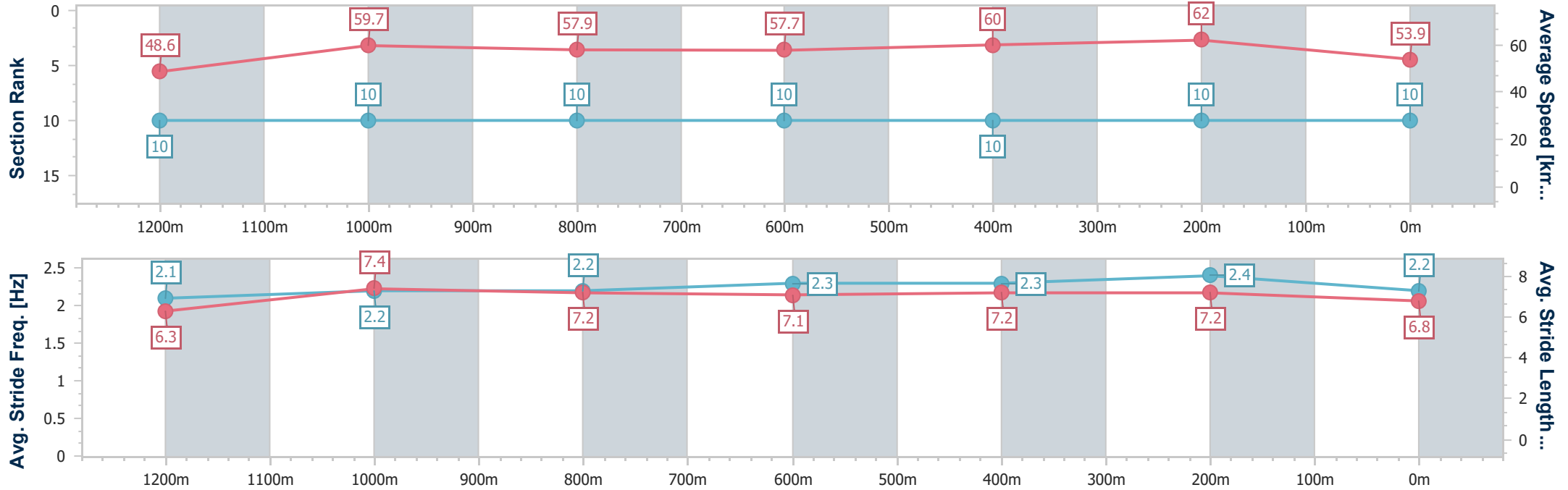
Sunshine Coast QLD Professional
Race 5: Access Insulation Sunshine Coast Class 1 Handicap - 1400m



16 June 2023 - 17:48

Track Rating: Soft 6, Weather: Fine, Rail Position: +10m Entire

Section	Overall	1200m	1000m	800m	600m	400m	200m
Section Times	1:28.95 [10] (0:14.79)	1:14.16 [10] (0:12.06)	1:02.10 [10] (0:12.56)	0:49.54 [10] (0:12.56)	0:36.98 [10] (0:12.02)	0:24.96 [10] (0:11.60)	0:13.36 [10] (0:13.36)
Average Speed [km/h]	48.6	59.7	57.9	57.7	60.0	62.0	53.9
Top Speed [km/h]	61.2	61.2	61.4	59.1	62.5	63.1	60.4
Avg. Dist. to Rail [m]	5.7	3.6	2.8	1.1	0.5	2.9	4.1
Avg. Stride Freq. [Hz]	2.1	2.2	2.2	2.3	2.3	2.4	2.2
Avg. Stride Length [m]	6.3	7.4	7.2	7.1	7.2	7.2	6.8



- [] Ranking at each section and finish
- .-.- No data available at this section
- NA No data available