



# Sunshine Coast QLD Professional

## Race 6: Butler McDermott Lawyers BENCHMARK 65 Handicap - 1400m

16 June 2023 - 18:25



Track Rating: Soft 6, Weather: Fine, Rail Position: +10m Entire

Section		Field Times										Last 600m	
		Overall	1200m	1000m	800m	600m	400m						0:36.25
		(0:13.85)	(0:11.80)	(0:12.22)	(0:12.72)	(0:12.12)	(0:11.78)						
Rank	TAB	Horse/Jockey	Barrier	Top Speed [km/h]	Fastest Section								Distance Travelled [m]
1	3	PERFECT ENCOUNTER	5	64.8	0:11.72	1:26.84 [1]	1:12.96 [3]	1:01.14 [2]	0:48.63 [3]	0:35.96 [5]	0:23.81 [3]	0:35.96	
		Angela Jones		Overall	400m	(0:13.88)	(0:11.82)	(0:12.51)	(0:12.67)	(0:12.15)	(0:11.72)		
2	14	HALF CROWN	3	63.6	0:11.75	1:26.94 [2]	1:13.04 [4]	1:01.01 [5]	0:48.59 [6]	0:35.89 [6]	0:23.75 [6]	0:35.89	+0
		Micheal Hellyer		Overall	400m	(0:13.90)	(0:12.03)	(0:12.42)	(0:12.70)	(0:12.14)	(0:11.75)		
3	16	BETTER LAD	9	64.2	0:11.63	1:27.10 [3]	1:12.92 [7]	1:01.29 [3]	0:49.23 [1]	0:36.51 [1]	0:24.39 [1]	0:36.51	-2
		Tegan Harrison		1200m	1200m	(0:14.18)	(0:11.63)	(0:12.06)	(0:12.72)	(0:12.12)	(0:11.78)		
4	10	DUCHESS ROTHESAY	10	64.8	0:11.28	1:27.12 [4]	1:12.62 [10]	1:00.75 [9]	0:48.20 [10]	0:35.60 [10]	0:23.51 [10]	0:35.60	+2
		Damien Thornton		400m	400m	(0:14.50)	(0:11.87)	(0:12.55)	(0:12.60)	(0:12.09)	(0:11.28)		
5	6	TAVI L'AMOUR	1	64.0	0:11.77	1:27.27 [5]	1:13.13 [6]	1:01.19 [7]	0:48.69 [7]	0:35.97 [8]	0:23.86 [8]	0:35.97	+3
		Ben Thompson		Overall	400m	(0:14.14)	(0:11.94)	(0:12.50)	(0:12.72)	(0:12.11)	(0:11.77)		
6	9	LITTLE MISS PIXIE	6	65.5	0:11.59	1:27.30 [6]	1:13.05 [8]	1:01.16 [8]	0:48.68 [8]	0:36.09 [7]	0:23.94 [7]	0:36.09	+5
		Kyle Wilson-Taylor		Overall	400m	(0:14.25)	(0:11.89)	(0:12.48)	(0:12.59)	(0:12.15)	(0:11.59)		
7	2	HALLOWED GIRL	2	62.7	0:11.70	1:27.63 [7]	1:13.25 [9]	1:01.19 [10]	0:48.75 [9]	0:36.26 [9]	0:24.20 [9]	0:36.26	+4
		Bailey Wheeler		Overall	400m	(0:14.38)	(0:12.06)	(0:12.44)	(0:12.49)	(0:12.06)	(0:11.70)		
8	4	DIANA'S AFFAIR	4	64.5	0:11.87	1:27.68 [8]	1:13.82 [2]	1:01.83 [4]	0:49.40 [5]	0:36.82 [4]	0:24.55 [5]	0:36.82	+4
		Adin Thompson		Overall	400m	(0:13.86)	(0:11.99)	(0:12.43)	(0:12.58)	(0:12.27)	(0:11.87)		
9	1	MR DUDWEY	11	65.2	0:11.80	1:27.75 [9]	1:13.90 [1]	1:02.10 [1]	0:49.71 [2]	0:37.13 [2]	0:24.82 [2]	0:37.13	+6
		Georgina Cartwright		Overall	1200m	(0:13.85)	(0:11.80)	(0:12.39)	(0:12.58)	(0:12.31)	(0:11.98)		
10	5	CALCAREOUS	7	63.1	0:11.94	1:29.19 [10]	1:15.12 [5]	1:03.18 [6]	0:50.98 [4]	0:38.33 [3]	0:26.09 [4]	0:38.33	+6
		James Orman		1200m	1200m	(0:14.07)	(0:11.94)	(0:12.20)	(0:12.65)	(0:12.24)	(0:12.21)		

Scratched: What A Sham (#7), Doomani (#8), Gerrymander (#11), Pretty Little Lass (#12), Chanel (#13), Ships Ahoy (#15)

[ ] Ranking at each section and finish  
 -:-:- No data available at this section  
 NA No data available

SCN Saddle cloth number  
 DNF Did not finish  
 DNT Did not track



# Sunshine Coast QLD Professional

## Race 6: Butler McDermott Lawyers BENCHMARK 65 Handicap - 1400m

16 June 2023 - 18:25



Track Rating: Soft 6, Weather: Fine, Rail Position: +10m Entire

Section				200m				Last 600m	
Field Times				0:12.35 (0:12.35)				0:36.25	
Rank	TAB	Horse/Jockey	Barrier	Top Speed [km/h]	Fastest Section	Margin			Distance Travelled [m]
1	3	<b>PERFECT ENCOUNTER</b> Angela Jones	5	64.8 Overall	0:11.72 400m	0:12.09 [2] (0:12.09)	1:26.84		0:35.96
2	14	<b>HALF CROWN</b> Micheal Hellyer	3	63.6 Overall	0:11.75 400m	0:12.00 [5] (0:12.00)	0.5L		0:35.89 +0
3	16	<b>BETTER LAD</b> Tegan Harrison	9	64.2 1200m	0:11.63 1200m	0:12.61 [1] (0:12.61)	1.3L		0:36.51 -2
4	10	<b>DUCHESS ROTHESAY</b> Damien Thornton	10	64.8 400m	0:11.28 400m	0:12.23 [3] (0:12.23)	1.4L		0:35.60 +2
5	6	<b>TAVI L'AMOUR</b> Ben Thompson	1	64.0 Overall	0:11.77 400m	0:12.09 [9] (0:12.09)	2.2L		0:35.97 +3
6	9	<b>LITTLE MISS PIXIE</b> Kyle Wilson-Taylor	6	65.5 Overall	0:11.59 400m	0:12.35 [6] (0:12.35)	2.3L		0:36.09 +5
7	2	<b>HALLOWED GIRL</b> Bailey Wheeler	2	62.7 Overall	0:11.70 400m	0:12.50 [8] (0:12.50)	4.1L		0:36.26 +4
8	4	<b>DIANA'S AFFAIR</b> Adin Thompson	4	64.5 Overall	0:11.87 400m	0:12.68 [7] (0:12.68)	4.3L		0:36.82 +4
9	1	<b>MR DUDWEY</b> Georgina Cartwright	11	65.2 Overall	0:11.80 1200m	0:12.84 [4] (0:12.84)	4.6L		0:37.13 +6
10	5	<b>CALCAREOUS</b> James Orman	7	63.1 1200m	0:11.94 1200m	0:13.88 [10] (0:13.88)	12.9L		0:38.33 +6

Scratched: What A Sham (#7), Doomani (#8), Gerrymander (#11), Pretty Little Lass (#12), Chanel (#13), Ships Ahoy (#15)

[ ] Ranking at each section and finish  
 -:-:- No data available at this section  
 NA No data available

SCN Saddle cloth number  
 DNF Did not finish  
 DNT Did not track



Horse/Jockey Name	Perfect Encounter
Final Rank	1
Fastest Section Time (Section)	0:11.72 (400m)
Top Speed [km/h] (Section)	64.8 (Overall)
Race State	Finished



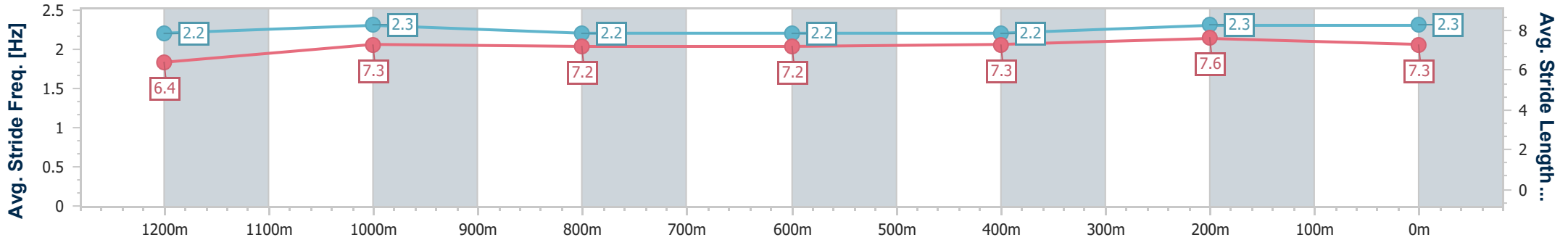
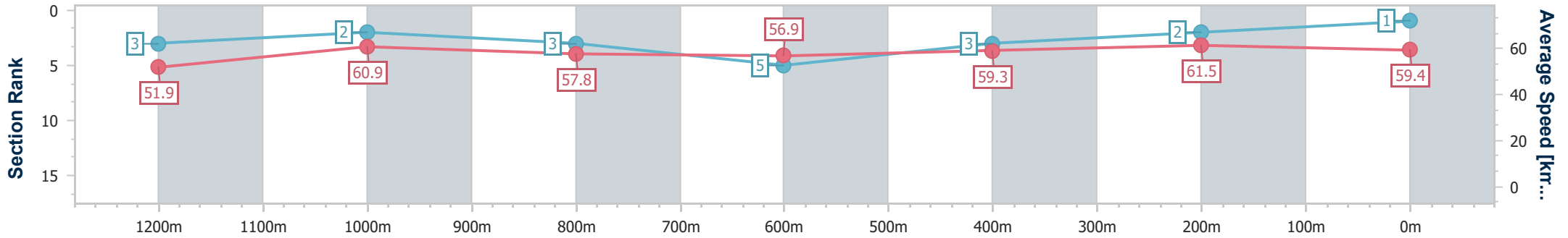
Sunshine Coast QLD Professional  
Race 6: Butler McDermott Lawyers BENCHMARK 65 Handicap - 1400m



16 June 2023 - 18:25

Track Rating: Soft 6, Weather: Fine, Rail Position: +10m Entire

Section	Overall	1200m	1000m	800m	600m	400m	200m
Section Times	1:26.84 [1] (0:13.88)	1:12.96 [3] (0:11.82)	1:01.14 [2] (0:12.51)	0:48.63 [3] (0:12.67)	0:35.96 [5] (0:12.15)	0:23.81 [3] (0:11.72)	0:12.09 [2] (0:12.09)
Average Speed [km/h]	51.9	60.9	57.8	56.9	59.3	61.5	59.4
Top Speed [km/h]	64.8	64.8	58.7	57.9	60.6	62.0	61.6
Avg. Dist. to Rail [m]	5.0	3.6	2.1	0.4	0.3	1.3	2.3
Avg. Stride Freq. [Hz]	2.2	2.3	2.2	2.2	2.2	2.3	2.3
Avg. Stride Length [m]	6.4	7.3	7.2	7.2	7.3	7.6	7.3



- [ ] Ranking at each section and finish
- .-.- No data available at this section
- NA No data available



Horse/Jockey Name	Half Crown
Final Rank	2
Fastest Section Time (Section)	0:11.75 (400m)
Top Speed [km/h] (Section)	63.6 (Overall)
Race State	Finished



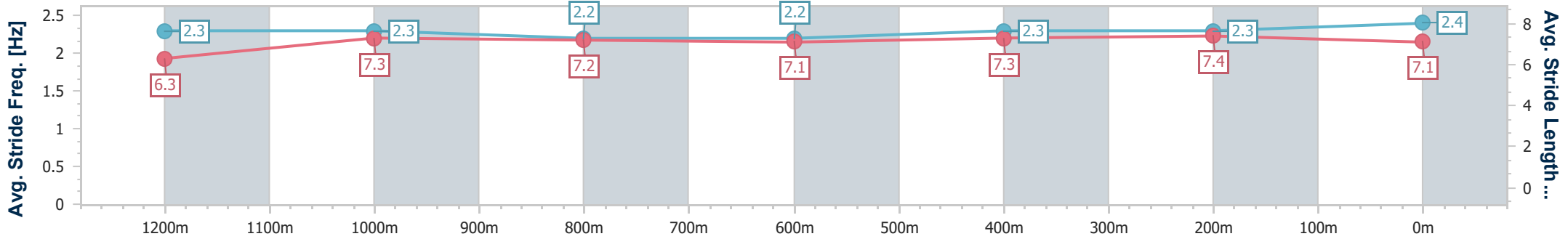
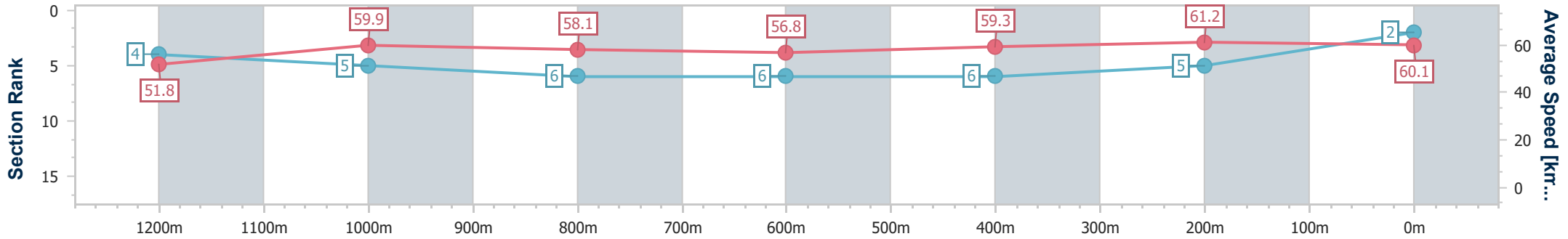
Sunshine Coast QLD Professional  
 Race 6: Butler McDermott Lawyers BENCHMARK 65 Handicap  
 - 1400m



16 June 2023 - 18:25

Track Rating: Soft 6, Weather: Fine, Rail Position: +10m Entire

Section	Overall	1200m	1000m	800m	600m	400m	200m
Section Times	1:26.94 [2] (0:13.90)	1:13.04 [4] (0:12.03)	1:01.01 [5] (0:12.42)	0:48.59 [6] (0:12.70)	0:35.89 [6] (0:12.14)	0:23.75 [6] (0:11.75)	0:12.00 [5] (0:12.00)
Average Speed [km/h]	51.8	59.9	58.1	56.8	59.3	61.2	60.1
Top Speed [km/h]	63.6	63.3	59.0	58.9	61.3	61.8	61.6
Avg. Dist. to Rail [m]	3.3	1.6	1.2	0.5	0.2	1.5	3.4
Avg. Stride Freq. [Hz]	2.3	2.3	2.2	2.2	2.3	2.3	2.4
Avg. Stride Length [m]	6.3	7.3	7.2	7.1	7.3	7.4	7.1



- [ ] Ranking at each section and finish
- .-.- No data available at this section
- NA No data available



Horse/Jockey Name	Better Lad
Final Rank	3
Fastest Section Time (Section)	0:11.63 (1200m)
Top Speed [km/h] (Section)	64.2 (1200m)
Race State	Finished



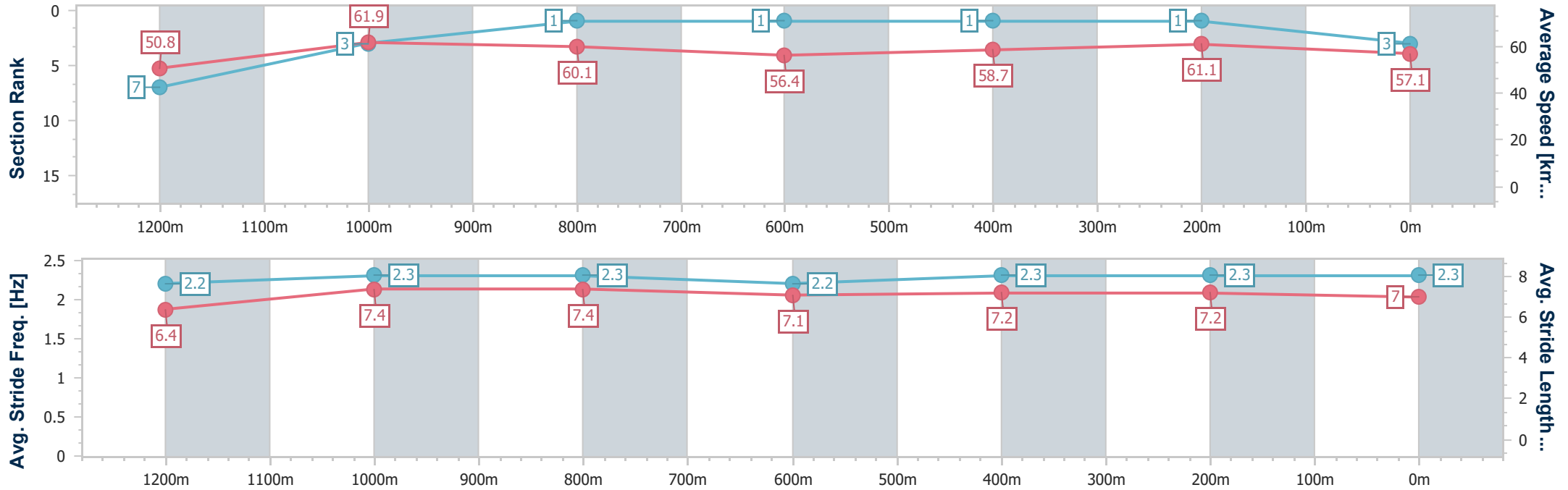
Sunshine Coast QLD Professional  
Race 6: Butler McDermott Lawyers BENCHMARK 65 Handicap - 1400m



16 June 2023 - 18:25

Track Rating: Soft 6, Weather: Fine, Rail Position: +10m Entire

Section	Overall	1200m	1000m	800m	600m	400m	200m
Section Times	1:27.10 [3] (0:14.18)	1:12.92 [7] (0:11.63)	1:01.29 [3] (0:12.06)	0:49.23 [1] (0:12.72)	0:36.51 [1] (0:12.12)	0:24.39 [1] (0:11.78)	0:12.61 [1] (0:12.61)
Average Speed [km/h]	50.8	61.9	60.1	56.4	58.7	61.1	57.1
Top Speed [km/h]	63.9	64.2	64.0	57.4	59.9	62.2	60.3
Avg. Dist. to Rail [m]	7.9	4.8	3.5	1.1	2.2	1.8	1.2
Avg. Stride Freq. [Hz]	2.2	2.3	2.3	2.2	2.3	2.3	2.3
Avg. Stride Length [m]	6.4	7.4	7.4	7.1	7.2	7.2	7.0



- [ ] Ranking at each section and finish
- .-.- No data available at this section
- NA No data available



Horse/Jockey Name	Duchess Rothesay
Final Rank	4
Fastest Section Time (Section)	0:11.28 (400m)
Top Speed [km/h] (Section)	64.8 (400m)
Race State	Finished



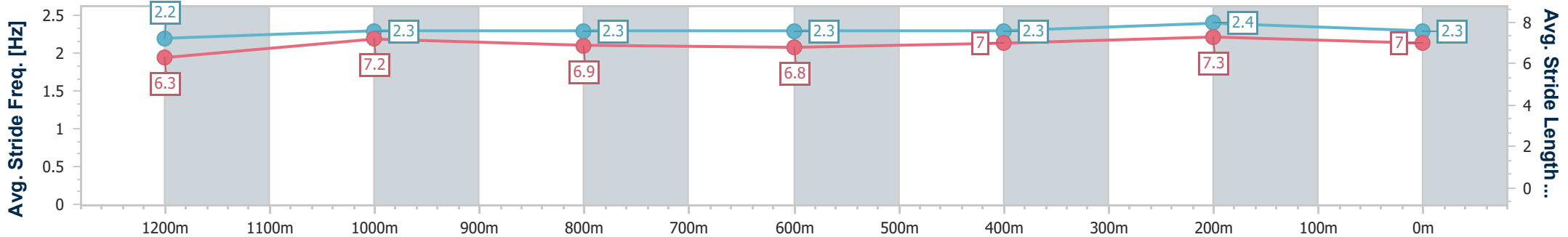
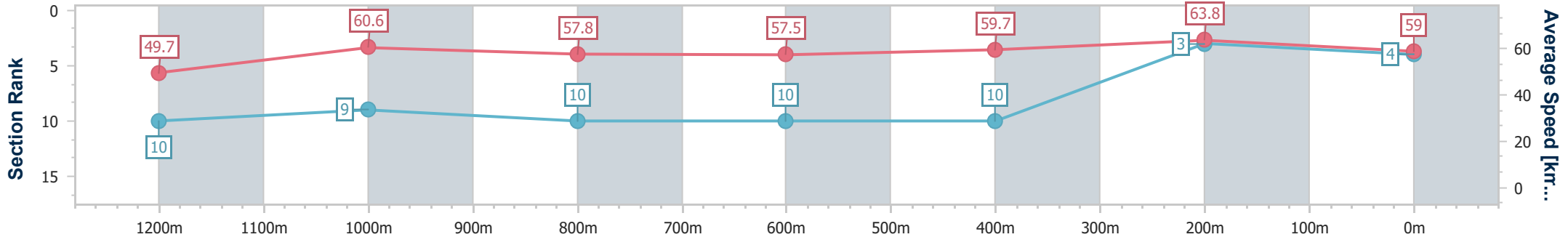
Sunshine Coast QLD Professional  
Race 6: Butler McDermott Lawyers BENCHMARK 65 Handicap - 1400m



16 June 2023 - 18:25

Track Rating: Soft 6, Weather: Fine, Rail Position: +10m Entire

Section	Overall	1200m	1000m	800m	600m	400m	200m
Section Times	1:27.12 [4] (0:14.50)	1:12.62 [10] (0:11.87)	1:00.75 [9] (0:12.55)	0:48.20 [10] (0:12.60)	0:35.60 [10] (0:12.09)	0:23.51 [10] (0:11.28)	0:12.23 [3] (0:12.23)
Average Speed [km/h]	49.7	60.6	57.8	57.5	59.7	63.8	59.0
Top Speed [km/h]	63.2	63.8	58.8	58.9	62.7	64.8	63.0
Avg. Dist. to Rail [m]	8.2	1.7	1.8	1.4	0.3	0.2	1.0
Avg. Stride Freq. [Hz]	2.2	2.3	2.3	2.3	2.3	2.4	2.3
Avg. Stride Length [m]	6.3	7.2	6.9	6.8	7.0	7.3	7.0



- [ ] Ranking at each section and finish
- .-.- No data available at this section
- NA No data available



Horse/Jockey Name	Tavi L'amour
Final Rank	5
Fastest Section Time (Section)	0:11.77 (400m)
Top Speed [km/h] (Section)	64.0 (Overall)
Race State	Finished



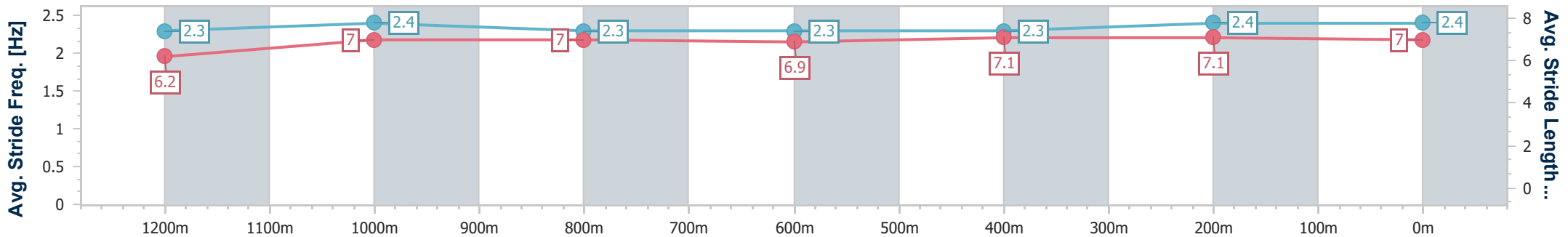
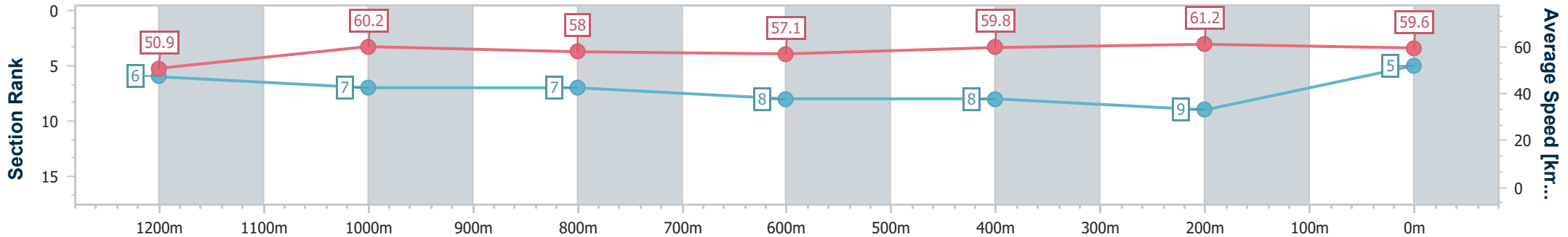
Sunshine Coast QLD Professional  
Race 6: Butler McDermott Lawyers BENCHMARK 65 Handicap - 1400m



16 June 2023 - 18:25

Track Rating: Soft 6, Weather: Fine, Rail Position: +10m Entire

Section	Overall	1200m	1000m	800m	600m	400m	200m
Section Times	1:27.27 [5] (0:14.14)	1:13.13 [6] (0:11.94)	1:01.19 [7] (0:12.50)	0:48.69 [7] (0:12.72)	0:35.97 [8] (0:12.11)	0:23.86 [8] (0:11.77)	0:12.09 [9] (0:12.09)
Average Speed [km/h]	50.9	60.2	58.0	57.1	59.8	61.2	59.6
Top Speed [km/h]	64.0	63.8	59.0	58.8	61.9	62.2	61.1
Avg. Dist. to Rail [m]	2.3	2.1	2.0	1.6	0.8	2.2	2.3
Avg. Stride Freq. [Hz]	2.3	2.4	2.3	2.3	2.3	2.4	2.4
Avg. Stride Length [m]	6.2	7.0	7.0	6.9	7.1	7.1	7.0



- [ ] Ranking at each section and finish
- .-.- No data available at this section
- NA No data available



Horse/Jockey Name	Little Miss Pixie
Final Rank	6
Fastest Section Time (Section)	0:11.59 (400m)
Top Speed [km/h] (Section)	65.5 (Overall)
Race State	Finished



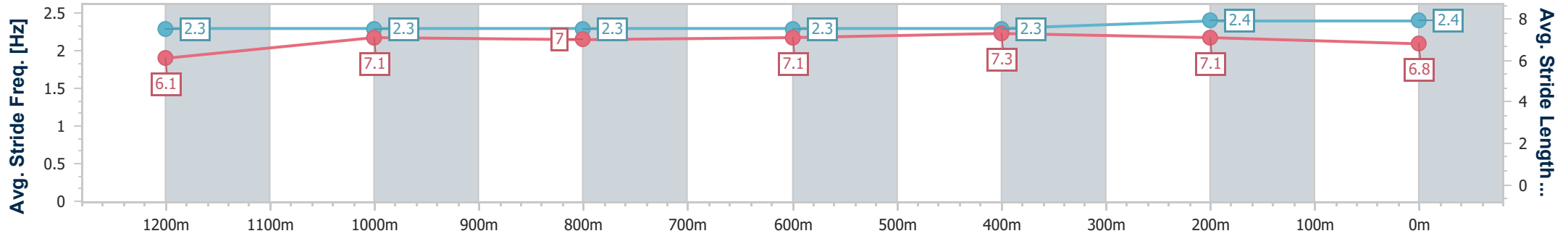
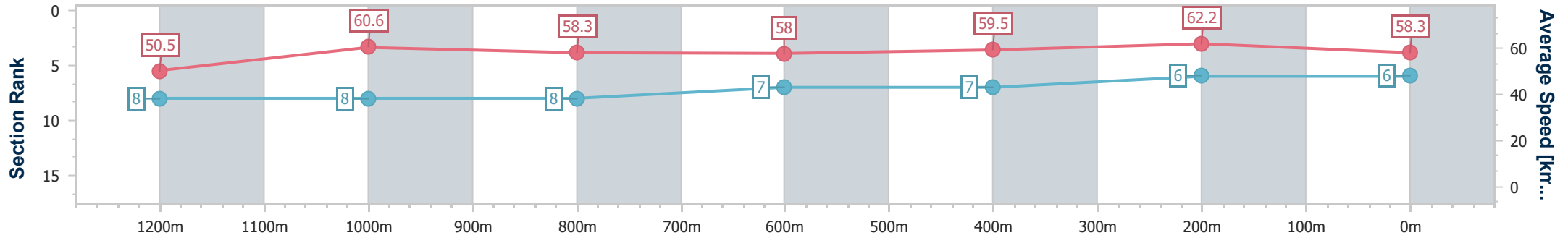
Sunshine Coast QLD Professional  
Race 6: Butler McDermott Lawyers BENCHMARK 65 Handicap - 1400m



16 June 2023 - 18:25

Track Rating: Soft 6, Weather: Fine, Rail Position: +10m Entire

Section	Overall	1200m	1000m	800m	600m	400m	200m
Section Times	1:27.30 [6] (0:14.25)	1:13.05 [8] (0:11.89)	1:01.16 [8] (0:12.48)	0:48.68 [8] (0:12.59)	0:36.09 [7] (0:12.15)	0:23.94 [7] (0:11.59)	0:12.35 [6] (0:12.35)
Average Speed [km/h]	50.5	60.6	58.3	58.0	59.5	62.2	58.3
Top Speed [km/h]	65.5	64.9	60.2	58.8	62.4	63.3	61.1
Avg. Dist. to Rail [m]	6.0	3.6	4.4	1.9	0.9	4.4	4.8
Avg. Stride Freq. [Hz]	2.3	2.3	2.3	2.3	2.3	2.4	2.4
Avg. Stride Length [m]	6.1	7.1	7.0	7.1	7.3	7.1	6.8



- [ ] Ranking at each section and finish
- .-.- No data available at this section
- NA No data available





Horse/Jockey Name	Hallowed Girl
Final Rank	7
Fastest Section Time (Section)	0:11.70 (400m)
Top Speed [km/h] (Section)	62.7 (Overall)
Race State	Finished



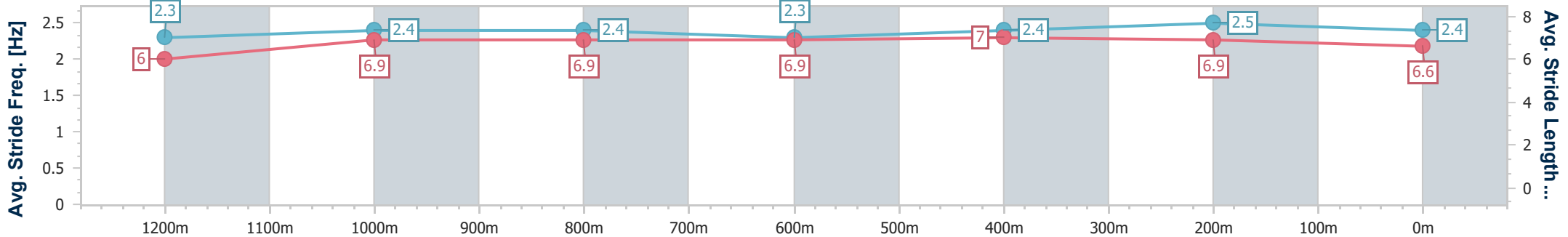
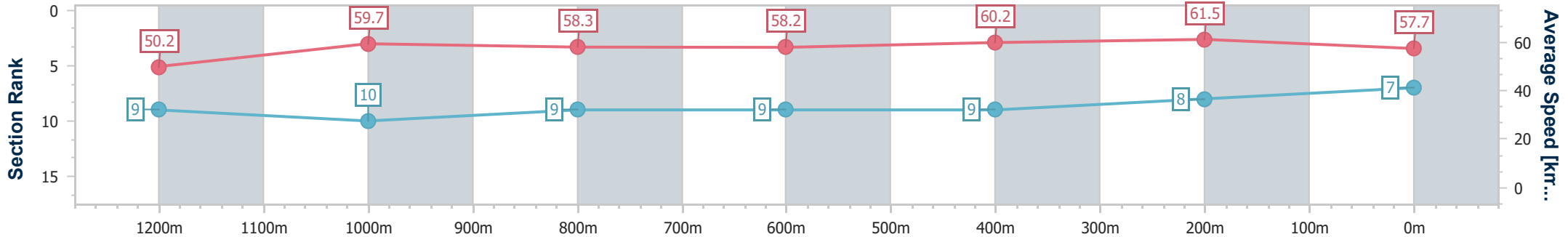
Sunshine Coast QLD Professional  
Race 6: Butler McDermott Lawyers BENCHMARK 65 Handicap - 1400m



16 June 2023 - 18:25

Track Rating: Soft 6, Weather: Fine, Rail Position: +10m Entire

Section	Overall	1200m	1000m	800m	600m	400m	200m
Section Times	1:27.63 [7] (0:14.38)	1:13.25 [9] (0:12.06)	1:01.19 [10] (0:12.44)	0:48.75 [9] (0:12.49)	0:36.26 [9] (0:12.06)	0:24.20 [9] (0:11.70)	0:12.50 [8] (0:12.50)
Average Speed [km/h]	50.2	59.7	58.3	58.2	60.2	61.5	57.7
Top Speed [km/h]	62.7	62.6	60.2	59.3	61.6	62.0	61.0
Avg. Dist. to Rail [m]	3.4	2.9	2.7	1.5	1.5	4.5	5.7
Avg. Stride Freq. [Hz]	2.3	2.4	2.4	2.3	2.4	2.5	2.4
Avg. Stride Length [m]	6.0	6.9	6.9	6.9	7.0	6.9	6.6



- [ ] Ranking at each section and finish
- .-.- No data available at this section
- NA No data available



Horse/Jockey Name	Diana's Affair
Final Rank	8
Fastest Section Time (Section)	0:11.87 (400m)
Top Speed [km/h] (Section)	64.5 (Overall)
Race State	Finished



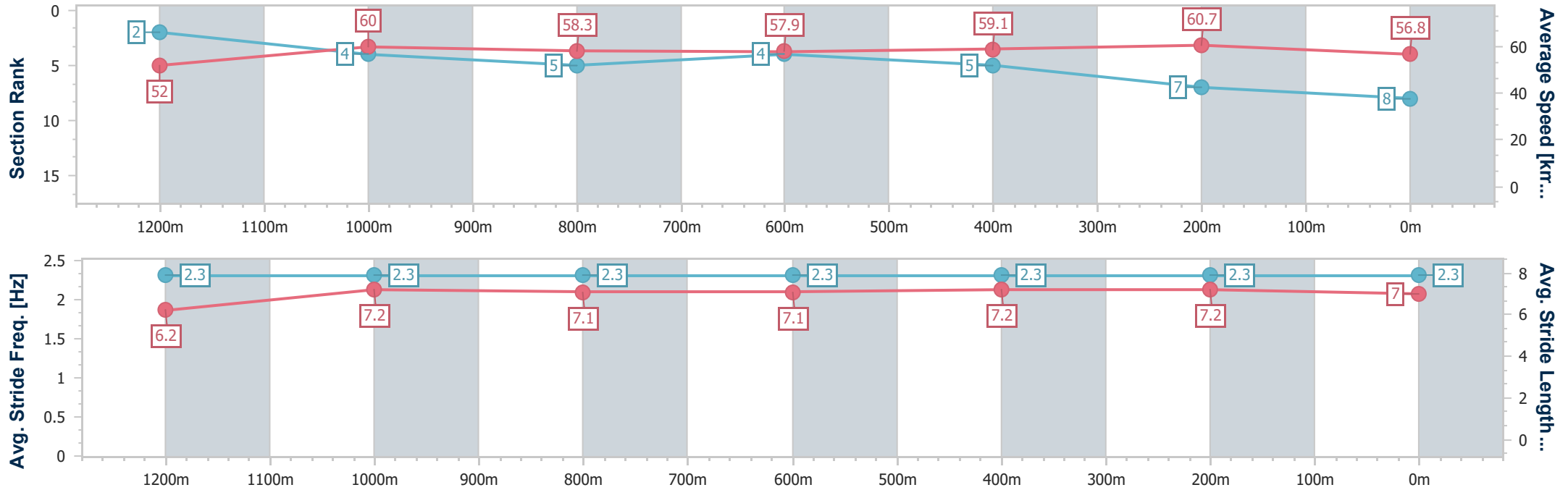
Sunshine Coast QLD Professional  
Race 6: Butler McDermott Lawyers BENCHMARK 65 Handicap - 1400m



16 June 2023 - 18:25

Track Rating: Soft 6, Weather: Fine, Rail Position: +10m Entire

Section	Overall	1200m	1000m	800m	600m	400m	200m
Section Times	1:27.68 [8] (0:13.86)	1:13.82 [2] (0:11.99)	1:01.83 [4] (0:12.43)	0:49.40 [5] (0:12.58)	0:36.82 [4] (0:12.27)	0:24.55 [5] (0:11.87)	0:12.68 [7] (0:12.68)
Average Speed [km/h]	52.0	60.0	58.3	57.9	59.1	60.7	56.8
Top Speed [km/h]	64.5	63.3	59.7	59.4	60.8	61.3	59.9
Avg. Dist. to Rail [m]	3.5	2.6	2.4	1.8	1.4	2.5	4.3
Avg. Stride Freq. [Hz]	2.3	2.3	2.3	2.3	2.3	2.3	2.3
Avg. Stride Length [m]	6.2	7.2	7.1	7.1	7.2	7.2	7.0



- [ ] Ranking at each section and finish
- .-.- No data available at this section
- NA No data available



Horse/Jockey Name	Mr Dudwey
Final Rank	9
Fastest Section Time (Section)	0:11.80 (1200m)
Top Speed [km/h] (Section)	65.2 (Overall)
Race State	Finished



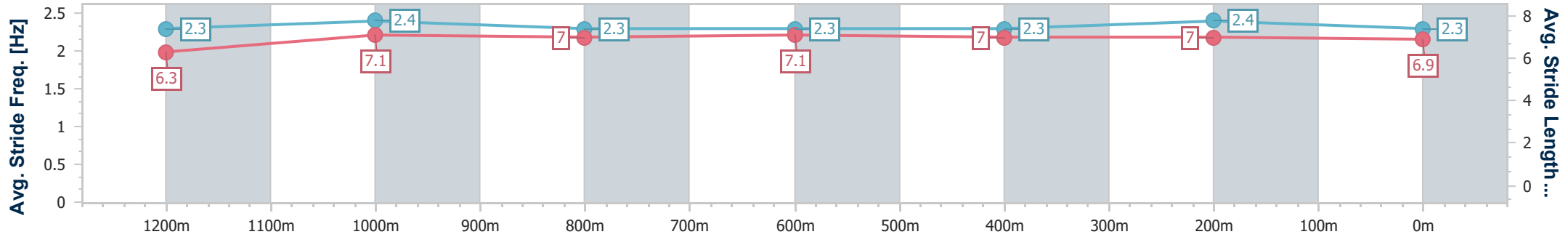
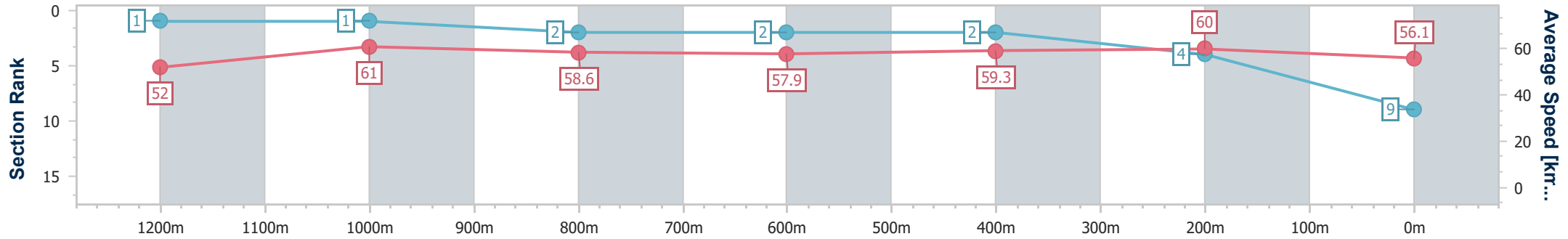
Sunshine Coast QLD Professional  
Race 6: Butler McDermott Lawyers BENCHMARK 65 Handicap - 1400m



16 June 2023 - 18:25

Track Rating: Soft 6, Weather: Fine, Rail Position: +10m Entire

Section	Overall	1200m	1000m	800m	600m	400m	200m
Section Times	1:27.75 [9] (0:13.85)	1:13.90 [1] (0:11.80)	1:02.10 [1] (0:12.39)	0:49.71 [2] (0:12.58)	0:37.13 [2] (0:12.31)	0:24.82 [2] (0:11.98)	0:12.84 [4] (0:12.84)
Average Speed [km/h]	52.0	61.0	58.6	57.9	59.3	60.0	56.1
Top Speed [km/h]	65.2	64.9	60.0	58.7	61.4	61.4	59.2
Avg. Dist. to Rail [m]	9.3	5.1	2.9	2.2	2.2	2.3	2.7
Avg. Stride Freq. [Hz]	2.3	2.4	2.3	2.3	2.3	2.4	2.3
Avg. Stride Length [m]	6.3	7.1	7.0	7.1	7.0	7.0	6.9



- [ ] Ranking at each section and finish
- .-.- No data available at this section
- NA No data available



Horse/Jockey Name	Calcareous
Final Rank	10
Fastest Section Time (Section)	0:11.94 (1200m)
Top Speed [km/h] (Section)	63.1 (1200m)
Race State	Finished



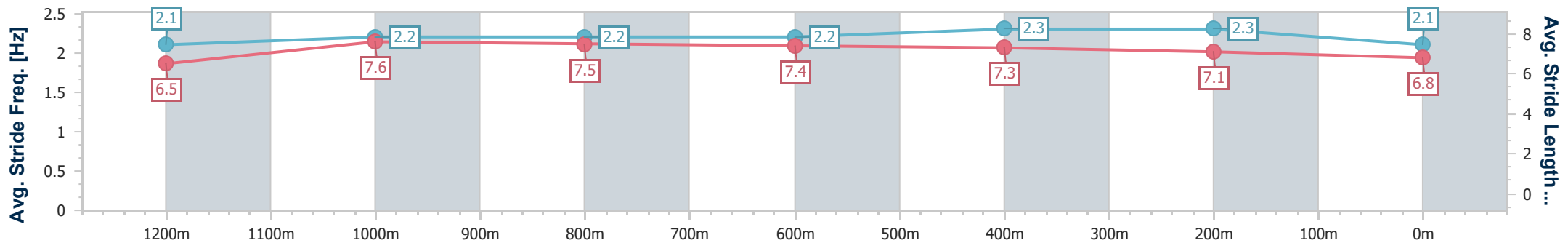
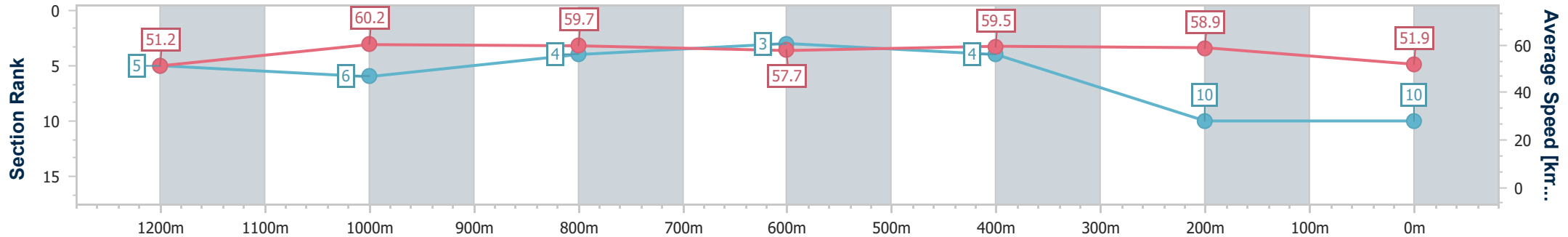
Sunshine Coast QLD Professional  
Race 6: Butler McDermott Lawyers BENCHMARK 65 Handicap - 1400m



16 June 2023 - 18:25

Track Rating: Soft 6, Weather: Fine, Rail Position: +10m Entire

Section	Overall	1200m	1000m	800m	600m	400m	200m
Section Times	1:29.19 [10] (0:14.07)	1:15.12 [5] (0:11.94)	1:03.18 [6] (0:12.20)	0:50.98 [4] (0:12.65)	0:38.33 [3] (0:12.24)	0:26.09 [4] (0:12.21)	0:13.88 [10] (0:13.88)
Average Speed [km/h]	51.2	60.2	59.7	57.7	59.5	58.9	51.9
Top Speed [km/h]	63.1	63.1	60.5	59.5	60.3	60.8	56.3
Avg. Dist. to Rail [m]	6.8	3.5	3.7	2.4	2.0	3.0	3.0
Avg. Stride Freq. [Hz]	2.1	2.2	2.2	2.2	2.3	2.3	2.1
Avg. Stride Length [m]	6.5	7.6	7.5	7.4	7.3	7.1	6.8



- [ ] Ranking at each section and finish
- .-.- No data available at this section
- NA No data available