

Track Rating: Soft 6, Weather: Fine, Rail Position: +10m Entire

Section														
Field Times	Overall	1600m	1400m	1200m	1000m	800m	600m	Last 600m						
	1:51.72 (0:13.62)	1:38.10 (0:11.21)	1:26.89 (0:11.73)	1:15.16 (0:12.33)	1:02.83 (0:12.60)	0:50.23 (0:12.64)	0:37.59 (0:12.74)	0:37.59						
Rank	TAB	Horse/Jockey	Barrier	Top Speed [km/h]	Fastest Section								Distance Travelled [m]	
1	1	<b>COLLEAGUES</b> Kyle Wilson-Taylor	5	64.6 1600m	0:11.31 1600m	1:51.72 [1] (0:13.91)	1:37.81 [5] (0:11.31)	1:26.50 [4] (0:11.67)	1:14.83 [4] (0:12.32)	1:02.51 [3] (0:12.55)	0:49.96 [3] (0:12.64)	0:37.32 [3] (0:12.49)	0:37.32	
2	9	<b>AMBER BLONDE</b> Tegan Harrison	4	64.5 1600m	0:11.41 1600m	1:52.28 [2] (0:14.19)	1:38.09 [8] (0:11.41)	1:26.68 [6] (0:11.78)	1:14.90 [6] (0:12.34)	1:02.56 [6] (0:12.48)	0:50.08 [6] (0:12.58)	0:37.50 [6] (0:12.39)	0:37.50	+8
3	4	<b>WEALDSTONE</b> Damien Thornton	2	63.1 1600m	0:11.62 1600m	1:52.44 [3] (0:14.58)	1:37.86 [10] (0:11.62)	1:26.24 [10] (0:11.71)	1:14.53 [10] (0:12.30)	1:02.23 [10] (0:12.57)	0:49.66 [10] (0:12.51)	0:37.15 [9] (0:12.25)	0:37.15	+5
4	10	<b>HELL OF A PRINCE</b> Bailey Wheeler	7	67.5 1600m	0:11.21 1600m	1:53.10 [4] (0:13.62)	1:39.48 [1] (0:11.21)	1:28.27 [1] (0:11.73)	1:16.54 [1] (0:12.33)	1:04.21 [1] (0:12.60)	0:51.61 [1] (0:12.64)	0:38.97 [1] (0:12.74)	0:38.97	+3
5	13	<b>CONFINED THOUGHTS</b> Montana Philpot	6	64.4 1600m	0:11.36 1600m	1:53.15 [5] (0:13.89)	1:39.26 [4] (0:11.36)	1:27.90 [5] (0:11.78)	1:16.12 [5] (0:12.46)	1:03.66 [5] (0:12.55)	0:51.11 [5] (0:12.66)	0:38.45 [5] (0:12.51)	0:38.45	+5
6	11	<b>LAGO DI BRAIES</b> Samantha Collett	11	63.8 1400m	0:11.72 1600m	1:53.53 [6] (0:14.74)	1:38.79 [11] (0:11.72)	1:27.07 [11] (0:11.73)	1:15.34 [11] (0:12.25)	1:03.09 [11] (0:12.47)	0:50.62 [11] (0:12.54)	0:38.08 [10] (0:12.50)	0:38.08	+11
7	6	<b>BRAVE BOY</b> Jai Williams	13	63.8 1600m	0:11.55 1600m	1:53.55 [7] (0:14.13)	1:39.42 [7] (0:11.55)	1:27.87 [7] (0:11.78)	1:16.09 [8] (0:12.42)	1:03.67 [8] (0:12.46)	0:51.21 [8] (0:12.66)	0:38.55 [7] (0:12.60)	0:38.55	+13
8	2	<b>ALLORA ENZO</b> Angela Jones	8	64.9 1600m	0:11.26 1600m	1:54.04 [8] (0:13.72)	1:40.32 [2] (0:11.26)	1:29.06 [2] (0:11.89)	1:17.17 [3] (0:12.36)	1:04.81 [4] (0:12.58)	0:52.23 [4] (0:12.70)	0:39.53 [4] (0:12.85)	0:39.53	+11
9	7	<b>LUZ LONG</b> Luke Tarrant	3	63.4 1600m	0:11.68 1600m	1:54.47 [9] (0:14.01)	1:40.46 [6] (0:11.68)	1:28.78 [8] (0:11.76)	1:17.02 [7] (0:12.41)	1:04.61 [7] (0:12.47)	0:52.14 [7] (0:12.76)	0:39.38 [8] (0:12.51)	0:39.38	+2
10	5	<b>ROCK UP</b> Dale Smith	9	66.0 1600m	0:11.18 1600m	1:55.68 [10] (0:13.83)	1:41.85 [3] (0:11.18)	1:30.67 [3] (0:11.76)	1:18.91 [2] (0:12.24)	1:06.67 [2] (0:12.58)	0:54.09 [2] (0:12.73)	0:41.36 [2] (0:12.95)	0:41.36	+11

Did Not Finish: Sardegna (#3)

Scratched: Jane His Wife (#8), General Wolfe (#12)



# Sunshine Coast QLD Professional

## Race 7: Wimmers Premium Soft Drinks Class 1 Handicap - 1800m

16 June 2023 - 19:03



Track Rating: Soft 6, Weather: Fine, Rail Position: +10m Entire

Section				400m	200m			Last 600m			
Field Times				0:24.85 (0:12.11)	0:12.74 (0:12.74)			0:37.59			
Rank	TAB	Horse/Jockey	Barrier	Top Speed [km/h]	Fastest Section	Margin				Distance Travelled [m]	
1	1	<b>COLLEAGUES</b> Kyle Wilson-Taylor	5	64.6 1600m	0:11.31 1600m	0:24.83 [2] (0:12.09)	0:12.74 [1] (0:12.74)	1:51.72		0:37.32	
2	9	<b>AMBER BLONDE</b> Tegan Harrison	4	64.5 1600m	0:11.41 1600m	0:25.11 [3] (0:12.16)	0:12.95 [2] (0:12.95)	3.3L		0:37.50	+8
3	4	<b>WEALDSTONE</b> Damien Thornton	2	63.1 1600m	0:11.62 1600m	0:24.90 [7] (0:12.12)	0:12.78 [4] (0:12.78)	4.1L		0:37.15	+5
4	10	<b>HELL OF A PRINCE</b> Bailey Wheeler	7	67.5 1600m	0:11.21 1600m	0:26.23 [1] (0:12.53)	0:13.70 [3] (0:13.70)	7.9L		0:38.97	+3
5	13	<b>CONFINED THOUGHTS</b> Montana Philpot	6	64.4 1600m	0:11.36 1600m	0:25.94 [4] (0:12.47)	0:13.47 [5] (0:13.47)	8.1L		0:38.45	+5
6	11	<b>LAGO DI BRAIES</b> Samantha Collett	11	63.8 1400m	0:11.72 1600m	0:25.58 [10] (0:12.49)	0:13.09 [9] (0:13.09)	10.1L		0:38.08	+11
7	6	<b>BRAVE BOY</b> Jai Williams	13	63.8 1600m	0:11.55 1600m	0:25.95 [8] (0:12.50)	0:13.45 [6] (0:13.45)	10.2L		0:38.55	+13
8	2	<b>ALLORA ENZO</b> Angela Jones	8	64.9 1600m	0:11.26 1600m	0:26.68 [6] (0:12.93)	0:13.75 [7] (0:13.75)	13L		0:39.53	+11
9	7	<b>LUZ LONG</b> Luke Tarrant	3	63.4 1600m	0:11.68 1600m	0:26.87 [9] (0:12.73)	0:14.14 [8] (0:14.14)	15.3L		0:39.38	+2
10	5	<b>ROCK UP</b> Dale Smith	9	66.0 1600m	0:11.18 1600m	0:28.41 [5] (0:13.22)	0:15.19 [10] (0:15.19)	22.3L		0:41.36	+11

Did Not Finish: Sardegna (#3)

Scratched: Jane His Wife (#8), General Wolfe (#12)

[ ] Ranking at each section and finish  
 :-:-- No data available at this section  
 NA No data available

SCN Saddle cloth number  
 DNF Did not finish  
 DNT Did not track



Horse/Jockey Name	Colleagues
Final Rank	1
Fastest Section Time (Section)	0:11.31 (1600m)
Top Speed [km/h] (Section)	64.6 (1600m)
Race State	Finished



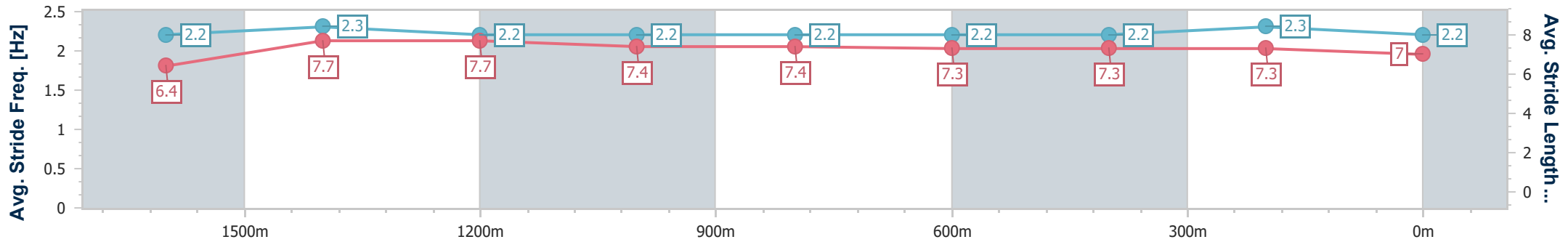
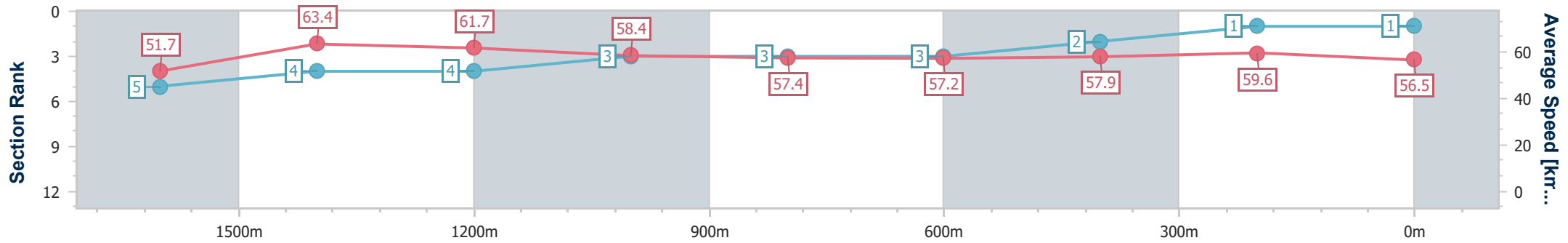
Sunshine Coast QLD Professional  
Race 7: Wimmers Premium Soft Drinks Class 1 Handicap - 1800m



16 June 2023 - 19:03

Track Rating: Soft 6, Weather: Fine, Rail Position: +10m Entire

Section	Overall	1600m	1400m	1200m	1000m	800m	600m	400m	200m				
Section Times	1:51.72 [1] (0:13.91)	1:37.81 [5] (0:11.31)	1:26.50 [4] (0:11.67)	1:14.83 [4] (0:12.32)	1:02.51 [3] (0:12.55)	0:49.96 [3] (0:12.64)	0:37.32 [3] (0:12.49)	0:24.83 [2] (0:12.09)	0:12.74 [1] (0:12.74)				
Average Speed [km/h]	51.7	63.4	61.7	58.4	57.4	57.2	57.9	59.6	56.5				
Top Speed [km/h]	63.0	64.6	63.7	60.7	57.9	58.4	58.9	60.2	58.8				
Avg. Dist. to Rail [m]	2.3	1.0	0.5	0.5	0.5	0.5	1.0	1.9	0.8				
Avg. Stride Freq. [Hz]	2.2	2.3	2.2	2.2	2.2	2.2	2.2	2.3	2.2				
Avg. Stride Length [m]	6.4	7.7	7.7	7.4	7.4	7.3	7.3	7.3	7.0				



- [ ] Ranking at each section and finish
- .-.- No data available at this section
- NA No data available



Horse/Jockey Name	Amber Blonde
Final Rank	2
Fastest Section Time (Section)	0:11.41 (1600m)
Top Speed [km/h] (Section)	64.5 (1600m)
Race State	Finished



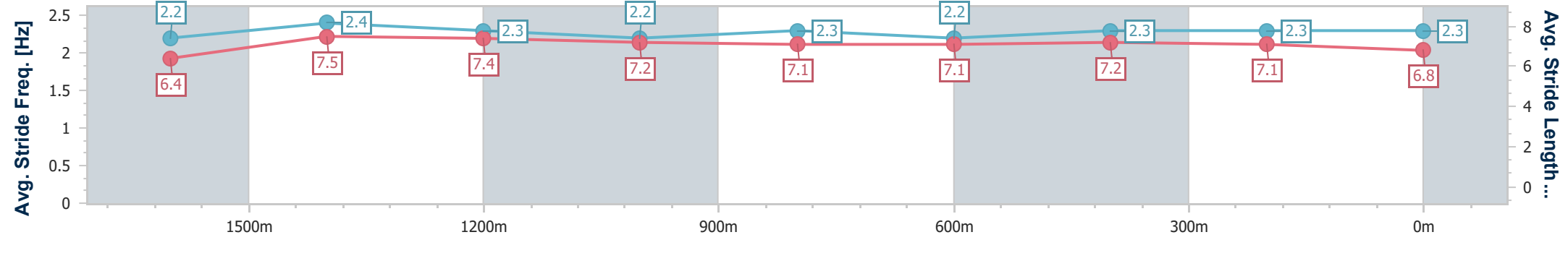
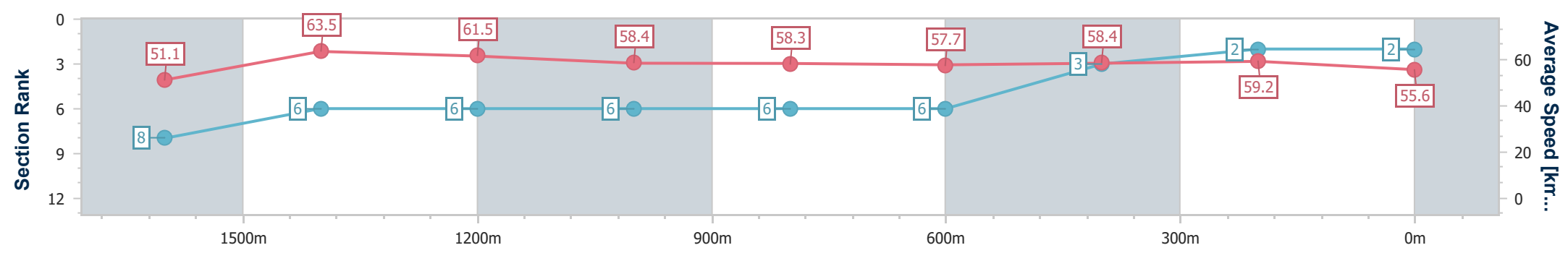
Sunshine Coast QLD Professional  
Race 7: Wimmers Premium Soft Drinks Class 1 Handicap - 1800m



16 June 2023 - 19:03

Track Rating: Soft 6, Weather: Fine, Rail Position: +10m Entire

Section	Overall	1600m	1400m	1200m	1000m	800m	600m	400m	200m				
Section Times	1:52.28 [2] (0:14.19)	1:38.09 [8] (0:11.41)	1:26.68 [6] (0:11.78)	1:14.90 [6] (0:12.34)	1:02.56 [6] (0:12.48)	0:50.08 [6] (0:12.58)	0:37.50 [6] (0:12.39)	0:25.11 [3] (0:12.16)	0:12.95 [2] (0:12.95)				
Average Speed [km/h]	51.1	63.5	61.5	58.4	58.3	57.7	58.4	59.2	55.6				
Top Speed [km/h]	63.8	64.5	63.3	59.3	59.4	58.7	59.7	59.9	58.2				
Avg. Dist. to Rail [m]	3.2	2.5	2.6	3.2	3.5	1.6	0.6	3.3	3.1				
Avg. Stride Freq. [Hz]	2.2	2.4	2.3	2.2	2.3	2.2	2.3	2.3	2.3				
Avg. Stride Length [m]	6.4	7.5	7.4	7.2	7.1	7.1	7.2	7.1	6.8				



- [ ] Ranking at each section and finish
- .-.- No data available at this section
- NA No data available



Horse/Jockey Name	Wealdstone
Final Rank	3
Fastest Section Time (Section)	0:11.62 (1600m)
Top Speed [km/h] (Section)	63.1 (1600m)
Race State	Finished



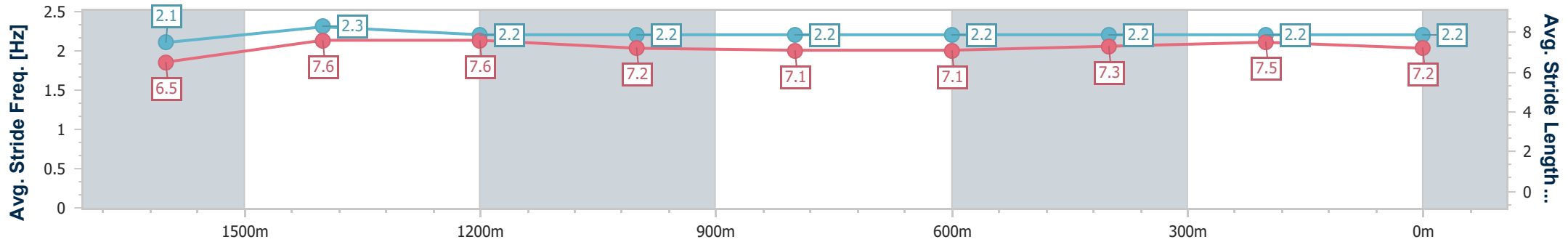
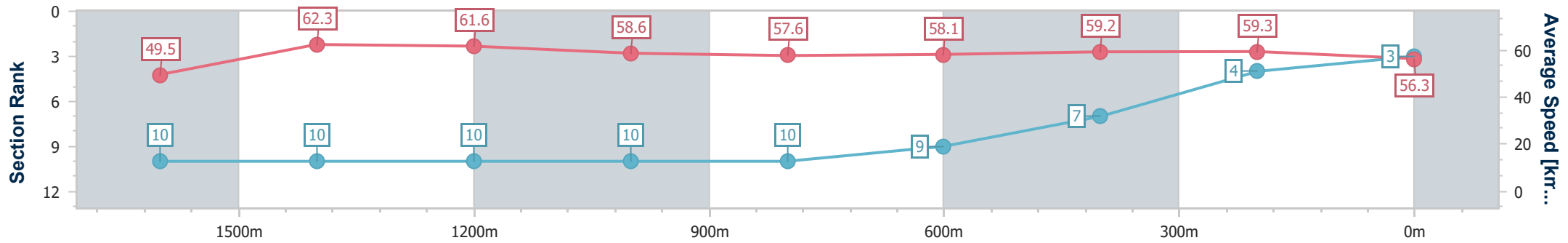
Sunshine Coast QLD Professional  
Race 7: Wimmers Premium Soft Drinks Class 1 Handicap - 1800m



16 June 2023 - 19:03

Track Rating: Soft 6, Weather: Fine, Rail Position: +10m Entire

Section	Overall	1600m	1400m	1200m	1000m	800m	600m	400m	200m
Section Times	1:52.44 [3] (0:14.58)	1:37.86 [10] (0:11.62)	1:26.24 [10] (0:11.71)	1:14.53 [10] (0:12.30)	1:02.23 [10] (0:12.57)	0:49.66 [10] (0:12.51)	0:37.15 [9] (0:12.25)	0:24.90 [7] (0:12.12)	0:12.78 [4] (0:12.78)
Average Speed [km/h]	49.5	62.3	61.6	58.6	57.6	58.1	59.2	59.3	56.3
Top Speed [km/h]	61.3	63.1	62.6	60.3	58.0	59.0	60.8	60.8	57.9
Avg. Dist. to Rail [m]	2.0	1.7	1.2	1.4	2.1	1.4	1.2	3.0	3.3
Avg. Stride Freq. [Hz]	2.1	2.3	2.2	2.2	2.2	2.2	2.2	2.2	2.2
Avg. Stride Length [m]	6.5	7.6	7.6	7.2	7.1	7.1	7.3	7.5	7.2



- [ ] Ranking at each section and finish
- .-.- No data available at this section
- NA No data available



Horse/Jockey Name	Hell Of A Prince
Final Rank	4
Fastest Section Time (Section)	0:11.21 (1600m)
Top Speed [km/h] (Section)	67.5 (1600m)
Race State	Finished



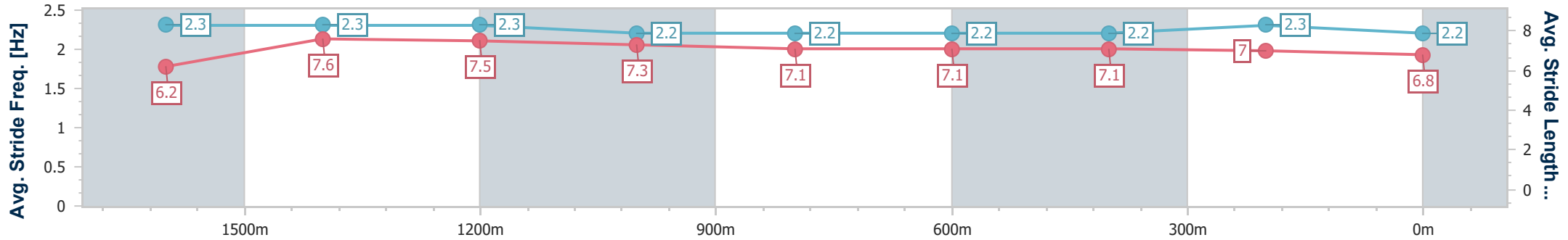
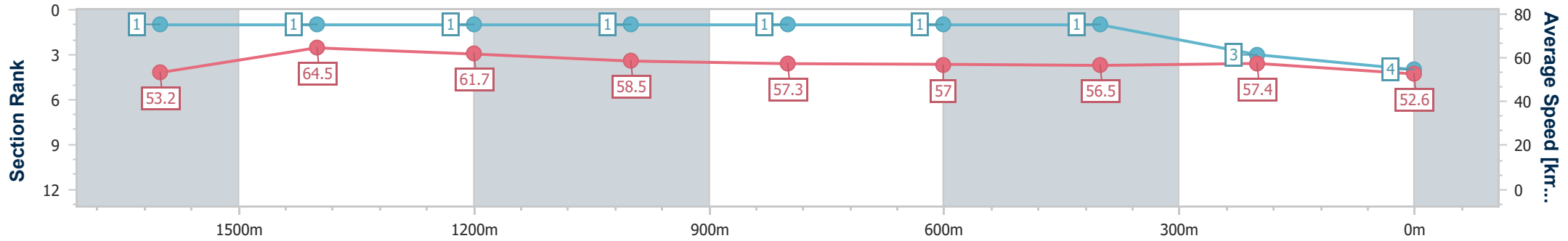
Sunshine Coast QLD Professional  
Race 7: Wimmers Premium Soft Drinks Class 1 Handicap - 1800m



16 June 2023 - 19:03

Track Rating: Soft 6, Weather: Fine, Rail Position: +10m Entire

Section	Overall	1600m	1400m	1200m	1000m	800m	600m	400m	200m
Section Times	1:53.10 [4] (0:13.62)	1:39.48 [1] (0:11.21)	1:28.27 [1] (0:11.73)	1:16.54 [1] (0:12.33)	1:04.21 [1] (0:12.60)	0:51.61 [1] (0:12.64)	0:38.97 [1] (0:12.74)	0:26.23 [1] (0:12.53)	0:13.70 [3] (0:13.70)
Average Speed [km/h]	53.2	64.5	61.7	58.5	57.3	57.0	56.5	57.4	52.6
Top Speed [km/h]	63.3	67.5	63.8	59.7	58.6	58.2	58.1	59.3	54.7
Avg. Dist. to Rail [m]	4.8	1.6	2.1	2.3	1.5	0.4	0.5	1.4	0.6
Avg. Stride Freq. [Hz]	2.3	2.3	2.3	2.2	2.2	2.2	2.2	2.3	2.2
Avg. Stride Length [m]	6.2	7.6	7.5	7.3	7.1	7.1	7.1	7.0	6.8



- [ ] Ranking at each section and finish
- .-.- No data available at this section
- NA No data available



Horse/Jockey Name	Confined Thoughts
Final Rank	5
Fastest Section Time (Section)	0:11.36 (1600m)
Top Speed [km/h] (Section)	64.4 (1600m)
Race State	Finished



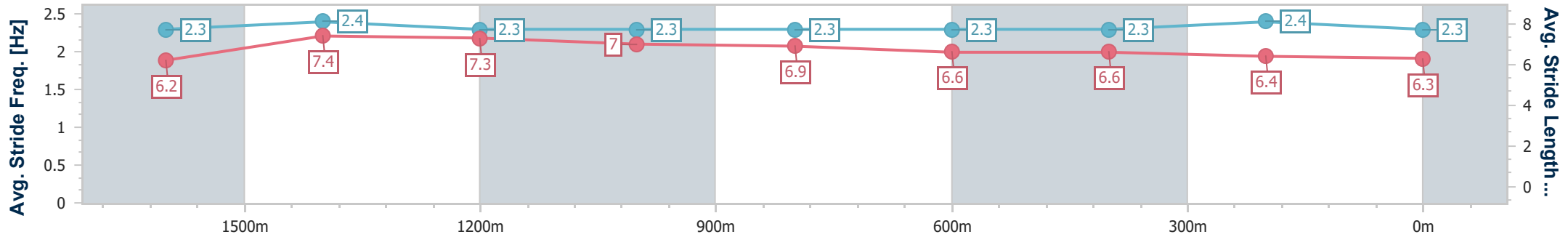
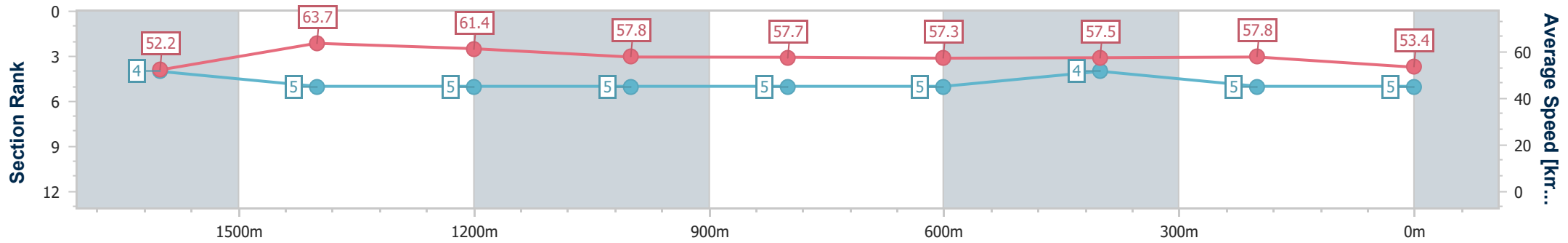
Sunshine Coast QLD Professional  
Race 7: Wimmers Premium Soft Drinks Class 1 Handicap - 1800m



16 June 2023 - 19:03

Track Rating: Soft 6, Weather: Fine, Rail Position: +10m Entire

Section	Overall	1600m	1400m	1200m	1000m	800m	600m	400m	200m				
Section Times	1:53.15 [5] (0:13.89)	1:39.26 [4] (0:11.36)	1:27.90 [5] (0:11.78)	1:16.12 [5] (0:12.46)	1:03.66 [5] (0:12.55)	0:51.11 [5] (0:12.66)	0:38.45 [5] (0:12.51)	0:25.94 [4] (0:12.47)	0:13.47 [5] (0:13.47)				
Average Speed [km/h]	52.2	63.7	61.4	57.8	57.7	57.3	57.5	57.8	53.4				
Top Speed [km/h]	63.4	64.4	64.1	58.9	58.3	58.3	58.2	58.8	56.2				
Avg. Dist. to Rail [m]	4.3	1.3	1.5	2.0	2.2	1.2	0.2	1.1	1.6				
Avg. Stride Freq. [Hz]	2.3	2.4	2.3	2.3	2.3	2.3	2.3	2.4	2.3				
Avg. Stride Length [m]	6.2	7.4	7.3	7.0	6.9	6.6	6.6	6.4	6.3				



- [ ] Ranking at each section and finish
- .-.- No data available at this section
- NA No data available



Horse/Jockey Name	Lago Di Braies
Final Rank	6
Fastest Section Time (Section)	0:11.72 (1600m)
Top Speed [km/h] (Section)	63.8 (1400m)
Race State	Finished



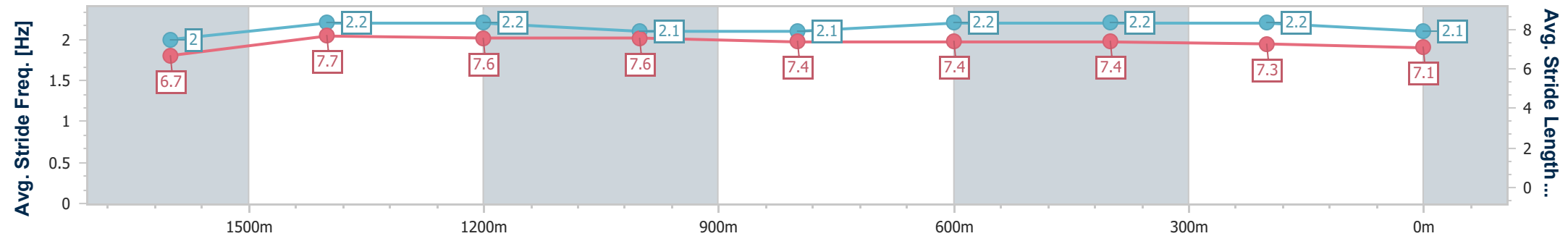
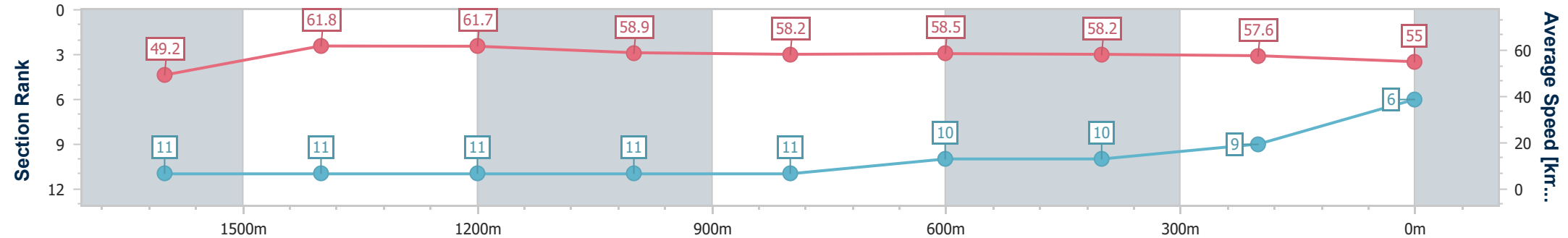
Sunshine Coast QLD Professional  
Race 7: Wimmers Premium Soft Drinks Class 1 Handicap - 1800m



16 June 2023 - 19:03

Track Rating: Soft 6, Weather: Fine, Rail Position: +10m Entire

Section	Overall	1600m	1400m	1200m	1000m	800m	600m	400m	200m				
Section Times	1:53.53 [6] (0:14.74)	1:38.79 [11] (0:11.72)	1:27.07 [11] (0:11.73)	1:15.34 [11] (0:12.25)	1:03.09 [11] (0:12.47)	0:50.62 [11] (0:12.54)	0:38.08 [10] (0:12.50)	0:25.58 [10] (0:12.49)	0:13.09 [9] (0:13.09)				
Average Speed [km/h]	49.2	61.8	61.7	58.9	58.2	58.5	58.2	57.6	55.0				
Top Speed [km/h]	61.7	63.5	63.8	59.6	59.4	59.0	58.7	58.1	58.0				
Avg. Dist. to Rail [m]	6.0	1.8	2.2	2.6	3.1	2.9	2.0	2.4	1.5				
Avg. Stride Freq. [Hz]	2.0	2.2	2.2	2.1	2.1	2.2	2.2	2.2	2.1				
Avg. Stride Length [m]	6.7	7.7	7.6	7.6	7.4	7.4	7.4	7.3	7.1				



- [ ] Ranking at each section and finish
- .-.- No data available at this section
- NA No data available





Horse/Jockey Name	Brave Boy
Final Rank	7
Fastest Section Time (Section)	0:11.55 (1600m)
Top Speed [km/h] (Section)	63.8 (1600m)
Race State	Finished



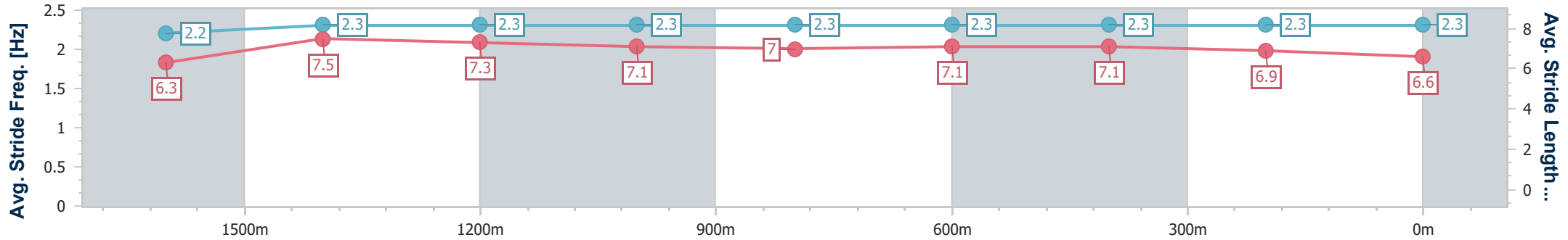
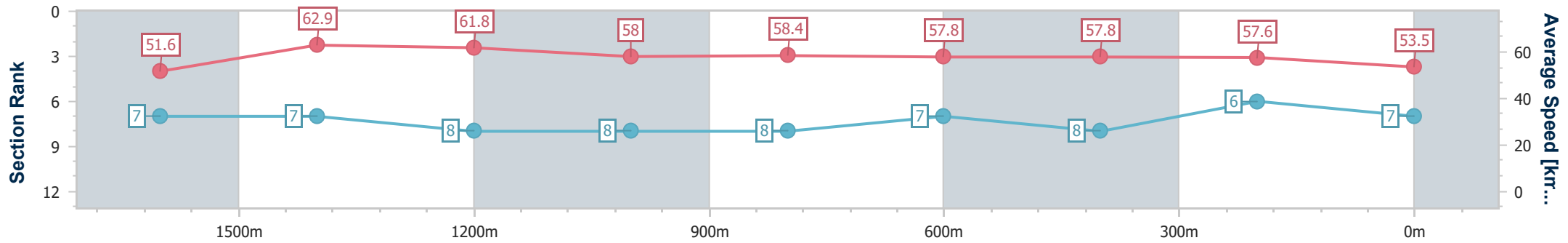
Sunshine Coast QLD Professional  
Race 7: Wimmers Premium Soft Drinks Class 1 Handicap - 1800m



16 June 2023 - 19:03

Track Rating: Soft 6, Weather: Fine, Rail Position: +10m Entire

Section	Overall	1600m	1400m	1200m	1000m	800m	600m	400m	200m				
Section Times	1:53.55 [7] (0:14.13)	1:39.42 [7] (0:11.55)	1:27.87 [7] (0:11.78)	1:16.09 [8] (0:12.42)	1:03.67 [8] (0:12.46)	0:51.21 [8] (0:12.66)	0:38.55 [7] (0:12.60)	0:25.95 [8] (0:12.50)	0:13.45 [6] (0:13.45)				
Average Speed [km/h]	51.6	62.9	61.8	58.0	58.4	57.8	57.8	57.6	53.5				
Top Speed [km/h]	63.3	63.8	63.7	60.0	59.9	59.0	58.5	58.5	56.6				
Avg. Dist. to Rail [m]	7.8	3.5	3.4	3.9	3.3	2.7	2.2	3.0	3.1				
Avg. Stride Freq. [Hz]	2.2	2.3	2.3	2.3	2.3	2.3	2.3	2.3	2.3				
Avg. Stride Length [m]	6.3	7.5	7.3	7.1	7.0	7.1	7.1	6.9	6.6				



- [ ] Ranking at each section and finish
- .-.- No data available at this section
- NA No data available



Horse/Jockey Name	Allora Enzo
Final Rank	8
Fastest Section Time (Section)	0:11.26 (1600m)
Top Speed [km/h] (Section)	64.9 (1600m)
Race State	Finished



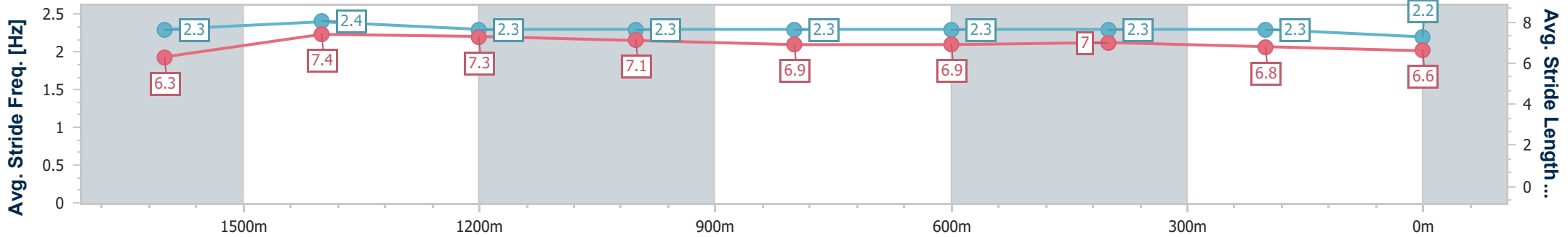
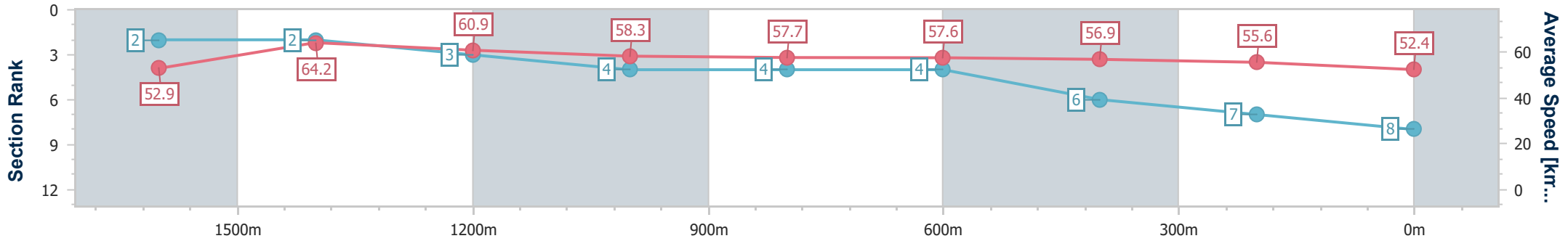
Sunshine Coast QLD Professional  
Race 7: Wimmers Premium Soft Drinks Class 1 Handicap - 1800m



16 June 2023 - 19:03

Track Rating: Soft 6, Weather: Fine, Rail Position: +10m Entire

Section	Overall	1600m	1400m	1200m	1000m	800m	600m	400m	200m				
Section Times	1:54.04 [8] (0:13.72)	1:40.32 [2] (0:11.26)	1:29.06 [2] (0:11.89)	1:17.17 [3] (0:12.36)	1:04.81 [4] (0:12.58)	0:52.23 [4] (0:12.70)	0:39.53 [4] (0:12.85)	0:26.68 [6] (0:12.93)	0:13.75 [7] (0:13.75)				
Average Speed [km/h]	52.9	64.2	60.9	58.3	57.7	57.6	56.9	55.6	52.4				
Top Speed [km/h]	64.7	64.9	63.7	59.3	58.5	58.2	58.0	56.2	54.6				
Avg. Dist. to Rail [m]	5.4	1.7	1.8	2.7	2.9	2.6	2.6	5.1	4.1				
Avg. Stride Freq. [Hz]	2.3	2.4	2.3	2.3	2.3	2.3	2.3	2.3	2.2				
Avg. Stride Length [m]	6.3	7.4	7.3	7.1	6.9	6.9	7.0	6.8	6.6				



- [ ] Ranking at each section and finish
- .-.- No data available at this section
- NA No data available



Horse/Jockey Name	Luz Long
Final Rank	9
Fastest Section Time (Section)	0:11.68 (1600m)
Top Speed [km/h] (Section)	63.4 (1600m)
Race State	Finished



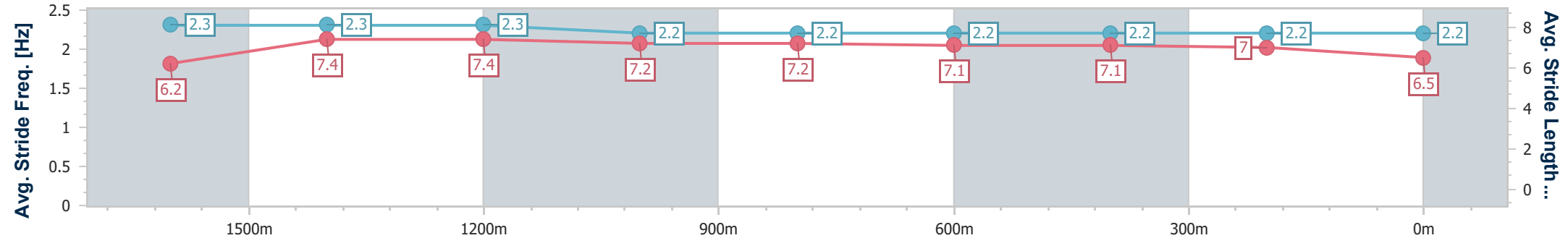
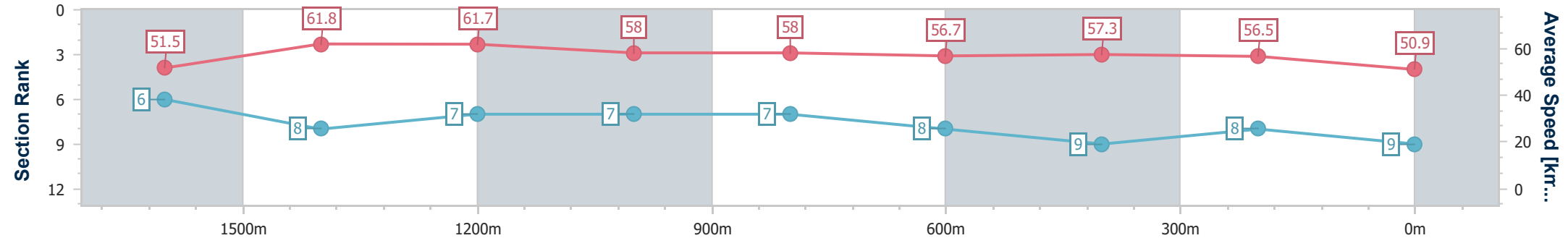
Sunshine Coast QLD Professional  
Race 7: Wimmers Premium Soft Drinks Class 1 Handicap - 1800m



16 June 2023 - 19:03

Track Rating: Soft 6, Weather: Fine, Rail Position: +10m Entire

Section	Overall	1600m	1400m	1200m	1000m	800m	600m	400m	200m				
Section Times	1:54.47 [9] (0:14.01)	1:40.46 [6] (0:11.68)	1:28.78 [8] (0:11.76)	1:17.02 [7] (0:12.41)	1:04.61 [7] (0:12.47)	0:52.14 [7] (0:12.76)	0:39.38 [8] (0:12.51)	0:26.87 [9] (0:12.73)	0:14.14 [8] (0:14.14)				
Average Speed [km/h]	51.5	61.8	61.7	58.0	58.0	56.7	57.3	56.5	50.9				
Top Speed [km/h]	62.2	63.4	63.4	59.1	59.2	57.3	58.0	57.9	55.1				
Avg. Dist. to Rail [m]	1.5	1.1	1.8	1.7	1.7	0.6	0.6	0.4	0.9				
Avg. Stride Freq. [Hz]	2.3	2.3	2.3	2.2	2.2	2.2	2.2	2.2	2.2				
Avg. Stride Length [m]	6.2	7.4	7.4	7.2	7.2	7.1	7.1	7.0	6.5				



- [ ] Ranking at each section and finish
- .-.- No data available at this section
- NA No data available



Horse/Jockey Name	Rock Up
Final Rank	10
Fastest Section Time (Section)	0:11.18 (1600m)
Top Speed [km/h] (Section)	66.0 (1600m)
Race State	Finished



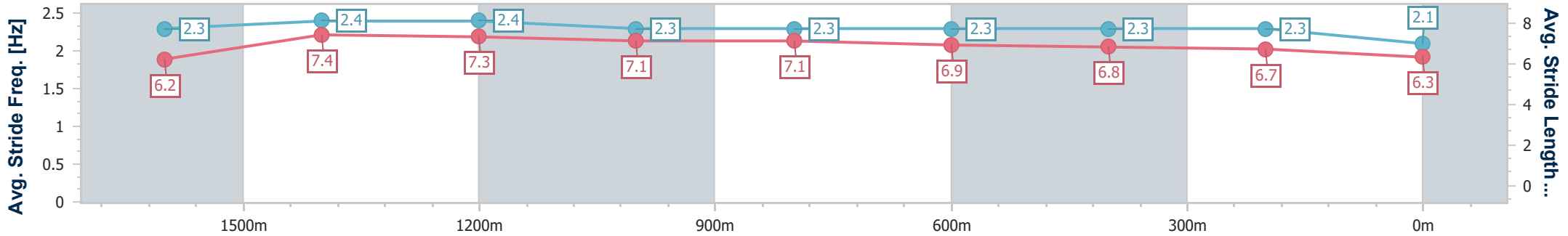
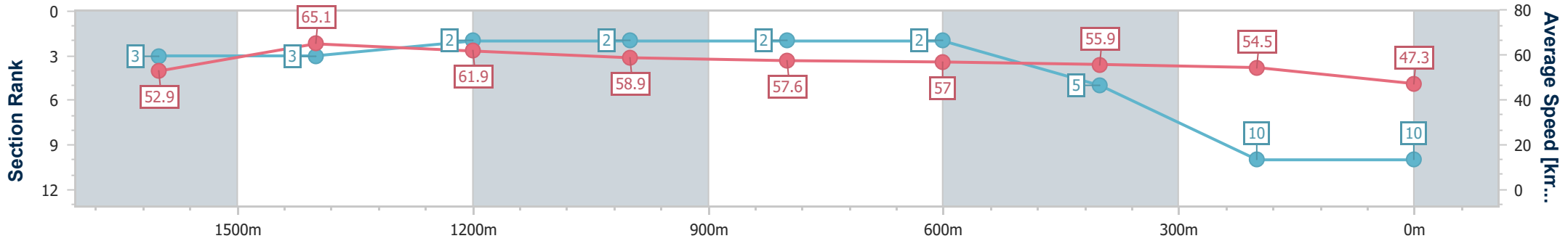
Sunshine Coast QLD Professional  
Race 7: Wimmers Premium Soft Drinks Class 1 Handicap - 1800m



16 June 2023 - 19:03

Track Rating: Soft 6, Weather: Fine, Rail Position: +10m Entire

Section	Overall	1600m	1400m	1200m	1000m	800m	600m	400m	200m				
Section Times	1:55.68 [10] (0:13.83)	1:41.85 [3] (0:11.18)	1:30.67 [3] (0:11.76)	1:18.91 [2] (0:12.24)	1:06.67 [2] (0:12.58)	0:54.09 [2] (0:12.73)	0:41.36 [2] (0:12.95)	0:28.41 [5] (0:13.22)	0:15.19 [10] (0:15.19)				
Average Speed [km/h]	52.9	65.1	61.9	58.9	57.6	57.0	55.9	54.5	47.3				
Top Speed [km/h]	63.6	66.0	65.2	60.2	58.7	57.7	56.7	56.0	52.1				
Avg. Dist. to Rail [m]	7.4	4.2	3.6	3.2	2.7	1.6	0.7	3.1	2.2				
Avg. Stride Freq. [Hz]	2.3	2.4	2.4	2.3	2.3	2.3	2.3	2.3	2.1				
Avg. Stride Length [m]	6.2	7.4	7.3	7.1	7.1	6.9	6.8	6.7	6.3				



- [ ] Ranking at each section and finish
- .-.- No data available at this section
- NA No data available



Horse/Jockey Name	Sardegna
Final Rank	2147483647
Fastest Section Time (Section)	0:11.57 (1600m)
Top Speed [km/h] (Section)	64.6 (1600m)
Race State	DidNotFinish



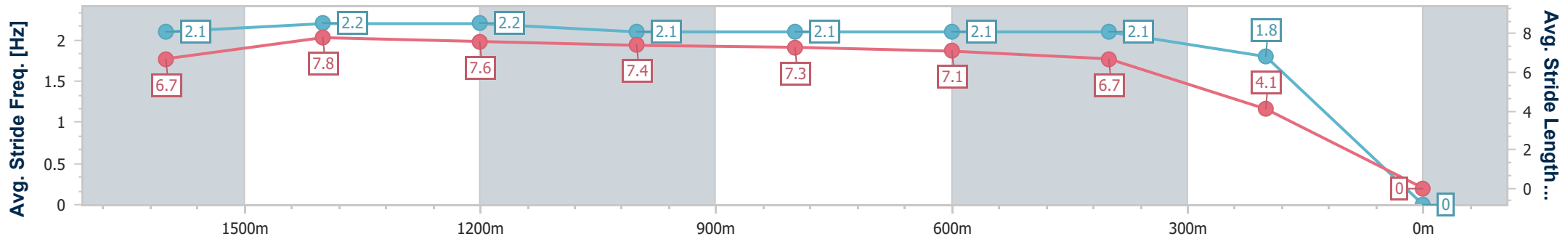
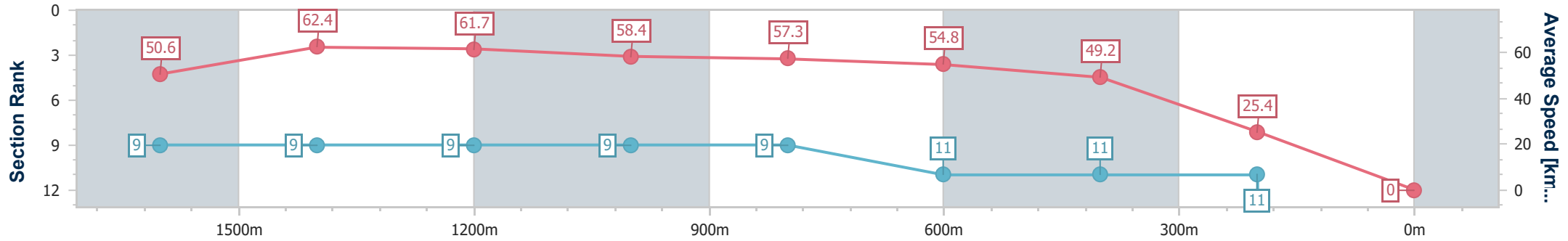
Sunshine Coast QLD Professional  
Race 7: Wimmers Premium Soft Drinks Class 1 Handicap - 1800m



16 June 2023 - 19:03

Track Rating: Soft 6, Weather: Fine, Rail Position: +10m Entire

Section	Overall	1600m	1400m	1200m	1000m	800m	600m	400m	200m			
Section Times	0:00.00 [2147483647 ] (0:14.28)	0:00.00 [9] (0:11.57)	0:00.00 [9] (0:11.81)	0:00.00 [9] (0:12.35)	0:00.00 [9] (0:12.68)	0:00.00 [9] (0:13.29)	0:00.00 [11] (0:14.66)	0:00.00 [11] (0:28.38)	-:--:--			
Average Speed [km/h]	50.6	62.4	61.7	58.4	57.3	54.8	49.2	25.4	0.0			
Top Speed [km/h]	62.2	64.6	64.3	58.8	58.3	55.9	53.3	41.9	--:			
Avg. Dist. to Rail [m]	1.3	2.2	3.1	3.3	3.1	1.9	0.6	2.4	0.0			
Avg. Stride Freq. [Hz]	2.1	2.2	2.2	2.1	2.1	2.1	2.1	1.8	--:			
Avg. Stride Length [m]	6.7	7.8	7.6	7.4	7.3	7.1	6.7	4.1	--:			



- [ ] Ranking at each section and finish
- :--:-- No data available at this section
- NA No data available

- [ ] Ranking at each section and finish
- :--:- No data available at this section
- NA No data available