



# Doomben QLD Professional

## Race 3: XXXX DRY QTIS Two-Year-Old Maiden Plate - 1050m

21 June 2023 - 13:09



BRISBANE  
RACING CLUB

Track Rating: Good 4, Weather: Fine, Rail Position: +9m Entire Course

Section		Field Times										Last 600m	
		Overall	1000m	800m	600m	400m	200m						0:34.36
		1:01.80 (0:05.00)	0:56.80 (0:11.09)	0:45.71 (0:11.35)	0:34.36 (0:11.69)	0:22.67 (0:11.10)	0:11.57 (0:11.57)						
Rank	TAB Horse/Jockey	Barrier	Top Speed [km/h]	Fastest Section								Margin	Distance Travelled [m]
1	3 HE'S FOR THE GIRLS Taylor Marshall	2	67.8 400m	0:05.24 Overall	1:01.80 [1] (0:05.24)	0:56.56 [5] (0:11.46)	0:45.10 [5] (0:11.31)	0:33.79 [5] (0:11.45)	0:22.34 [4] (0:10.84)	0:11.50 [3] (0:11.50)	1:01.80 0:33.79		
2	1 BEAUTANTES Mark Du Plessis	4	67.9 1000m	0:05.00 Overall	1:01.84 [2] (0:05.00)	0:56.84 [1] (0:11.09)	0:45.75 [1] (0:11.35)	0:34.40 [1] (0:11.69)	0:22.71 [1] (0:11.10)	0:11.61 [1] (0:11.61)	0.21L 0:34.40 -1		
3	8 MALARINA Damien Thornton	8	67.0 200m	0:05.27 Overall	1:01.90 [3] (0:05.27)	0:56.63 [6] (0:11.61)	0:45.02 [6] (0:11.69)	0:33.33 [8] (0:11.39)	0:21.94 [8] (0:10.64)	0:11.30 [5] (0:11.30)	0.6L 0:33.33 +0		
4	6 THE PUNISHER Ben Thompson	7	67.4 1000m	0:05.15 Overall	1:01.91 [4] (0:05.15)	0:56.76 [2] (0:11.01)	0:45.75 [2] (0:11.34)	0:34.41 [2] (0:11.65)	0:22.76 [2] (0:11.13)	0:11.63 [2] (0:11.63)	0.67L 0:34.41 -1		
5	5 RIDE FOR LUCK Boris Thornton	5	67.4 400m	0:05.19 Overall	1:02.01 [5] (0:05.19)	0:56.82 [4] (0:11.30)	0:45.52 [4] (0:11.28)	0:34.24 [3] (0:11.57)	0:22.67 [3] (0:11.01)	0:11.66 [4] (0:11.66)	1.25L 0:34.24 +2		
6	4 PACIFIED Larry Cassidy	3	66.7 800m	0:05.80 Overall	1:02.55 [6] (0:05.80)	0:56.75 [8] (0:11.09)	0:45.66 [7] (0:11.14)	0:34.52 [6] (0:11.47)	0:23.05 [6] (0:11.26)	0:11.79 [7] (0:11.79)	4.4L 0:34.52 -5		
7	9 PARIS ART Micheal Hellyer	1	66.8 1000m	0:05.17 Overall	1:02.60 [7] (0:05.17)	0:57.43 [3] (0:11.23)	0:46.20 [3] (0:11.48)	0:34.72 [4] (0:11.58)	0:23.14 [5] (0:11.27)	0:11.87 [6] (0:11.87)	4.68L 0:34.72 -3		
8	10 THREDBO Chelsea Jokic	10	66.9 1000m	0:05.64 Overall	1:02.62 [8] (0:05.64)	0:56.98 [7] (0:11.55)	0:45.43 [8] (0:11.35)	0:34.08 [7] (0:11.41)	0:22.67 [7] (0:11.02)	0:11.65 [8] (0:11.65)	4.81L 0:34.08 +0		

Scratched: Jack's Boom (#7), Gold Revolution (#2)

[ ] Ranking at each section and finish  
 -:-:- No data available at this section  
 NA No data available

SCN Saddle cloth number  
 DNF Did not finish  
 DNT Did not track



Horse/Jockey Name	He's For The Girls
Final Rank	1
Fastest Section Time (Section)	0:05.24 (Overall)
Top Speed [km/h] (Section)	67.8 (400m)
Race State	Finished

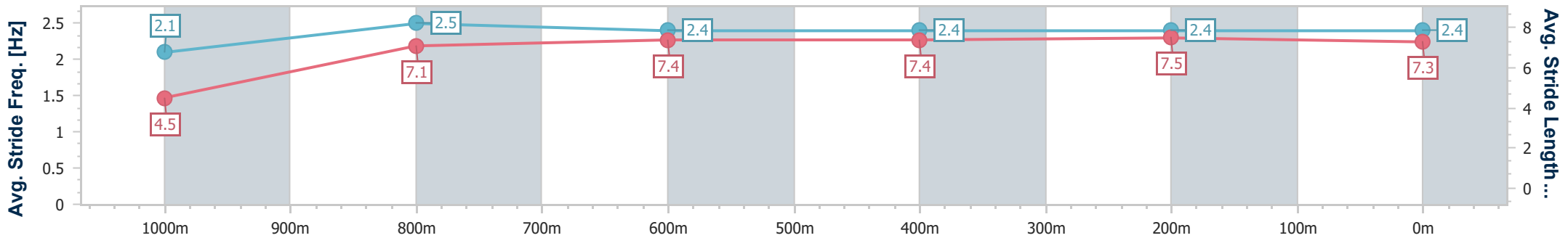
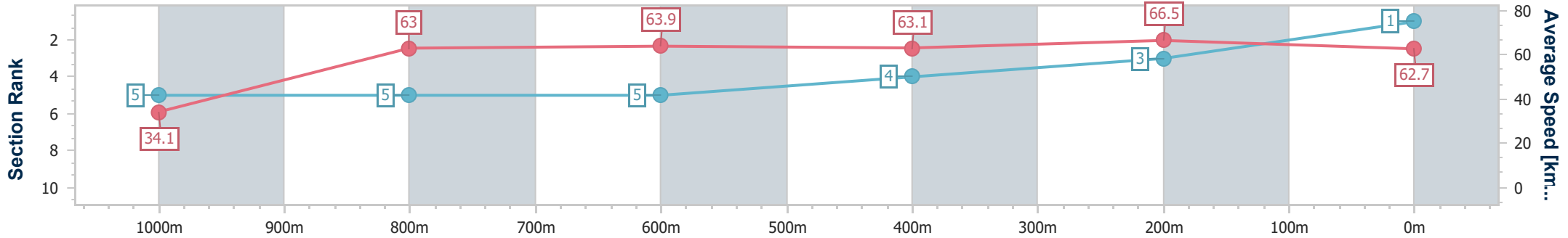


**Doomben QLD Professional**  
**Race 3: XXXX DRY QTIS Two-Year-Old Maiden Plate - 1050m**  
 21 June 2023 - 13:09  
 Track Rating: Good 4, Weather: Fine, Rail Position: +9m Entire Course



**BRISBANE**  
 RACING CLUB

Section	Overall	1000m	800m	600m	400m	200m
Section Times	1:01.80 [1] (0:05.24)	0:56.56 [5] (0:11.46)	0:45.10 [5] (0:11.31)	0:33.79 [5] (0:11.45)	0:22.34 [4] (0:10.84)	0:11.50 [3] (0:11.50)
Average Speed [km/h]	34.1	63.0	63.9	63.1	66.5	62.7
Top Speed [km/h]	54.1	65.1	65.1	65.3	67.8	66.3
Avg. Dist. to Rail [m]	1.8	1.1	0.5	0.8	1.4	3.3
Avg. Stride Freq. [Hz]	2.1	2.5	2.4	2.4	2.4	2.4
Avg. Stride Length [m]	4.5	7.1	7.4	7.4	7.5	7.3



- [ ] Ranking at each section and finish
- .-.- No data available at this section
- NA No data available



Horse/Jockey Name	Beautantes
Final Rank	2
Fastest Section Time (Section)	0:05.00 (Overall)
Top Speed [km/h] (Section)	67.9 (1000m)
Race State	Finished

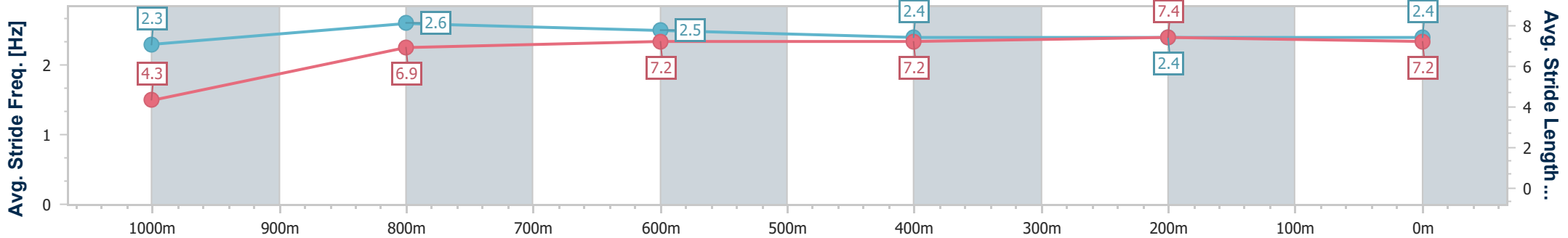
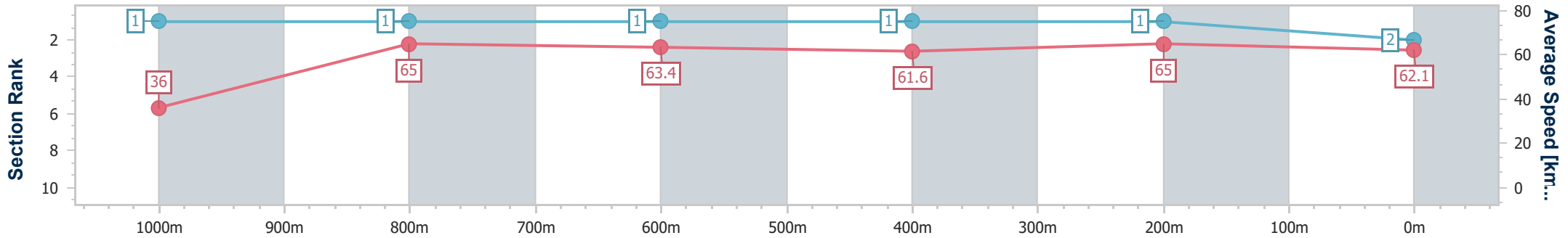


**Doomben QLD Professional**  
**Race 3: XXXX DRY QTIS Two-Year-Old Maiden Plate - 1050m**  
 21 June 2023 - 13:09  
 Track Rating: Good 4, Weather: Fine, Rail Position: +9m Entire Course



**BRISBANE**  
 RACING CLUB

Section	Overall	1000m	800m	600m	400m	200m
Section Times	1:01.84 [2] (0:05.00)	0:56.84 [1] (0:11.09)	0:45.75 [1] (0:11.35)	0:34.40 [1] (0:11.69)	0:22.71 [1] (0:11.10)	0:11.61 [1] (0:11.61)
Average Speed [km/h]	36.0	65.0	63.4	61.6	65.0	62.1
Top Speed [km/h]	57.3	67.9	64.9	63.4	66.6	64.5
Avg. Dist. to Rail [m]	3.7	0.8	0.2	0.3	1.1	0.7
Avg. Stride Freq. [Hz]	2.3	2.6	2.5	2.4	2.4	2.4
Avg. Stride Length [m]	4.3	6.9	7.2	7.2	7.4	7.2



- [ ] Ranking at each section and finish
- .-.- No data available at this section
- NA No data available



Horse/Jockey Name	Malarina
Final Rank	3
Fastest Section Time (Section)	0:05.27 (Overall)
Top Speed [km/h] (Section)	67.0 (200m)
Race State	Finished



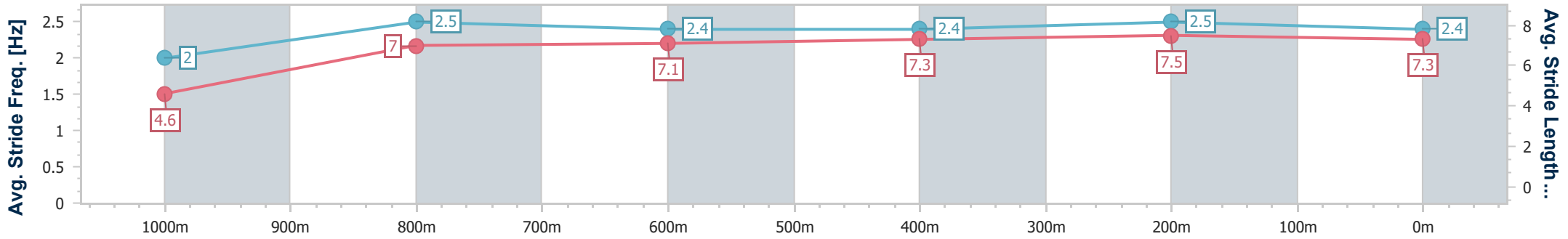
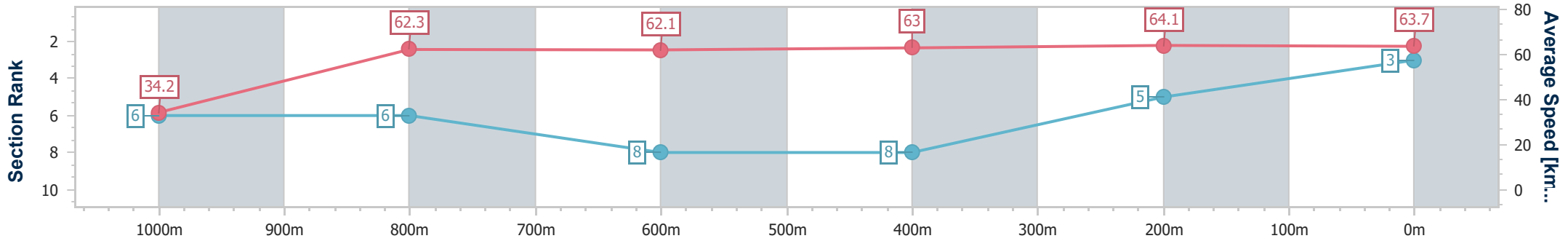
Doomben QLD Professional  
Race 3: XXXX DRY QTIS Two-Year-Old Maiden Plate - 1050m



21 June 2023 - 13:09  
Track Rating: Good 4, Weather: Fine, Rail Position: +9m Entire Course

BRISBANE RACING CLUB

Section	Overall	1000m	800m	600m	400m	200m
Section Times	1:01.90 [3] (0:05.27)	0:56.63 [6] (0:11.61)	0:45.02 [6] (0:11.69)	0:33.33 [8] (0:11.39)	0:21.94 [8] (0:10.64)	0:11.30 [5] (0:11.30)
Average Speed [km/h]	34.2	62.3	62.1	63.0	64.1	63.7
Top Speed [km/h]	54.2	65.8	65.4	64.4	66.2	67.0
Avg. Dist. to Rail [m]	6.6	2.1	1.3	0.5	1.5	4.2
Avg. Stride Freq. [Hz]	2.0	2.5	2.4	2.4	2.5	2.4
Avg. Stride Length [m]	4.6	7.0	7.1	7.3	7.5	7.3



- [ ] Ranking at each section and finish
- .-.- No data available at this section
- NA No data available



Horse/Jockey Name	The Punisher
Final Rank	4
Fastest Section Time (Section)	0:05.15 (Overall)
Top Speed [km/h] (Section)	67.4 (1000m)
Race State	Finished



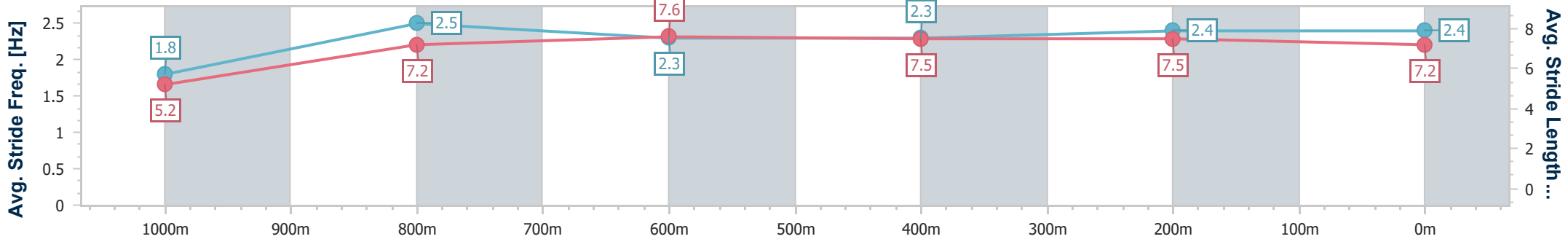
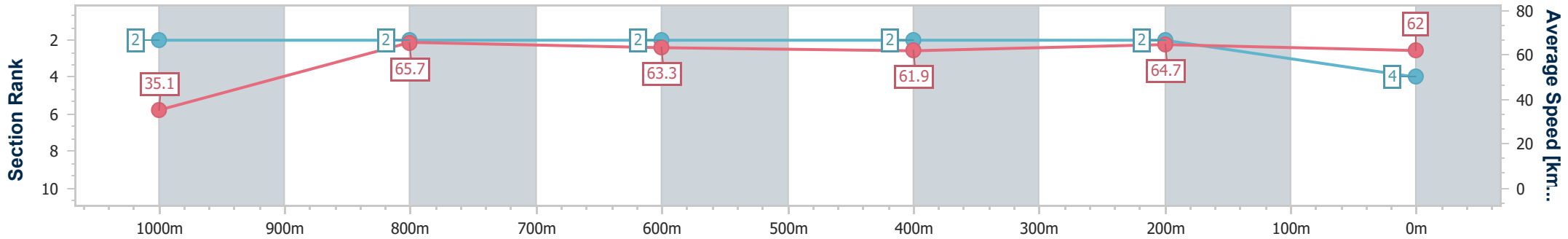
Doomben QLD Professional  
Race 3: XXXX DRY QTIS Two-Year-Old Maiden Plate - 1050m



21 June 2023 - 13:09  
Track Rating: Good 4, Weather: Fine, Rail Position: +9m Entire Course

BRISBANE RACING CLUB

Section	Overall	1000m	800m	600m	400m	200m
Section Times	1:01.91 [4] (0:05.15)	0:56.76 [2] (0:11.01)	0:45.75 [2] (0:11.34)	0:34.41 [2] (0:11.65)	0:22.76 [2] (0:11.13)	0:11.63 [2] (0:11.63)
Average Speed [km/h]	35.1	65.7	63.3	61.9	64.7	62.0
Top Speed [km/h]	58.0	67.4	64.8	62.7	66.1	63.9
Avg. Dist. to Rail [m]	5.9	2.4	0.2	0.2	0.4	0.2
Avg. Stride Freq. [Hz]	1.8	2.5	2.3	2.3	2.4	2.4
Avg. Stride Length [m]	5.2	7.2	7.6	7.5	7.5	7.2



- [ ] Ranking at each section and finish
- .-.- No data available at this section
- NA No data available



Horse/Jockey Name	Ride For Luck
Final Rank	5
Fastest Section Time (Section)	0:05.19 (Overall)
Top Speed [km/h] (Section)	67.4 (400m)
Race State	Finished



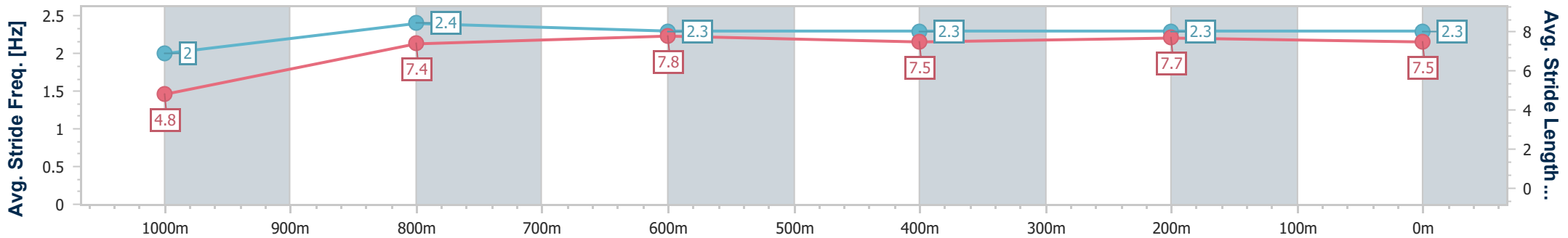
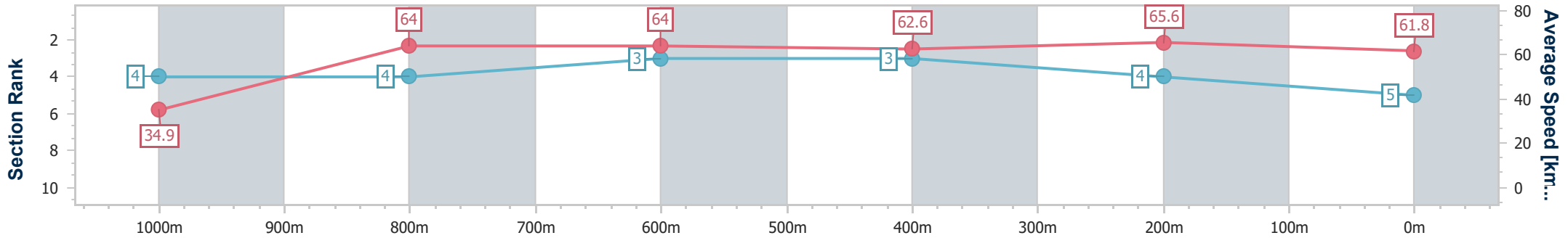
**Doomben QLD Professional**  
**Race 3: XXXX DRY QTIS Two-Year-Old Maiden Plate - 1050m**



21 June 2023 - 13:09  
 Track Rating: Good 4, Weather: Fine, Rail Position: +9m Entire Course

BRISBANE  
 RACING CLUB

Section	Overall	1000m	800m	600m	400m	200m
Section Times	1:02.01 [5] (0:05.19)	0:56.82 [4] (0:11.30)	0:45.52 [4] (0:11.28)	0:34.24 [3] (0:11.57)	0:22.67 [3] (0:11.01)	0:11.66 [4] (0:11.66)
Average Speed [km/h]	34.9	64.0	64.0	62.6	65.6	61.8
Top Speed [km/h]	56.4	66.2	65.3	63.7	67.4	65.9
Avg. Dist. to Rail [m]	4.9	2.4	0.4	1.1	1.9	2.4
Avg. Stride Freq. [Hz]	2.0	2.4	2.3	2.3	2.3	2.3
Avg. Stride Length [m]	4.8	7.4	7.8	7.5	7.7	7.5



- [ ] Ranking at each section and finish
- .-.- No data available at this section
- NA No data available



Horse/Jockey Name	Pacified
Final Rank	6
Fastest Section Time (Section)	0:05.80 (Overall)
Top Speed [km/h] (Section)	66.7 (800m)
Race State	Finished

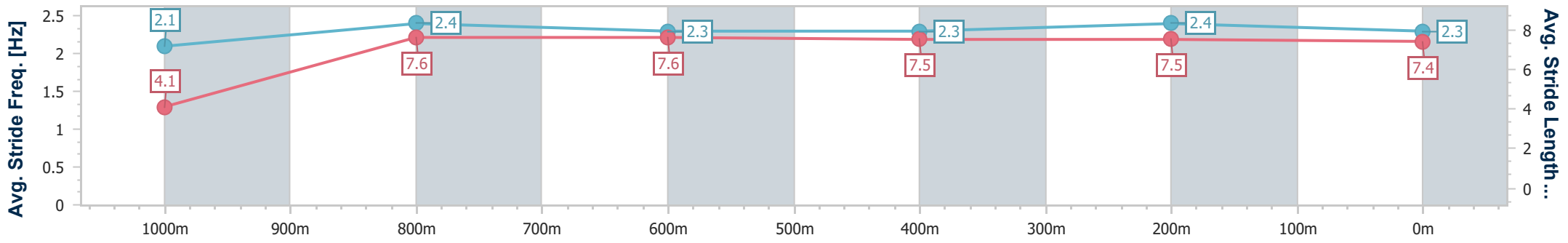
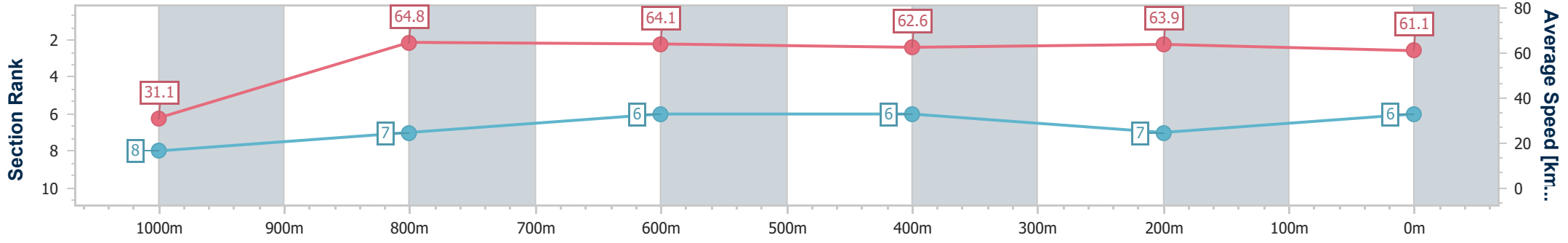


**Doomben QLD Professional**  
**Race 3: XXXX DRY QTIS Two-Year-Old Maiden Plate - 1050m**  
 21 June 2023 - 13:09  
 Track Rating: Good 4, Weather: Fine, Rail Position: +9m Entire Course



**BRISBANE**  
 RACING CLUB

Section	Overall	1000m	800m	600m	400m	200m
Section Times	1:02.55 [6] (0:05.80)	0:56.75 [8] (0:11.09)	0:45.66 [7] (0:11.14)	0:34.52 [6] (0:11.47)	0:23.05 [6] (0:11.26)	0:11.79 [7] (0:11.79)
Average Speed [km/h]	31.1	64.8	64.1	62.6	63.9	61.1
Top Speed [km/h]	58.8	66.7	66.7	64.0	65.4	63.8
Avg. Dist. to Rail [m]	2.4	0.6	1.6	0.8	0.4	0.3
Avg. Stride Freq. [Hz]	2.1	2.4	2.3	2.3	2.4	2.3
Avg. Stride Length [m]	4.1	7.6	7.6	7.5	7.5	7.4



- [ ] Ranking at each section and finish
- .-.- No data available at this section
- NA No data available



Horse/Jockey Name	Paris Art
Final Rank	7
Fastest Section Time (Section)	0:05.17 (Overall)
Top Speed [km/h] (Section)	66.8 (1000m)
Race State	Finished

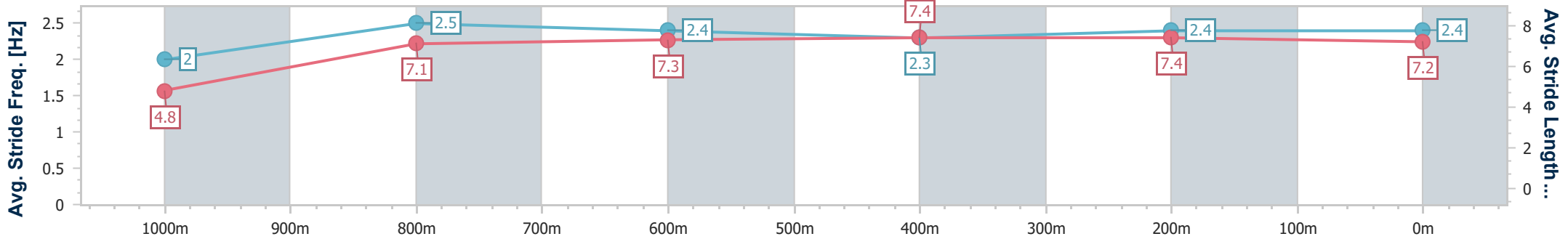
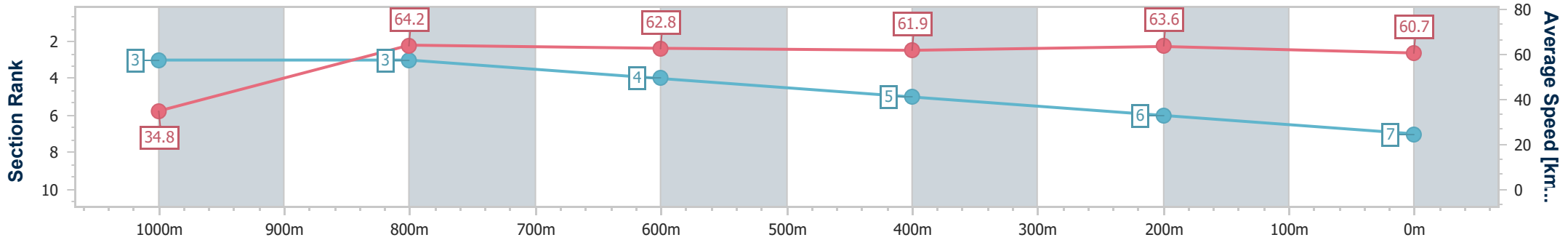


**Doomben QLD Professional**  
**Race 3: XXXX DRY QTIS Two-Year-Old Maiden Plate - 1050m**  
 21 June 2023 - 13:09  
 Track Rating: Good 4, Weather: Fine, Rail Position: +9m Entire Course



**BRISBANE**  
 RACING CLUB

Section	Overall	1000m	800m	600m	400m	200m
Section Times	1:02.60 [7] (0:05.17)	0:57.43 [3] (0:11.23)	0:46.20 [3] (0:11.48)	0:34.72 [4] (0:11.58)	0:23.14 [5] (0:11.27)	0:11.87 [6] (0:11.87)
Average Speed [km/h]	34.8	64.2	62.8	61.9	63.6	60.7
Top Speed [km/h]	56.3	66.8	64.0	62.7	64.7	64.0
Avg. Dist. to Rail [m]	0.9	0.3	0.4	1.0	2.5	1.7
Avg. Stride Freq. [Hz]	2.0	2.5	2.4	2.3	2.4	2.4
Avg. Stride Length [m]	4.8	7.1	7.3	7.4	7.4	7.2



- [ ] Ranking at each section and finish
- .-.- No data available at this section
- NA No data available





Horse/Jockey Name	Thredbo
Final Rank	8
Fastest Section Time (Section)	0:05.64 (Overall)
Top Speed [km/h] (Section)	66.9 (1000m)
Race State	Finished

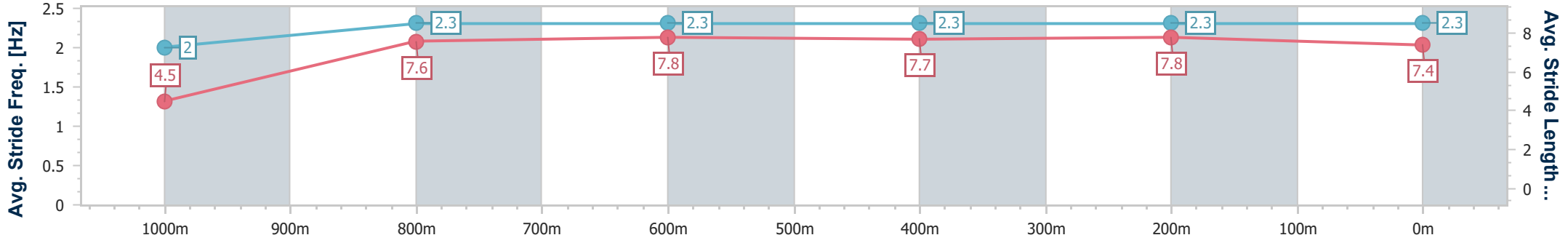
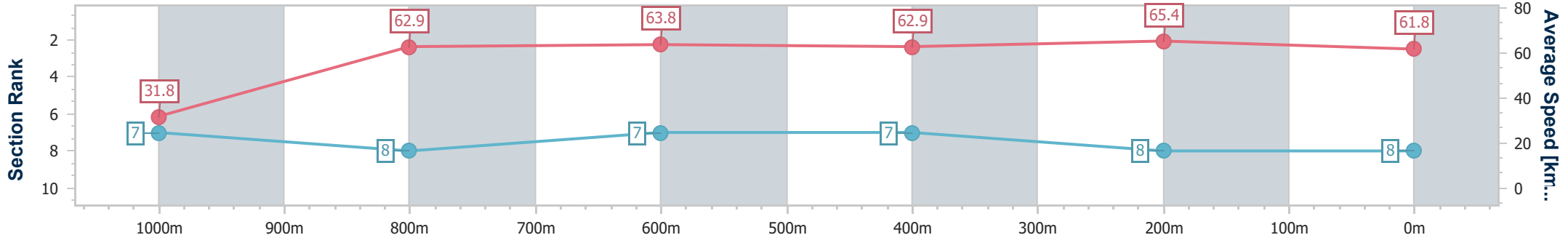


**Doomben QLD Professional**  
**Race 3: XXXX DRY QTIS Two-Year-Old Maiden Plate - 1050m**  
 21 June 2023 - 13:09  
 Track Rating: Good 4, Weather: Fine, Rail Position: +9m Entire Course



**BRISBANE**  
 RACING CLUB

Section	Overall	1000m	800m	600m	400m	200m
Section Times	1:02.62 [8] (0:05.64)	0:56.98 [7] (0:11.55)	0:45.43 [8] (0:11.35)	0:34.08 [7] (0:11.41)	0:22.67 [7] (0:11.02)	0:11.65 [8] (0:11.65)
Average Speed [km/h]	31.8	62.9	63.8	62.9	65.4	61.8
Top Speed [km/h]	54.8	66.9	66.8	64.9	66.3	64.8
Avg. Dist. to Rail [m]	9.0	4.0	1.1	0.5	1.9	3.7
Avg. Stride Freq. [Hz]	2.0	2.3	2.3	2.3	2.3	2.3
Avg. Stride Length [m]	4.5	7.6	7.8	7.7	7.8	7.4



- [ ] Ranking at each section and finish
- .-.- No data available at this section
- NA No data available