



Aquis Park Gold Coast Poly QLD Professional

Race 2: JW MARRIOTT GOLD COAST RESORT & SPA Maiden Handicap - 1200m

01 July 2023 - 13:09



Track Rating: Synthetic, Weather: Fine, Rail Position: True

Section		Overall	1000m	800m	600m	400m	200m	Last 600m					
Field Times		1:10.86 (0:13.30)	0:57.56 (0:10.43)	0:47.13 (0:11.13)	0:36.00 (0:11.60)	0:24.40 (0:12.02)	0:12.38 (0:12.38)	0:36.00					
Rank	TAB Horse/Jockey	Barrier	Top Speed [km/h]	Fastest Section	Margin							Distance Travelled [m]	
1	6 GOLDEN SHAO Noriyuki Masuda	7	69.2	0:10.59	1:10.86 [1] (0:13.68)	0:57.18 [6] (0:10.59)	0:46.59 [6] (0:11.05)	0:35.54 [6] (0:11.47)	0:24.07 [5] (0:11.89)	0:12.18 [4] (0:12.18)	1:10.86	0:35.54	
2	2 DOMINANCE Danny Peisley	3	70.2	0:10.34	1:10.98 [2] (0:13.39)	0:57.59 [3] (0:10.34)	0:47.25 [1] (0:11.19)	0:36.06 [3] (0:11.58)	0:24.48 [2] (0:11.98)	0:12.50 [1] (0:12.50)	0.5L	0:36.06	-2
3	3 INVAHIR Bailey Wheeler	5	70.1	0:10.42	1:11.04 [3] (0:13.34)	0:57.70 [2] (0:10.42)	0:47.28 [2] (0:11.12)	0:36.16 [2] (0:11.74)	0:24.42 [3] (0:11.94)	0:12.48 [3] (0:12.48)	0.8L	0:36.16	+1
4	7 MY DOG DIESEL Michael Cahill	6	69.9	0:10.52	1:11.16 [4] (0:13.30)	0:57.86 [1] (0:10.52)	0:47.34 [3] (0:11.04)	0:36.30 [1] (0:11.60)	0:24.70 [1] (0:12.09)	0:12.61 [2] (0:12.61)	1.3L	0:36.30	+4
5	4 LION KING Jai Williams	2	70.1	0:10.55	1:11.56 [5] (0:13.42)	0:58.14 [4] (0:10.55)	0:47.59 [4] (0:11.17)	0:36.42 [4] (0:11.61)	0:24.81 [4] (0:12.07)	0:12.74 [5] (0:12.74)	3.6L	0:36.42	-1
6	1 BLUSHING LUCAS Matthew McGillivray	4	68.8	0:10.57	1:11.96 [6] (0:13.42)	0:58.54 [5] (0:10.57)	0:47.97 [5] (0:11.28)	0:36.69 [5] (0:11.61)	0:25.08 [6] (0:12.46)	0:12.62 [6] (0:12.62)	5.9L	0:36.69	+6
7	5 BAILEY BOO Andrew Spinks	1	67.1	0:11.35	1:13.78 [7] (0:13.69)	1:00.09 [7] (0:11.35)	0:48.74 [7] (0:11.73)	0:37.01 [7] (0:11.97)	0:25.04 [7] (0:12.34)	0:12.70 [7] (0:12.70)	16.4L	0:37.01	+5



Horse/Jockey Name	Golden Shao
Final Rank	1
Fastest Section Time (Section)	0:10.59 (1000m)
Top Speed [km/h] (Section)	69.2 (Overall)
Race State	Finished



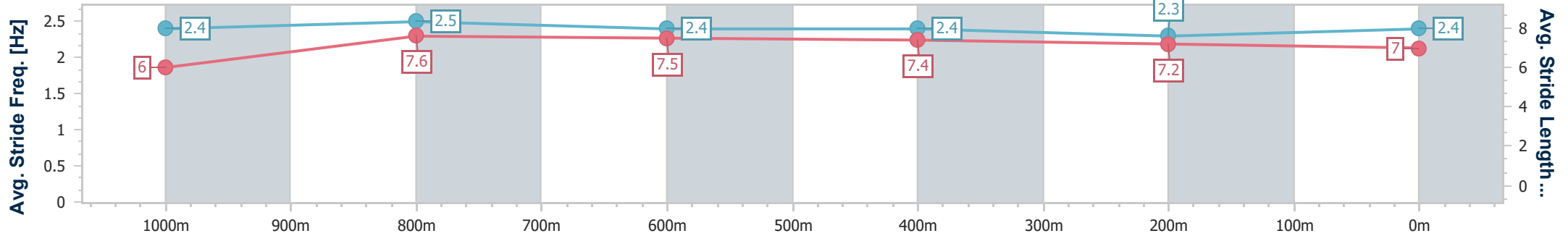
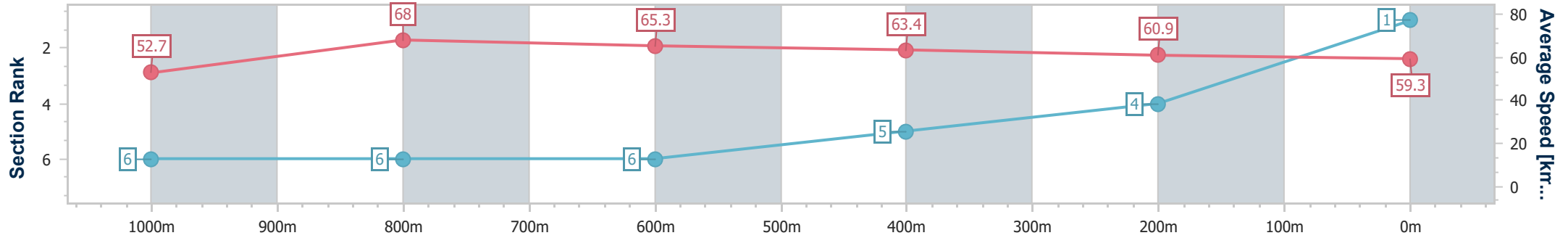
Aquis Park Gold Coast Poly QLD Professional
Race 2: JW MARRIOTT GOLD COAST RESORT & SPA Maiden Handicap - 1200m



01 July 2023 - 13:09

Track Rating: Synthetic, Weather: Fine, Rail Position: True

Section	Overall	1000m	800m	600m	400m	200m
Section Times	1:10.86 [1] (0:13.68)	0:57.18 [6] (0:10.59)	0:46.59 [6] (0:11.05)	0:35.54 [6] (0:11.47)	0:24.07 [5] (0:11.89)	0:12.18 [4]
Average Speed [km/h]	52.7	68.0	65.3	63.4	60.9	59.3
Top Speed [km/h]	69.2	69.2	67.7	65.8	61.8	60.9
Avg. Dist. to Rail [m]	5.2	1.2	0.8	2.0	3.1	5.1
Avg. Stride Freq. [Hz]	2.4	2.5	2.4	2.4	2.3	2.4
Avg. Stride Length [m]	6.0	7.6	7.5	7.4	7.2	7.0



- [] Ranking at each section and finish
- .-.-.- No data available at this section
- NA No data available



Horse/Jockey Name	Dominance
Final Rank	2
Fastest Section Time (Section)	0:10.34 (1000m)
Top Speed [km/h] (Section)	70.2 (1000m)
Race State	Finished

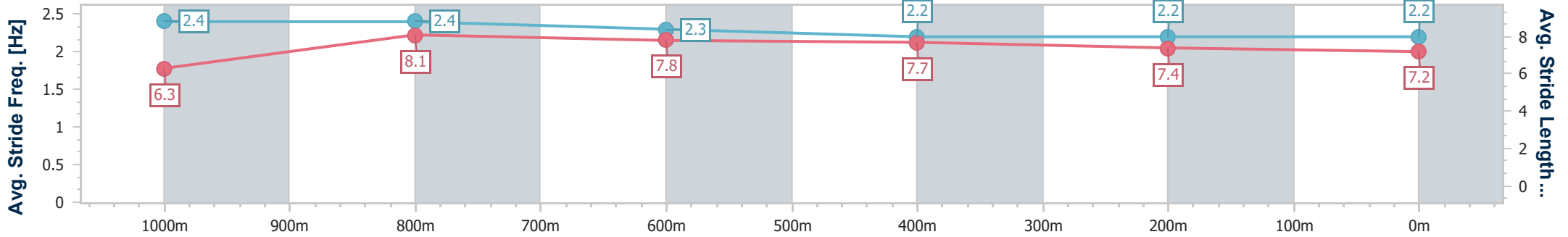
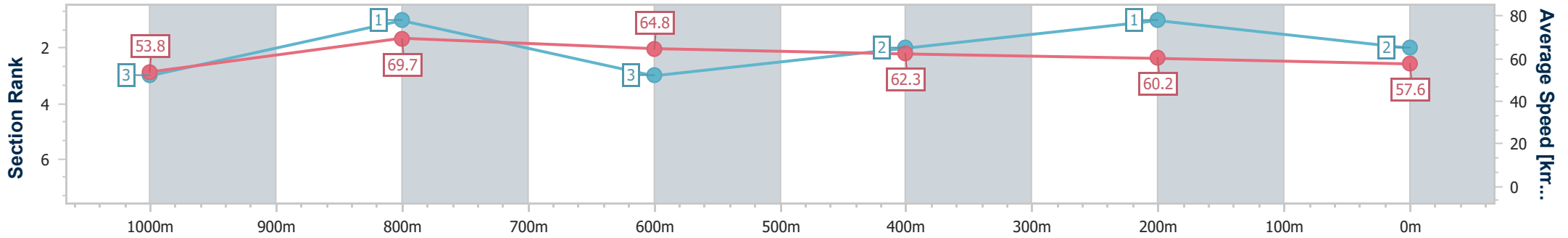


Aquis Park Gold Coast Poly QLD Professional
 Race 2: JW MARRIOTT GOLD COAST RESORT & SPA Maiden Handicap - 1200m
 01 July 2023 - 13:09



Track Rating: Synthetic, Weather: Fine, Rail Position: True

Section	Overall	1000m	800m	600m	400m	200m
Section Times	1:10.98 [2] (0:13.39)	0:57.59 [3] (0:10.34)	0:47.25 [1] (0:11.19)	0:36.06 [3] (0:11.58)	0:24.48 [2] (0:11.98)	0:12.50 [1] (0:12.50)
Average Speed [km/h]	53.8	69.7	64.8	62.3	60.2	57.6
Top Speed [km/h]	70.2	70.2	67.0	64.8	60.5	59.6
Avg. Dist. to Rail [m]	2.1	0.9	0.9	0.8	1.0	2.0
Avg. Stride Freq. [Hz]	2.4	2.4	2.3	2.2	2.2	2.2
Avg. Stride Length [m]	6.3	8.1	7.8	7.7	7.4	7.2



- [] Ranking at each section and finish
- .-.- No data available at this section
- NA No data available



Horse/Jockey Name	Invahir
Final Rank	3
Fastest Section Time (Section)	0:10.42 (1000m)
Top Speed [km/h] (Section)	70.1 (Overall)
Race State	Finished



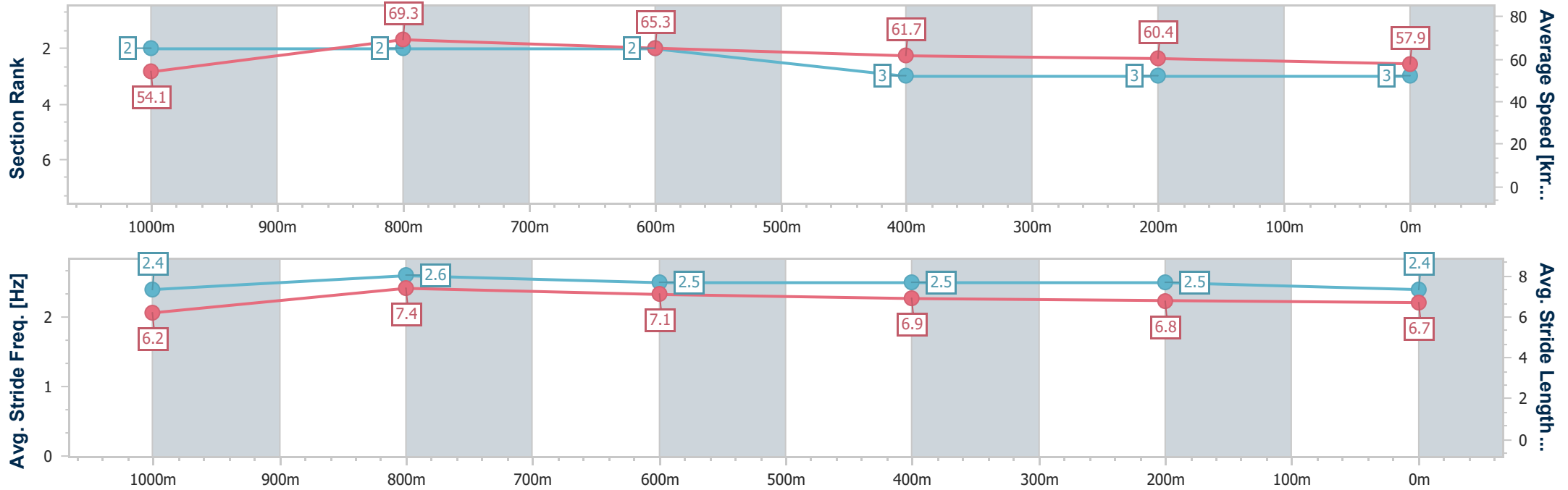
Aquis Park Gold Coast Poly QLD Professional
Race 2: JW MARRIOTT GOLD COAST RESORT & SPA Maiden Handicap - 1200m



01 July 2023 - 13:09

Track Rating: Synthetic, Weather: Fine, Rail Position: True

Section	Overall	1000m	800m	600m	400m	200m
Section Times	1:11.04 [3] (0:13.34)	0:57.70 [2] (0:10.42)	0:47.28 [2] (0:11.12)	0:36.16 [2] (0:11.74)	0:24.42 [3] (0:11.94)	0:12.48 [3] (0:12.48)
Average Speed [km/h]	54.1	69.3	65.3	61.7	60.4	57.9
Top Speed [km/h]	70.1	69.5	66.7	64.7	62.1	60.7
Avg. Dist. to Rail [m]	4.0	2.1	1.6	1.8	1.3	2.2
Avg. Stride Freq. [Hz]	2.4	2.6	2.5	2.5	2.5	2.4
Avg. Stride Length [m]	6.2	7.4	7.1	6.9	6.8	6.7



- [] Ranking at each section and finish
- .-.- No data available at this section
- NA No data available



Horse/Jockey Name	My Dog Diesel
Final Rank	4
Fastest Section Time (Section)	0:10.52 (1000m)
Top Speed [km/h] (Section)	69.9 (Overall)
Race State	Finished



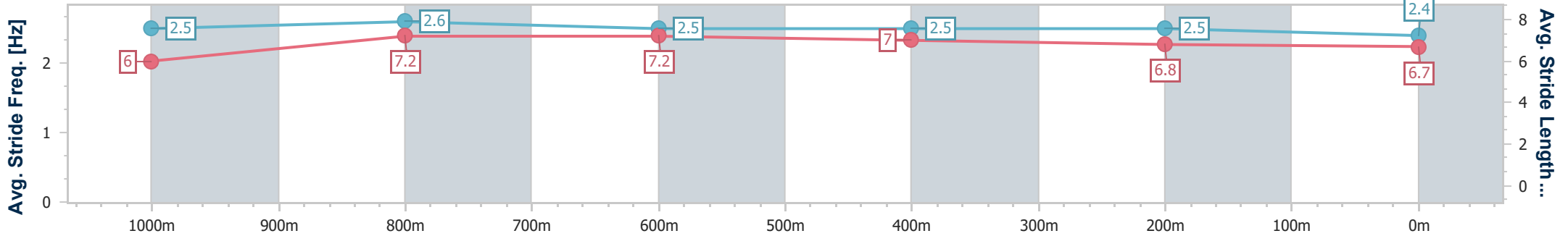
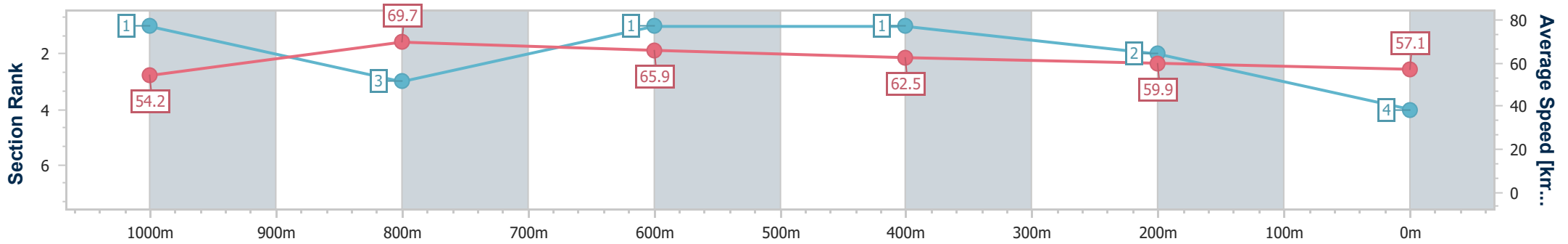
Aquis Park Gold Coast Poly QLD Professional
Race 2: JW MARRIOTT GOLD COAST RESORT & SPA Maiden Handicap - 1200m



01 July 2023 - 13:09

Track Rating: Synthetic, Weather: Fine, Rail Position: True

Section	Overall	1000m	800m	600m	400m	200m
Section Times	1:11.16 [4] (0:13.30)	0:57.86 [1] (0:10.52)	0:47.34 [3] (0:11.04)	0:36.30 [1] (0:11.60)	0:24.70 [1] (0:12.09)	0:12.61 [2] (0:12.61)
Average Speed [km/h]	54.2	69.7	65.9	62.5	59.9	57.1
Top Speed [km/h]	69.9	69.8	68.4	64.7	60.9	59.4
Avg. Dist. to Rail [m]	5.6	6.2	1.8	1.1	2.8	4.0
Avg. Stride Freq. [Hz]	2.5	2.6	2.5	2.5	2.5	2.4
Avg. Stride Length [m]	6.0	7.2	7.2	7.0	6.8	6.7



- [] Ranking at each section and finish
- .-.- No data available at this section
- NA No data available



Horse/Jockey Name	Lion King
Final Rank	5
Fastest Section Time (Section)	0:10.55 (1000m)
Top Speed [km/h] (Section)	70.1 (Overall)
Race State	Finished



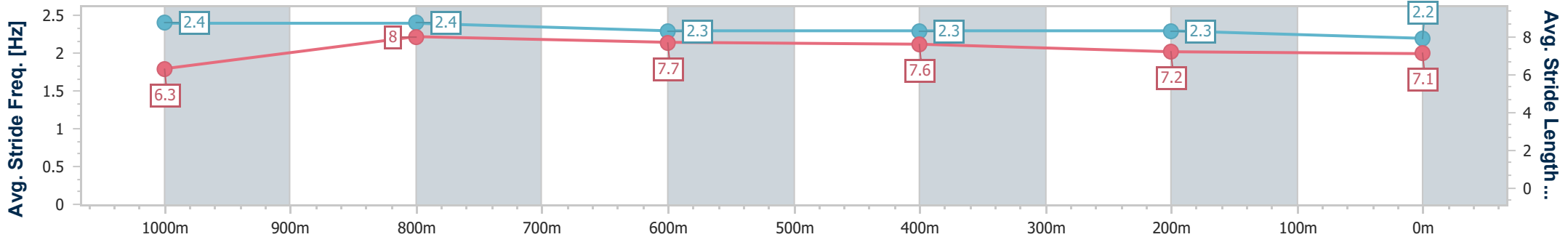
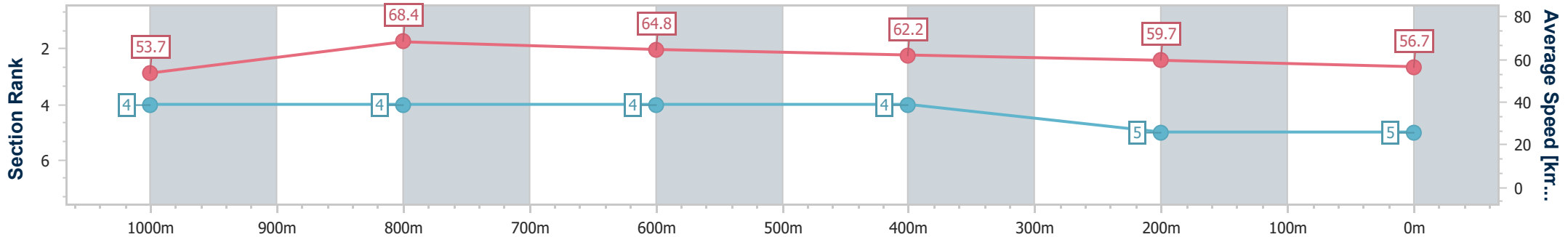
Aquis Park Gold Coast Poly QLD Professional
 Race 2: JW MARRIOTT GOLD COAST RESORT & SPA Maiden Handicap - 1200m



01 July 2023 - 13:09

Track Rating: Synthetic, Weather: Fine, Rail Position: True

Section	Overall	1000m	800m	600m	400m	200m
Section Times	1:11.56 [5] (0:13.42)	0:58.14 [4] (0:10.55)	0:47.59 [4] (0:11.17)	0:36.42 [4] (0:11.61)	0:24.81 [4] (0:12.07)	0:12.74 [5] (0:12.74)
Average Speed [km/h]	53.7	68.4	64.8	62.2	59.7	56.7
Top Speed [km/h]	70.1	68.8	65.8	64.1	60.4	58.7
Avg. Dist. to Rail [m]	1.7	0.9	0.6	0.7	1.2	0.8
Avg. Stride Freq. [Hz]	2.4	2.4	2.3	2.3	2.3	2.2
Avg. Stride Length [m]	6.3	8.0	7.7	7.6	7.2	7.1



- [] Ranking at each section and finish
- .-.- No data available at this section
- NA No data available



Horse/Jockey Name	Blushing Lucas
Final Rank	6
Fastest Section Time (Section)	0:10.57 (1000m)
Top Speed [km/h] (Section)	68.8 (Overall)
Race State	Finished

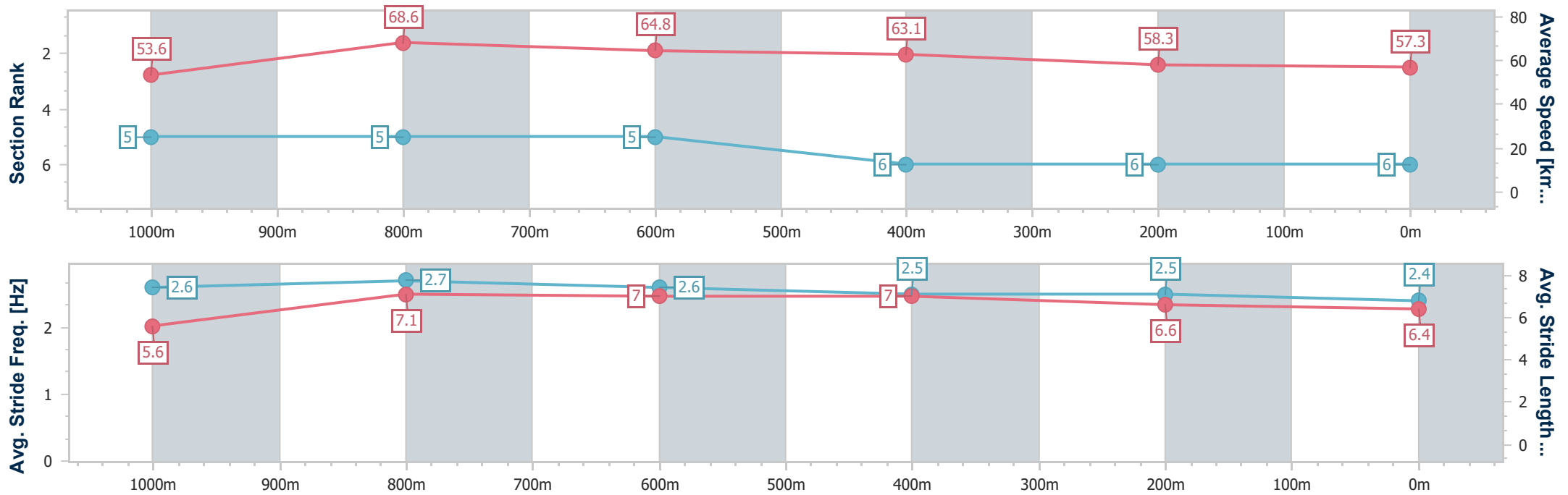


Aquis Park Gold Coast Poly QLD Professional
 Race 2: JW MARRIOTT GOLD COAST RESORT & SPA Maiden Handicap - 1200m
 01 July 2023 - 13:09



Track Rating: Synthetic, Weather: Fine, Rail Position: True

Section	Overall	1000m	800m	600m	400m	200m
Section Times	1:11.96 [6] (0:13.42)	0:58.54 [5] (0:10.57)	0:47.97 [5] (0:11.28)	0:36.69 [5] (0:11.61)	0:25.08 [6] (0:12.46)	0:12.62 [6] (0:12.62)
Average Speed [km/h]	53.6	68.6	64.8	63.1	58.3	57.3
Top Speed [km/h]	68.8	68.8	65.6	65.6	59.2	58.7
Avg. Dist. to Rail [m]	3.1	2.2	3.0	3.4	4.4	6.6
Avg. Stride Freq. [Hz]	2.6	2.7	2.6	2.5	2.5	2.4
Avg. Stride Length [m]	5.6	7.1	7.0	7.0	6.6	6.4



- [] Ranking at each section and finish
- .-.- No data available at this section
- NA No data available



Horse/Jockey Name	Bailey Boo
Final Rank	7
Fastest Section Time (Section)	0:11.35 (1000m)
Top Speed [km/h] (Section)	67.1 (1000m)
Race State	Finished



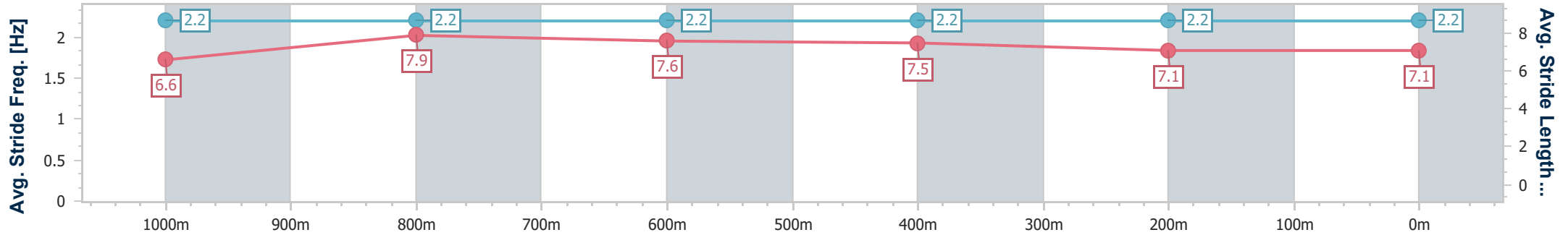
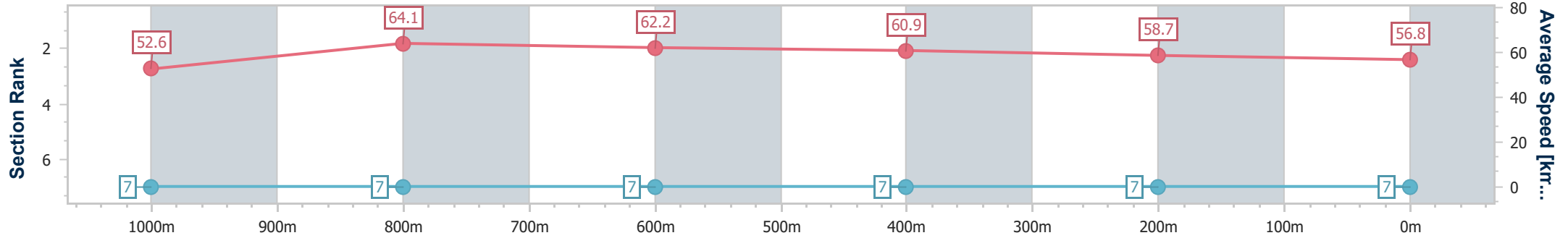
Aquis Park Gold Coast Poly QLD Professional
Race 2: JW MARRIOTT GOLD COAST RESORT & SPA Maiden Handicap - 1200m



01 July 2023 - 13:09

Track Rating: Synthetic, Weather: Fine, Rail Position: True

Section	Overall	1000m	800m	600m	400m	200m
Section Times	1:13.78 [7] (0:13.69)	1:00.09 [7] (0:11.35)	0:48.74 [7] (0:11.73)	0:37.01 [7] (0:11.97)	0:25.04 [7] (0:12.34)	0:12.70 [7] (0:12.70)
Average Speed [km/h]	52.6	64.1	62.2	60.9	58.7	56.8
Top Speed [km/h]	67.0	67.1	62.8	62.7	59.4	59.0
Avg. Dist. to Rail [m]	0.8	2.0	2.8	2.5	3.1	3.3
Avg. Stride Freq. [Hz]	2.2	2.2	2.2	2.2	2.2	2.2
Avg. Stride Length [m]	6.6	7.9	7.6	7.5	7.1	7.1



- [] Ranking at each section and finish
- .-.- No data available at this section
- NA No data available