



Aquis Park Gold Coast Poly QLD Professional

Race 3: THE KB Maiden Handicap - 1900m

01 July 2023 - 13:44



Track Rating: Synthetic, Weather: Fine, Rail Position: True

Section		Overall	1800m	1600m	1400m	1200m	1000m	800m	Last 600m				
Field Times		1:58.34 (0:08.29)	1:50.05 (0:11.20)	1:38.85 (0:11.72)	1:27.13 (0:12.61)	1:14.52 (0:12.38)	1:02.14 (0:12.60)	0:49.54 (0:12.41)	0:37.13				
Rank	TAB Horse/Jockey	Barrier	Top Speed [km/h]	Fastest Section									Distance Travelled [m]
1	8 SUBVERSIVE Casey Waddell	2	63.6 1800m	0:08.82 Overall	1:58.34 [1] (0:08.82)	1:49.52 [8] (0:11.56)	1:37.96 [8] (0:11.99)	1:25.97 [7] (0:12.36)	1:13.61 [6] (0:12.96)	1:00.65 [7] (0:12.02)	0:48.63 [7] (0:11.82)	0:36.81	
2	3 NICE WATER Corey Bayliss	5	64.4 1800m	0:08.29 Overall	1:58.36 [2] (0:08.29)	1:50.07 [1] (0:11.47)	1:38.60 [3] (0:12.04)	1:26.56 [3] (0:12.59)	1:13.97 [3] (0:12.76)	1:01.21 [3] (0:12.26)	0:48.95 [5] (0:12.10)	0:36.85	+11
3	5 PAINFUL Karl Zechner	3	64.0 1000m	0:08.34 Overall	1:58.62 [3] (0:08.34)	1:50.28 [3] (0:11.64)	1:38.64 [5] (0:12.03)	1:26.61 [5] (0:12.60)	1:14.01 [5] (0:12.76)	1:01.25 [5] (0:11.78)	0:49.47 [3] (0:12.06)	0:37.41	+11
4	2 LOVELY THOUGHTS Bailey Wheeler	1	63.7 1800m	0:08.33 Overall	1:58.64 [4] (0:08.33)	1:50.31 [2] (0:11.59)	1:38.72 [4] (0:12.01)	1:26.71 [4] (0:12.47)	1:14.24 [4] (0:12.94)	1:01.30 [4] (0:12.05)	0:49.25 [4] (0:12.06)	0:37.19	+6
5	1 RENEWED IMPACT Michael Cahill	6	63.3 1000m	0:08.44 Overall	1:58.67 [5] (0:08.44)	1:50.23 [6] (0:11.84)	1:38.39 [7] (0:12.19)	1:26.20 [8] (0:12.69)	1:13.51 [8] (0:12.77)	1:00.74 [8] (0:11.80)	0:48.94 [8] (0:11.96)	0:36.98	+17
6	4 SUPER FENKEL Matthew McGillivray	4	63.5 1800m	0:08.56 Overall	1:59.17 [6] (0:08.56)	1:50.61 [7] (0:11.67)	1:38.94 [6] (0:12.02)	1:26.92 [6] (0:12.63)	1:14.29 [7] (0:12.74)	1:01.55 [6] (0:11.94)	0:49.61 [6] (0:12.06)	0:37.55	+14
7	6 DARABAZ Andrew Spinks	7	67.1 1800m	0:08.42 Overall	1:59.32 [7] (0:08.42)	1:50.90 [5] (0:11.07)	1:39.83 [1] (0:11.72)	1:28.11 [1] (0:12.61)	1:15.50 [1] (0:12.38)	1:03.12 [1] (0:12.60)	0:50.52 [1] (0:12.46)	0:38.06	+11
8	7 MR REDDINGTON Jai Williams	8	65.4 1800m	0:08.36 Overall	1:59.77 [8] (0:08.36)	1:51.41 [4] (0:11.33)	1:40.08 [2] (0:11.85)	1:28.23 [2] (0:12.63)	1:15.60 [2] (0:12.81)	1:02.79 [2] (0:12.15)	0:50.64 [2] (0:12.14)	0:38.50	+4



Aquis Park Gold Coast Poly QLD Professional

Race 3: THE KB Maiden Handicap - 1900m

01 July 2023 - 13:44



Track Rating: Synthetic, Weather: Fine, Rail Position: True

Section				600m	400m	200m			Last 600m		
Field Times				0:37.13 (0:12.25)	0:24.88 (0:12.37)	0:12.51 (0:12.51)			0:37.13		
Rank	TAB	Horse/Jockey	Barrier	Top Speed [km/h]	Fastest Section	Margin			Distance Travelled [m]		
1	8	SUBVERSIVE Casey Waddell	2	63.6 1800m	0:08.82 Overall	0:36.81 [6] (0:12.15)	0:24.66 [6] (0:12.45)	0:12.21 [4] (0:12.21)	1:58.34	0:36.81	
2	3	NICE WATER Corey Bayliss	5	64.4 1800m	0:08.29 Overall	0:36.85 [5] (0:12.07)	0:24.78 [3] (0:12.25)	0:12.53 [1] (0:12.53)	0.1L	0:36.85	+11
3	5	PAINFUL Karl Zechner	3	64.0 1000m	0:08.34 Overall	0:37.41 [1] (0:12.25)	0:25.16 [1] (0:12.38)	0:12.78 [2] (0:12.78)	1.4L	0:37.41	+11
4	2	LOVELY THOUGHTS Bailey Wheeler	1	63.7 1800m	0:08.33 Overall	0:37.19 [4] (0:12.28)	0:24.91 [7] (0:12.49)	0:12.42 [5] (0:12.42)	1.5L	0:37.19	+6
5	1	RENEWED IMPACT Michael Cahill	6	63.3 1000m	0:08.44 Overall	0:36.98 [8] (0:11.95)	0:25.03 [5] (0:12.23)	0:12.80 [3] (0:12.80)	1.7L	0:36.98	+17
6	4	SUPER FENKEL Matthew McGillivray	4	63.5 1800m	0:08.56 Overall	0:37.55 [7] (0:12.22)	0:25.33 [8] (0:12.77)	0:12.56 [8] (0:12.56)	4.5L	0:37.55	+14
7	6	DARABAZ Andrew Spinks	7	67.1 1800m	0:08.42 Overall	0:38.06 [2] (0:12.31)	0:25.75 [2] (0:12.73)	0:13.02 [6] (0:13.02)	5.3L	0:38.06	+11
8	7	MR REDDINGTON Jai Williams	8	65.4 1800m	0:08.36 Overall	0:38.50 [3] (0:12.36)	0:26.14 [4] (0:12.82)	0:13.32 [7] (0:13.32)	7.8L	0:38.50	+4



Horse/Jockey Name	Subversive
Final Rank	1
Fastest Section Time (Section)	0:08.82 (Overall)
Top Speed [km/h] (Section)	63.6 (1800m)
Race State	Finished



Aquis Park Gold Coast Poly QLD Professional

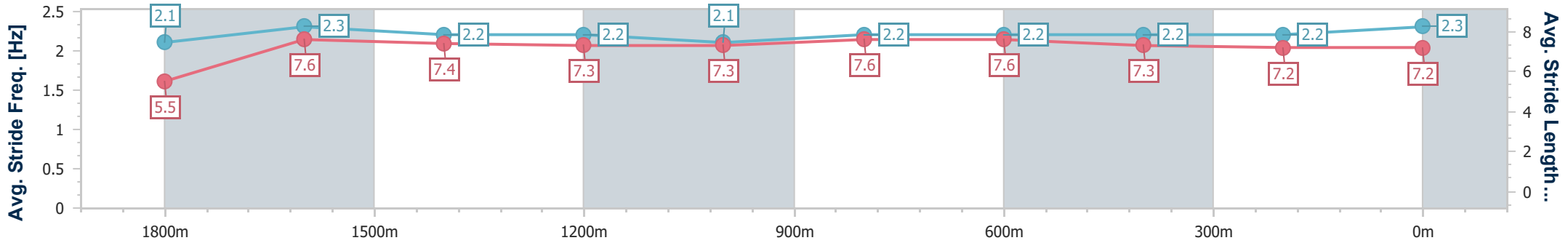
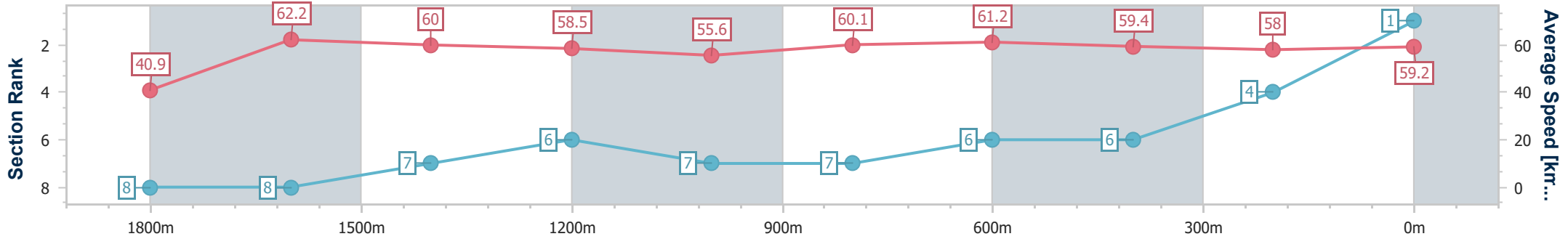
Race 3: THE KB Maiden Handicap - 1900m



01 July 2023 - 13:44

Track Rating: Synthetic, Weather: Fine, Rail Position: True

Section	Overall	1800m	1600m	1400m	1200m	1000m	800m	600m	400m	200m
Section Times	1:58.34 [1] (0:08.82)	1:49.52 [8] (0:11.56)	1:37.96 [8] (0:11.99)	1:25.97 [7] (0:12.36)	1:13.61 [6] (0:12.96)	1:00.65 [7] (0:12.02)	0:48.63 [7] (0:11.82)	0:36.81 [6] (0:12.15)	0:24.66 [6] (0:12.45)	0:12.21 [4] (0:12.21)
Average Speed [km/h]	40.9	62.2	60.0	58.5	55.6	60.1	61.2	59.4	58.0	59.2
Top Speed [km/h]	60.5	63.6	60.9	60.6	57.3	61.5	62.6	62.0	59.6	59.7
Avg. Dist. to Rail [m]	1.7	0.5	0.7	0.5	1.1	0.8	1.0	0.7	2.6	3.3
Avg. Stride Freq. [Hz]	2.1	2.3	2.2	2.2	2.1	2.2	2.2	2.2	2.2	2.3
Avg. Stride Length [m]	5.5	7.6	7.4	7.3	7.3	7.6	7.6	7.3	7.2	7.2



- [] Ranking at each section and finish
- .-.- No data available at this section
- NA No data available



Horse/Jockey Name	Nice Water
Final Rank	2
Fastest Section Time (Section)	0:08.29 (Overall)
Top Speed [km/h] (Section)	64.4 (1800m)
Race State	Finished



Aquis Park Gold Coast Poly QLD Professional

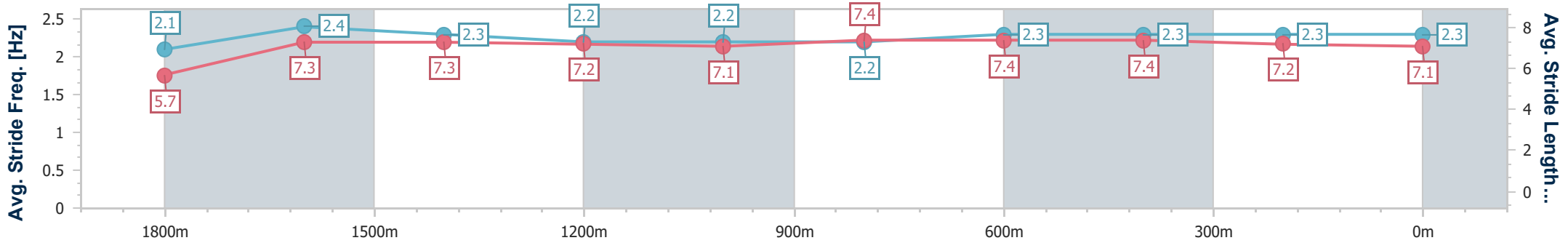
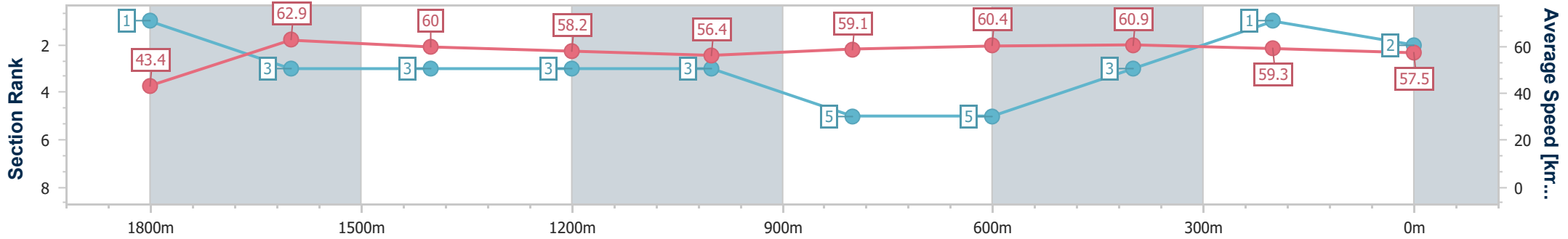
Race 3: THE KB Maiden Handicap - 1900m



01 July 2023 - 13:44

Track Rating: Synthetic, Weather: Fine, Rail Position: True

Section	Overall	1800m	1600m	1400m	1200m	1000m	800m	600m	400m	200m
Section Times	1:58.36 [2] (0:08.29)	1:50.07 [1] (0:11.47)	1:38.60 [3] (0:12.04)	1:26.56 [3] (0:12.59)	1:13.97 [3] (0:12.76)	1:01.21 [3] (0:12.26)	0:48.95 [5] (0:12.10)	0:36.85 [5] (0:12.07)	0:24.78 [3] (0:12.25)	0:12.53 [1] (0:12.53)
Average Speed [km/h]	43.4	62.9	60.0	58.2	56.4	59.1	60.4	60.9	59.3	57.5
Top Speed [km/h]	60.9	64.4	61.1	60.0	57.6	61.1	61.0	62.0	60.3	58.8
Avg. Dist. to Rail [m]	4.1	1.8	1.6	2.1	2.1	2.0	2.8	4.1	5.5	7.0
Avg. Stride Freq. [Hz]	2.1	2.4	2.3	2.2	2.2	2.2	2.3	2.3	2.3	2.3
Avg. Stride Length [m]	5.7	7.3	7.3	7.2	7.1	7.4	7.4	7.4	7.2	7.1



- [] Ranking at each section and finish
- .-.- No data available at this section
- NA No data available



Horse/Jockey Name	Painful
Final Rank	3
Fastest Section Time (Section)	0:08.34 (Overall)
Top Speed [km/h] (Section)	64.0 (1000m)
Race State	Finished



Aquis Park Gold Coast Poly QLD Professional

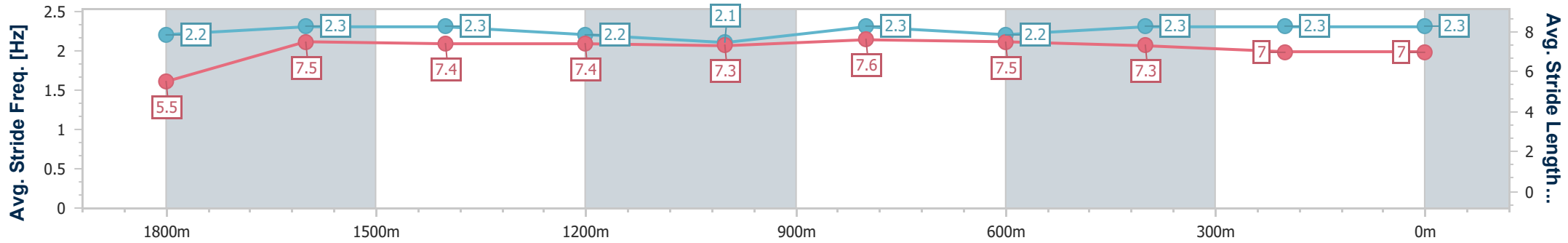
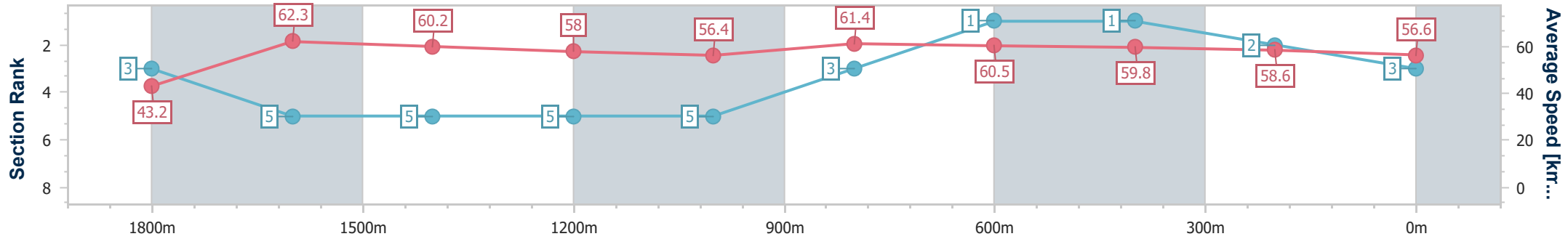
Race 3: THE KB Maiden Handicap - 1900m

01 July 2023 - 13:44

Track Rating: Synthetic, Weather: Fine, Rail Position: True



Section	Overall	1800m	1600m	1400m	1200m	1000m	800m	600m	400m	200m
Section Times	1:58.62 [3] (0:08.34)	1:50.28 [3] (0:11.64)	1:38.64 [5] (0:12.03)	1:26.61 [5] (0:12.60)	1:14.01 [5] (0:12.76)	1:01.25 [5] (0:11.78)	0:49.47 [3] (0:12.06)	0:37.41 [1] (0:12.25)	0:25.16 [1] (0:12.38)	0:12.78 [2] (0:12.78)
Average Speed [km/h]	43.2	62.3	60.2	58.0	56.4	61.4	60.5	59.8	58.6	56.6
Top Speed [km/h]	61.3	63.5	61.3	59.0	57.8	64.0	61.6	60.7	59.0	58.6
Avg. Dist. to Rail [m]	3.6	2.6	2.4	1.7	1.8	1.8	2.7	3.4	4.6	5.9
Avg. Stride Freq. [Hz]	2.2	2.3	2.3	2.2	2.1	2.3	2.2	2.3	2.3	2.3
Avg. Stride Length [m]	5.5	7.5	7.4	7.4	7.3	7.6	7.5	7.3	7.0	7.0



- [] Ranking at each section and finish
- .-.- No data available at this section
- NA No data available



Horse/Jockey Name	Lovely Thoughts
Final Rank	4
Fastest Section Time (Section)	0:08.33 (Overall)
Top Speed [km/h] (Section)	63.7 (1800m)
Race State	Finished



Aquis Park Gold Coast Poly QLD Professional

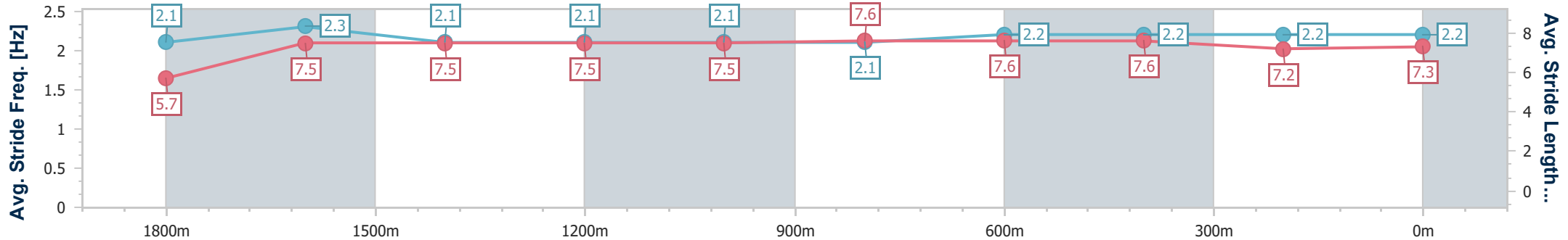
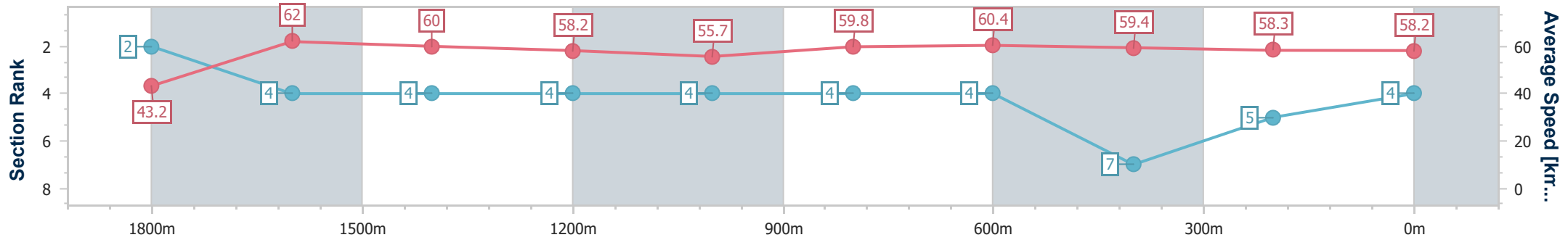
Race 3: THE KB Maiden Handicap - 1900m

01 July 2023 - 13:44

Track Rating: Synthetic, Weather: Fine, Rail Position: True



Section	Overall	1800m	1600m	1400m	1200m	1000m	800m	600m	400m	200m			
Section Times	1:58.64 [4] (0:08.33)	1:50.31 [2] (0:11.59)	1:38.72 [4] (0:12.01)	1:26.71 [4] (0:12.47)	1:14.24 [4] (0:12.94)	1:01.30 [4] (0:12.05)	0:49.25 [4] (0:12.06)	0:37.19 [4] (0:12.28)	0:24.91 [7] (0:12.49)	0:12.42 [5] (0:12.42)			
Average Speed [km/h]	43.2	62.0	60.0	58.2	55.7	59.8	60.4	59.4	58.3	58.2			
Top Speed [km/h]	59.0	63.7	61.6	60.2	56.9	61.2	61.0	60.5	58.8	59.0			
Avg. Dist. to Rail [m]	0.7	0.6	0.9	1.1	1.6	1.2	2.2	2.5	6.5	9.5			
Avg. Stride Freq. [Hz]	2.1	2.3	2.1	2.1	2.1	2.1	2.2	2.2	2.2	2.2			
Avg. Stride Length [m]	5.7	7.5	7.5	7.5	7.5	7.6	7.6	7.6	7.2	7.3			



- [] Ranking at each section and finish
- .-.- No data available at this section
- NA No data available



Horse/Jockey Name	Renewed Impact
Final Rank	5
Fastest Section Time (Section)	0:08.44 (Overall)
Top Speed [km/h] (Section)	63.3 (1000m)
Race State	Finished



Aquis Park Gold Coast Poly QLD Professional

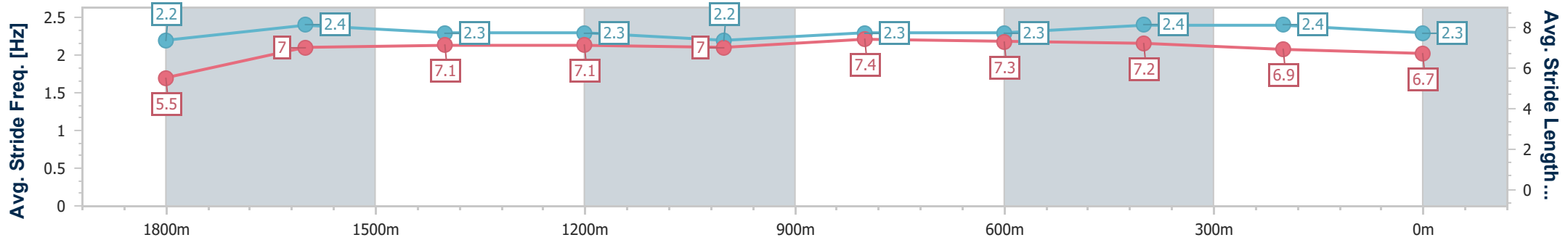
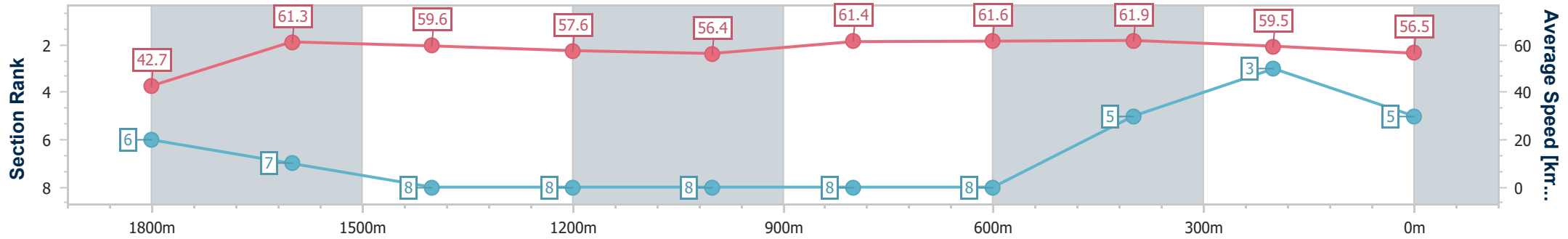
Race 3: THE KB Maiden Handicap - 1900m

01 July 2023 - 13:44

Track Rating: Synthetic, Weather: Fine, Rail Position: True



Section	Overall	1800m	1600m	1400m	1200m	1000m	800m	600m	400m	200m
Section Times	1:58.67 [5] (0:08.44)	1:50.23 [6] (0:11.84)	1:38.39 [7] (0:12.19)	1:26.20 [8] (0:12.69)	1:13.51 [8] (0:12.77)	1:00.74 [8] (0:11.80)	0:48.94 [8] (0:11.96)	0:36.98 [8] (0:11.95)	0:25.03 [5] (0:12.23)	0:12.80 [3] (0:12.80)
Average Speed [km/h]	42.7	61.3	59.6	57.6	56.4	61.4	61.6	61.9	59.5	56.5
Top Speed [km/h]	58.4	63.1	60.5	59.2	57.7	63.3	62.9	63.3	61.3	58.2
Avg. Dist. to Rail [m]	5.6	3.3	2.5	1.9	2.1	2.1	4.2	5.3	6.2	7.8
Avg. Stride Freq. [Hz]	2.2	2.4	2.3	2.3	2.2	2.3	2.3	2.4	2.4	2.3
Avg. Stride Length [m]	5.5	7.0	7.1	7.1	7.0	7.4	7.3	7.2	6.9	6.7



- [] Ranking at each section and finish
- .-.- No data available at this section
- NA No data available



Horse/Jockey Name	Super Fenkel
Final Rank	6
Fastest Section Time (Section)	0:08.56 (Overall)
Top Speed [km/h] (Section)	63.5 (1800m)
Race State	Finished



Aquis Park Gold Coast Poly QLD Professional

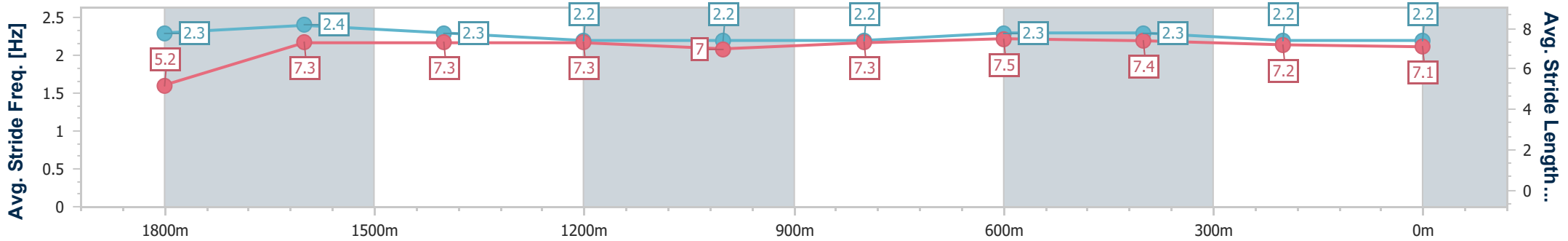
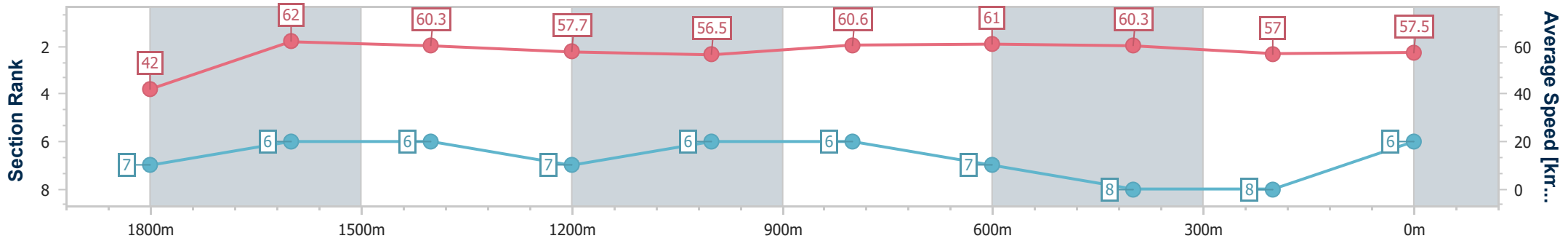
Race 3: THE KB Maiden Handicap - 1900m



01 July 2023 - 13:44

Track Rating: Synthetic, Weather: Fine, Rail Position: True

Section	Overall	1800m	1600m	1400m	1200m	1000m	800m	600m	400m	200m
Section Times	1:59.17 [6] (0:08.56)	1:50.61 [7] (0:11.67)	1:38.94 [6] (0:12.02)	1:26.92 [6] (0:12.63)	1:14.29 [7] (0:12.74)	1:01.55 [6] (0:11.94)	0:49.61 [6] (0:12.06)	0:37.55 [7] (0:12.22)	0:25.33 [8] (0:12.77)	0:12.56 [8] (0:12.56)
Average Speed [km/h]	42.0	62.0	60.3	57.7	56.5	60.6	61.0	60.3	57.0	57.5
Top Speed [km/h]	60.8	63.5	61.4	59.9	57.9	62.6	61.7	62.6	58.2	58.4
Avg. Dist. to Rail [m]	4.5	2.3	2.2	1.4	2.2	2.0	4.0	4.8	6.4	9.3
Avg. Stride Freq. [Hz]	2.3	2.4	2.3	2.2	2.2	2.2	2.3	2.3	2.2	2.2
Avg. Stride Length [m]	5.2	7.3	7.3	7.3	7.0	7.3	7.5	7.4	7.2	7.1



- [] Ranking at each section and finish
- .-.- No data available at this section
- NA No data available



Horse/Jockey Name	Darabaz
Final Rank	7
Fastest Section Time (Section)	0:08.42 (Overall)
Top Speed [km/h] (Section)	67.1 (1800m)
Race State	Finished



Aquis Park Gold Coast Poly QLD Professional

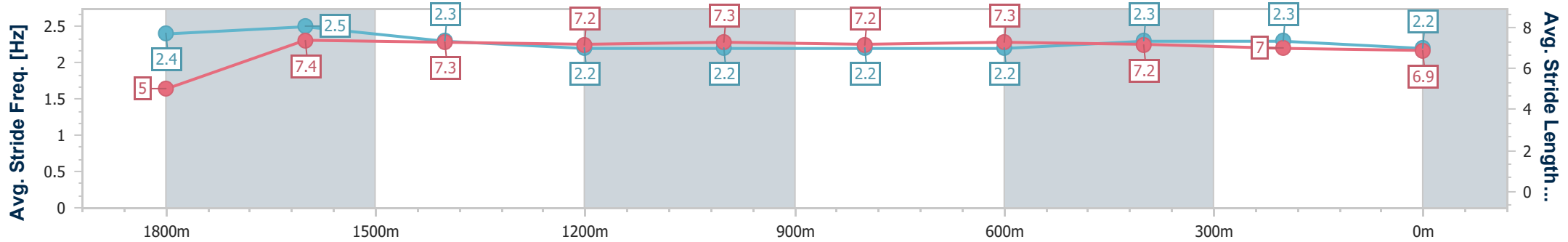
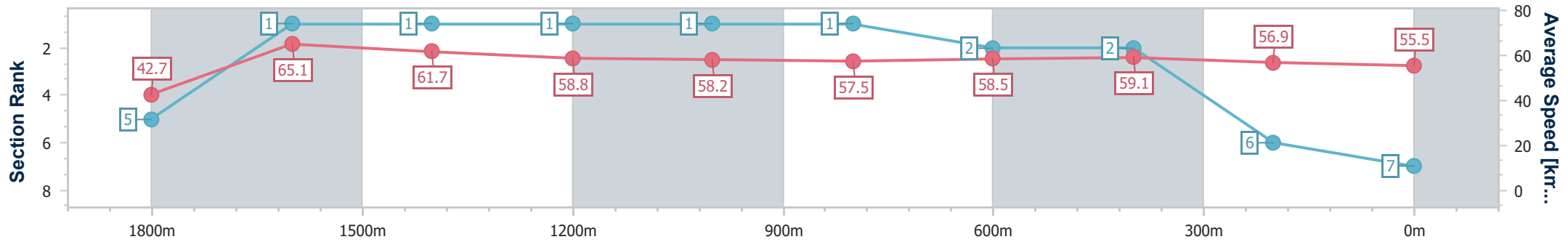
Race 3: THE KB Maiden Handicap - 1900m

01 July 2023 - 13:44

Track Rating: Synthetic, Weather: Fine, Rail Position: True



Section	Overall	1800m	1600m	1400m	1200m	1000m	800m	600m	400m	200m
Section Times	1:59.32 [7] (0:08.42)	1:50.90 [5] (0:11.07)	1:39.83 [1] (0:11.72)	1:28.11 [1] (0:12.61)	1:15.50 [1] (0:12.38)	1:03.12 [1] (0:12.60)	0:50.52 [1] (0:12.46)	0:38.06 [2] (0:12.31)	0:25.75 [2] (0:12.73)	0:13.02 [6] (0:13.02)
Average Speed [km/h]	42.7	65.1	61.7	58.8	58.2	57.5	58.5	59.1	56.9	55.5
Top Speed [km/h]	63.3	67.1	62.6	61.0	58.7	58.7	60.8	60.3	57.8	57.7
Avg. Dist. to Rail [m]	5.5	1.8	2.5	3.9	3.8	1.7	2.3	2.3	2.8	1.4
Avg. Stride Freq. [Hz]	2.4	2.5	2.3	2.2	2.2	2.2	2.2	2.3	2.3	2.2
Avg. Stride Length [m]	5.0	7.4	7.3	7.2	7.3	7.2	7.3	7.2	7.0	6.9



- [] Ranking at each section and finish
- .-.- No data available at this section
- NA No data available



Horse/Jockey Name	Mr Reddington
Final Rank	8
Fastest Section Time (Section)	0:08.36 (Overall)
Top Speed [km/h] (Section)	65.4 (1800m)
Race State	Finished



Aquis Park Gold Coast Poly QLD Professional

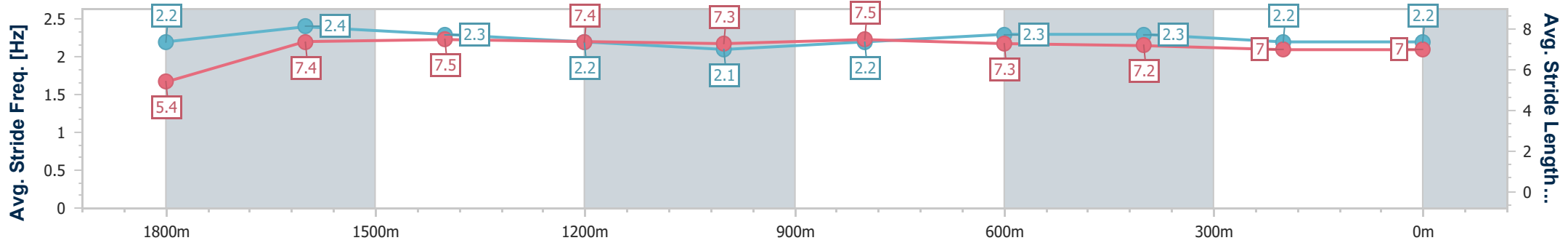
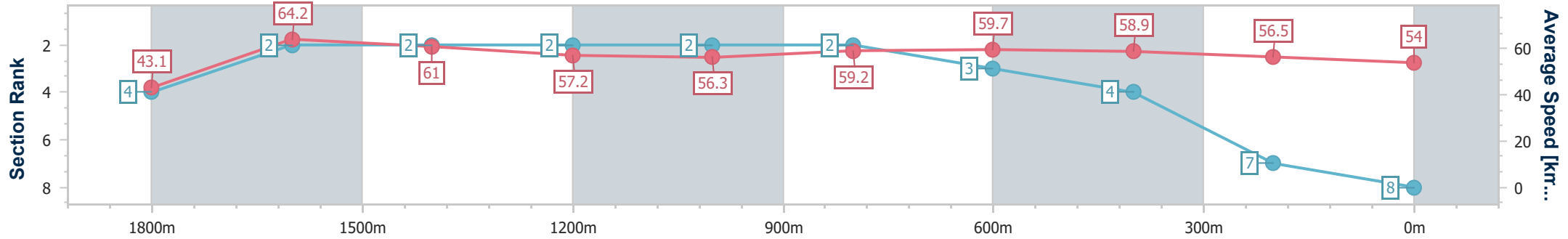
Race 3: THE KB Maiden Handicap - 1900m

01 July 2023 - 13:44

Track Rating: Synthetic, Weather: Fine, Rail Position: True



Section	Overall	1800m	1600m	1400m	1200m	1000m	800m	600m	400m	200m			
Section Times	1:59.77 [8] (0:08.36)	1:51.41 [4] (0:11.33)	1:40.08 [2] (0:11.85)	1:28.23 [2] (0:12.63)	1:15.60 [2] (0:12.81)	1:02.79 [2] (0:12.15)	0:50.64 [2] (0:12.14)	0:38.50 [3] (0:12.36)	0:26.14 [4] (0:12.82)	0:13.32 [7] (0:13.32)			
Average Speed [km/h]	43.1	64.2	61.0	57.2	56.3	59.2	59.7	58.9	56.5	54.0			
Top Speed [km/h]	61.9	65.4	62.7	59.5	58.8	60.3	60.3	60.5	57.3	56.4			
Avg. Dist. to Rail [m]	7.7	4.6	1.6	0.5	0.2	0.4	1.4	2.3	4.0	5.3			
Avg. Stride Freq. [Hz]	2.2	2.4	2.3	2.2	2.1	2.2	2.3	2.3	2.2	2.2			
Avg. Stride Length [m]	5.4	7.4	7.5	7.4	7.3	7.5	7.3	7.2	7.0	7.0			



- [] Ranking at each section and finish
- .-.- No data available at this section
- NA No data available