



Toowoomba QLD Professional

Race 3: Nutrien Ag - Pittsworth BENCHMARK 70 Handicap - 1000m

01 July 2023 - 18:12



Track Rating: Good 4, Weather: Fine, Rail Position: +1m Entire

Section		Overall									Last 600m		
Field Times		0:59.21 (0:13.41)									0:35.02		
		800m			600m			400m			200m		
		0:45.80 (0:10.78)			0:35.02 (0:11.39)			0:23.63 (0:11.74)			0:11.89 (0:11.89)		
Rank	TAB	Horse/Jockey	Barrier	Top Speed [km/h]	Fastest Section	Margin	Distance Travelled [m]						
1	4	NEVER SAY NAY Adin Thompson	9	70.3 800m	0:10.59 800m	0:59.21 [1] (0:13.79)	0:45.42 [6] (0:10.59)	0:34.83 [4] (0:11.34)	0:23.49 [3] (0:11.65)	0:11.84 [2] (0:11.84)	0:59.21	0:34.83	
2	10	SADDLE BOY Dan McGillivray	3	68.5 800m	0:10.74 800m	0:59.29 [2] (0:13.89)	0:45.40 [7] (0:10.74)	0:34.66 [7] (0:11.26)	0:23.40 [5] (0:11.63)	0:11.77 [3] (0:11.77)	0.4L	0:34.66	+2
3	9	VOULAIT Wanderson D'Avila	2	69.8 Overall	0:10.73 800m	0:59.31 [3] (0:13.46)	0:45.85 [2] (0:10.73)	0:35.12 [1] (0:11.39)	0:23.73 [1] (0:11.74)	0:11.99 [1] (0:11.99)	0.5L	0:35.12	-3
4	8	SUPER THIEF Anthony Allen	7	68.1 800m	0:10.82 800m	0:59.35 [4] (0:13.57)	0:45.78 [4] (0:10.82)	0:34.96 [5] (0:11.55)	0:23.41 [6] (0:11.66)	0:11.75 [5] (0:11.75)	0.7L	0:34.96	+3
5	3	INCOMPARABLE Les Tilley	1	67.3 800m	0:10.96 800m	0:59.56 [5] (0:14.07)	0:45.49 [8] (0:10.96)	0:34.53 [9] (0:11.26)	0:23.27 [8] (0:11.47)	0:11.80 [8] (0:11.80)	2L	0:34.53	+0
6	5	AL PAL'S GAL Chris Taylor	10	68.7 800m	0:10.85 800m	0:59.65 [6] (0:13.70)	0:45.95 [5] (0:10.85)	0:35.10 [6] (0:11.54)	0:23.56 [7] (0:11.44)	0:12.12 [4] (0:12.12)	2.5L	0:35.10	+5
7	6	SENSATIONAL REWARD Georgina Cartwright	4	68.6 Overall	0:10.84 800m	0:59.92 [7] (0:13.41)	0:46.51 [1] (0:10.84)	0:35.67 [2] (0:11.44)	0:24.23 [2] (0:11.95)	0:12.28 [6] (0:12.28)	4L	0:35.67	+1
8	2	AMERICAN RED Sariah Champkin	6	68.9 Overall	0:10.85 800m	1:00.04 [8] (0:13.50)	0:46.54 [3] (0:10.85)	0:35.69 [3] (0:11.53)	0:24.16 [4] (0:11.78)	0:12.38 [7] (0:12.38)	4.5L	0:35.69	+10
9	1	ICED Alisha Donald	8	69.7 800m	0:10.57 800m	1:00.15 [9] (0:14.26)	0:45.89 [9] (0:10.57)	0:35.32 [8] (0:11.46)	0:23.86 [9] (0:11.70)	0:12.16 [9] (0:12.16)	5L	0:35.32	+5

Scratched: Otelo (#7)



Horse/Jockey Name	Never Say Nay
Final Rank	1
Fastest Section Time (Section)	0:10.59 (800m)
Top Speed [km/h] (Section)	70.3 (800m)
Race State	Finished



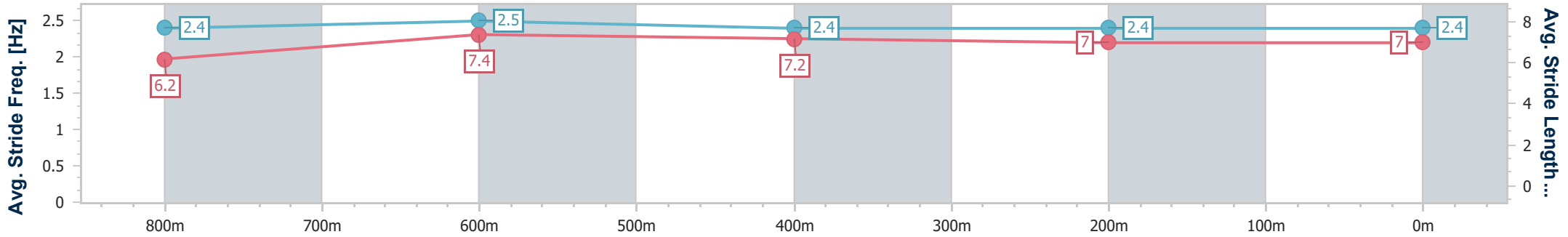
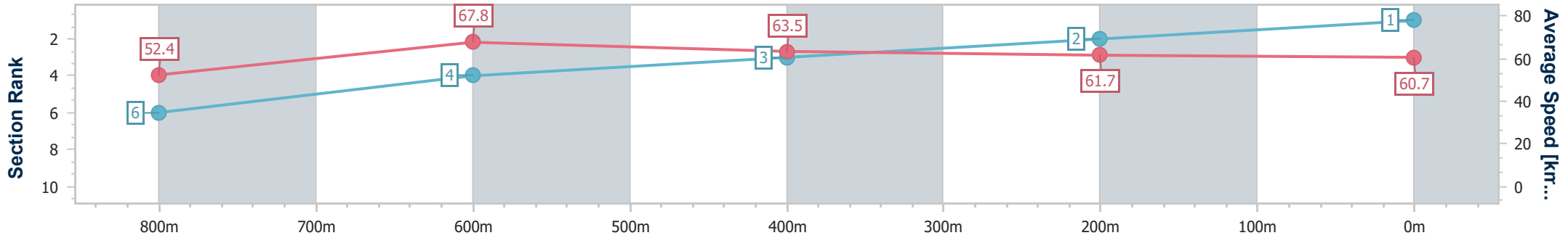
Toowoomba QLD Professional
 Race 3: Nutrien Ag - Pittsworth BENCHMARK 70 Handicap - 1000m



01 July 2023 - 18:12

Track Rating: Good 4, Weather: Fine, Rail Position: +1m Entire

Section	Overall	800m	600m	400m	200m
Section Times	0:59.21 [1] (0:13.79)	0:45.42 [6] (0:10.59)	0:34.83 [4] (0:11.34)	0:23.49 [3] (0:11.65)	0:11.84 [2] (0:11.84)
Average Speed [km/h]	52.4	67.8	63.5	61.7	60.7
Top Speed [km/h]	67.4	70.3	66.9	62.7	62.9
Avg. Dist. to Rail [m]	4.3	0.4	0.5	0.9	0.7
Avg. Stride Freq. [Hz]	2.4	2.5	2.4	2.4	2.4
Avg. Stride Length [m]	6.2	7.4	7.2	7.0	7.0



- [] Ranking at each section and finish
- .-.- No data available at this section
- NA No data available



Horse/Jockey Name	Saddle Boy
Final Rank	2
Fastest Section Time (Section)	0:10.74 (800m)
Top Speed [km/h] (Section)	68.5 (800m)
Race State	Finished



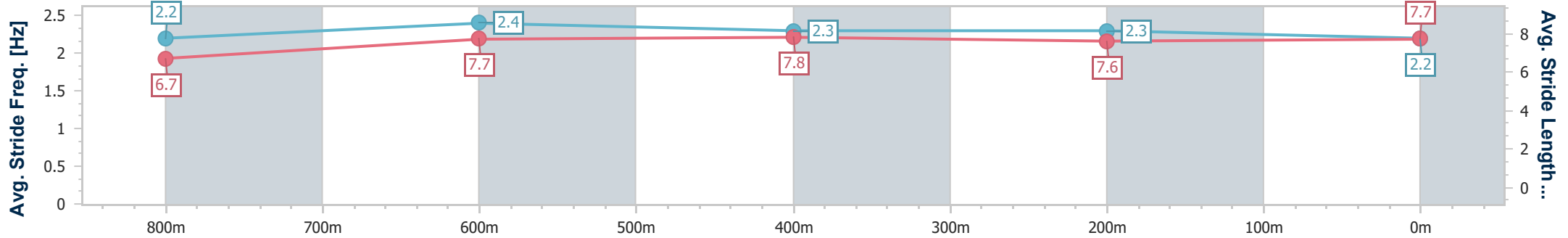
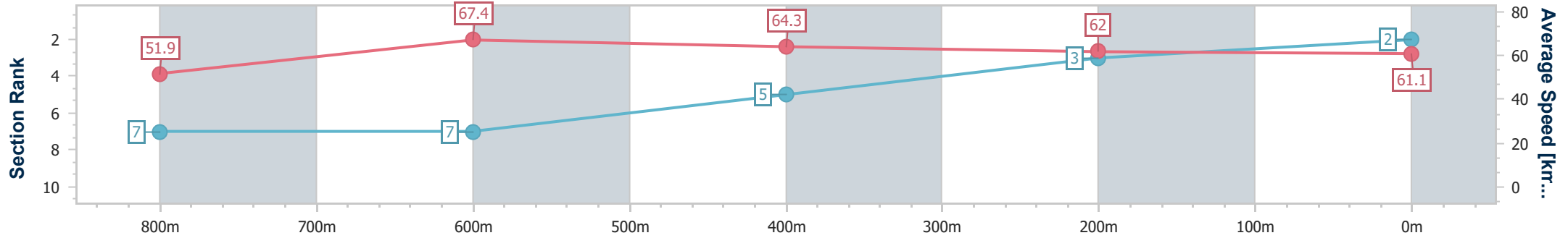
Toowoomba QLD Professional
Race 3: Nutrien Ag - Pittsworth BENCHMARK 70 Handicap - 1000m



01 July 2023 - 18:12

Track Rating: Good 4, Weather: Fine, Rail Position: +1m Entire

Section	Overall	800m	600m	400m	200m
Section Times	0:59.29 [2] (0:13.89)	0:45.40 [7] (0:10.74)	0:34.66 [7] (0:11.26)	0:23.40 [5] (0:11.63)	0:11.77 [3] (0:11.77)
Average Speed [km/h]	51.9	67.4	64.3	62.0	61.1
Top Speed [km/h]	66.7	68.5	66.6	63.6	62.0
Avg. Dist. to Rail [m]	0.8	1.7	1.1	0.8	0.8
Avg. Stride Freq. [Hz]	2.2	2.4	2.3	2.3	2.2
Avg. Stride Length [m]	6.7	7.7	7.8	7.6	7.7



- [] Ranking at each section and finish
- .-.- No data available at this section
- NA No data available



Horse/Jockey Name	Voulait
Final Rank	3
Fastest Section Time (Section)	0:10.73 (800m)
Top Speed [km/h] (Section)	69.8 (Overall)
Race State	Finished



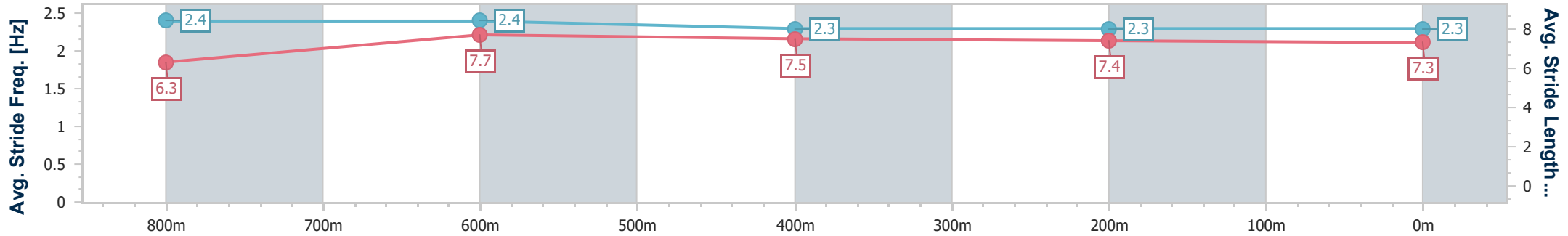
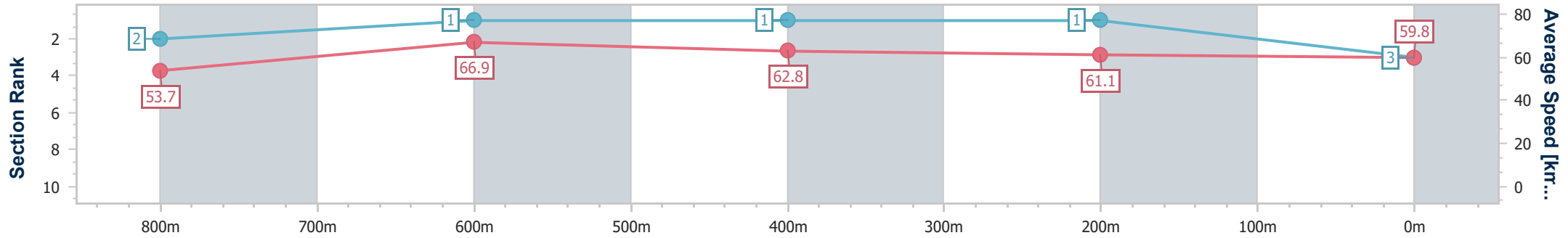
Toowoomba QLD Professional
 Race 3: Nutrien Ag - Pittsworth BENCHMARK 70 Handicap - 1000m



01 July 2023 - 18:12

Track Rating: Good 4, Weather: Fine, Rail Position: +1m Entire

Section	Overall	800m	600m	400m	200m
Section Times	0:59.31 [3] (0:13.46)	0:45.85 [2] (0:10.73)	0:35.12 [1] (0:11.39)	0:23.73 [1] (0:11.74)	0:11.99 [1] (0:11.99)
Average Speed [km/h]	53.7	66.9	62.8	61.1	59.8
Top Speed [km/h]	69.8	68.7	65.8	61.9	61.1
Avg. Dist. to Rail [m]	3.1	1.0	1.2	1.0	0.3
Avg. Stride Freq. [Hz]	2.4	2.4	2.3	2.3	2.3
Avg. Stride Length [m]	6.3	7.7	7.5	7.4	7.3



- [] Ranking at each section and finish
- .-.- No data available at this section
- NA No data available



Horse/Jockey Name	Super Thief
Final Rank	4
Fastest Section Time (Section)	0:10.82 (800m)
Top Speed [km/h] (Section)	68.1 (800m)
Race State	Finished



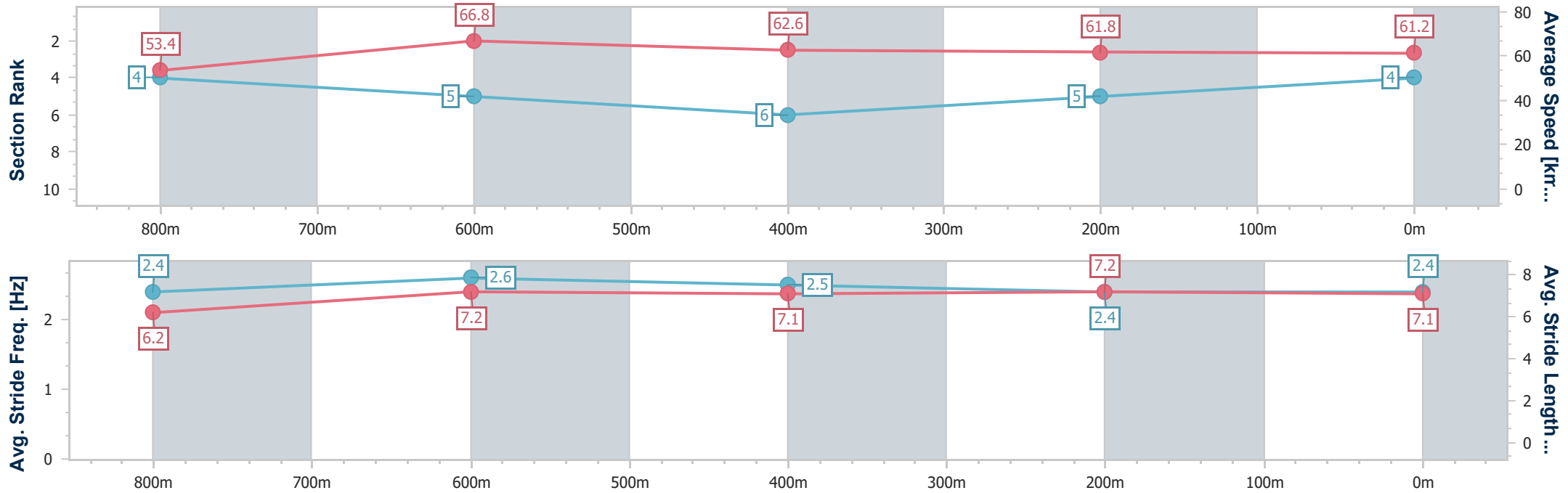
Toowoomba QLD Professional
 Race 3: Nutrien Ag - Pittsworth BENCHMARK 70 Handicap - 1000m



01 July 2023 - 18:12

Track Rating: Good 4, Weather: Fine, Rail Position: +1m Entire

Section	Overall	800m	600m	400m	200m
Section Times	0:59.35 [4] (0:13.57)	0:45.78 [4] (0:10.82)	0:34.96 [5] (0:11.55)	0:23.41 [6] (0:11.66)	0:11.75 [5] (0:11.75)
Average Speed [km/h]	53.4	66.8	62.6	61.8	61.2
Top Speed [km/h]	67.2	68.1	65.7	63.2	62.6
Avg. Dist. to Rail [m]	4.3	1.3	1.1	0.5	1.2
Avg. Stride Freq. [Hz]	2.4	2.6	2.5	2.4	2.4
Avg. Stride Length [m]	6.2	7.2	7.1	7.2	7.1



- [] Ranking at each section and finish
- .-.- No data available at this section
- NA No data available



Horse/Jockey Name	Incomparable
Final Rank	5
Fastest Section Time (Section)	0:10.96 (800m)
Top Speed [km/h] (Section)	67.3 (800m)
Race State	Finished



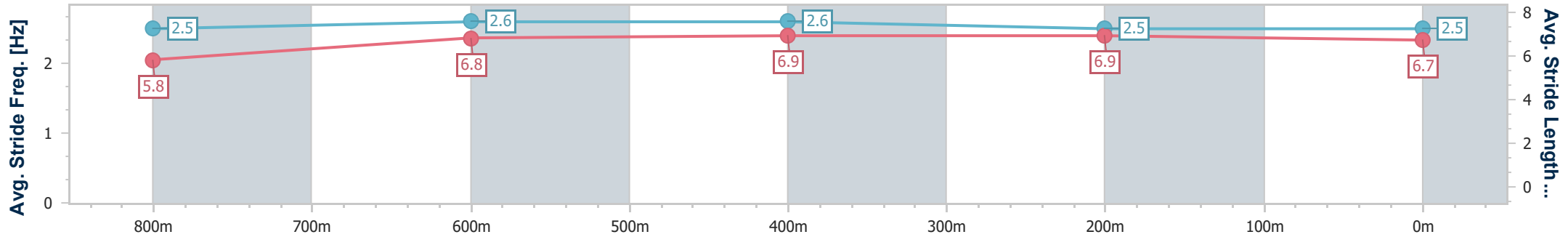
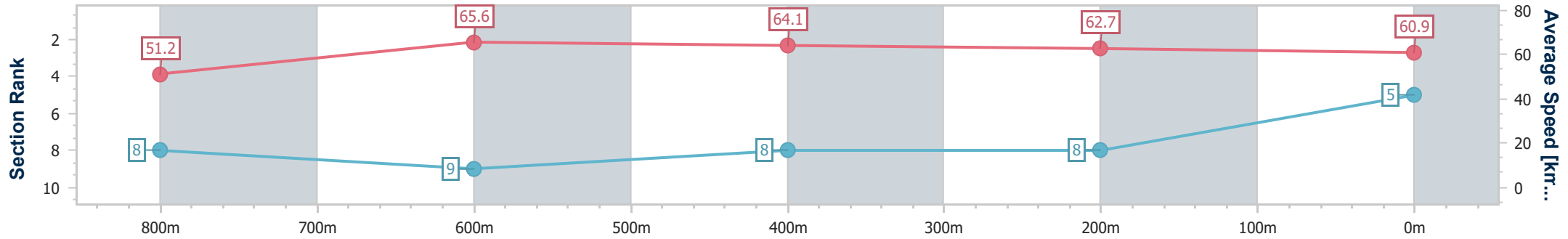
Toowoomba QLD Professional
Race 3: Nutrien Ag - Pittsworth BENCHMARK 70 Handicap - 1000m



01 July 2023 - 18:12

Track Rating: Good 4, Weather: Fine, Rail Position: +1m Entire

Section	Overall	800m	600m	400m	200m
Section Times	0:59.56 [5] (0:14.07)	0:45.49 [8] (0:10.96)	0:34.53 [9] (0:11.26)	0:23.27 [8] (0:11.47)	0:11.80 [8] (0:11.80)
Average Speed [km/h]	51.2	65.6	64.1	62.7	60.9
Top Speed [km/h]	65.4	67.3	67.3	63.5	62.9
Avg. Dist. to Rail [m]	0.6	0.7	0.6	0.6	0.7
Avg. Stride Freq. [Hz]	2.5	2.6	2.6	2.5	2.5
Avg. Stride Length [m]	5.8	6.8	6.9	6.9	6.7



- [] Ranking at each section and finish
- .-.- No data available at this section
- NA No data available



Horse/Jockey Name	Al Pal's Gal
Final Rank	6
Fastest Section Time (Section)	0:10.85 (800m)
Top Speed [km/h] (Section)	68.7 (800m)
Race State	Finished



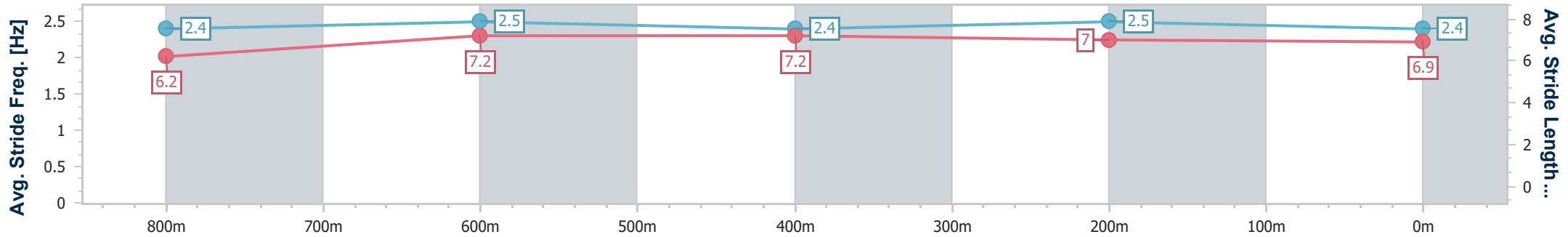
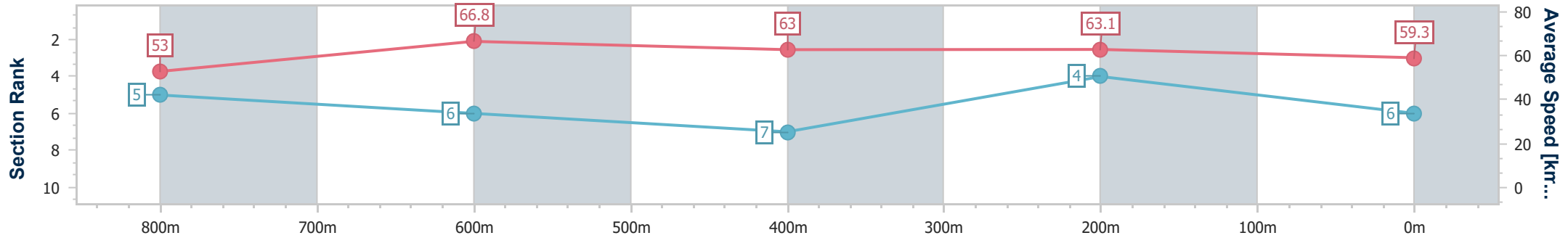
Toowoomba QLD Professional
Race 3: Nutrien Ag - Pittsworth BENCHMARK 70 Handicap - 1000m



01 July 2023 - 18:12

Track Rating: Good 4, Weather: Fine, Rail Position: +1m Entire

Section	Overall	800m	600m	400m	200m
Section Times	0:59.65 [6] (0:13.70)	0:45.95 [5] (0:10.85)	0:35.10 [6] (0:11.54)	0:23.56 [7] (0:11.44)	0:12.12 [4] (0:12.12)
Average Speed [km/h]	53.0	66.8	63.0	63.1	59.3
Top Speed [km/h]	67.9	68.7	65.6	64.0	61.8
Avg. Dist. to Rail [m]	5.8	2.1	1.7	1.8	4.1
Avg. Stride Freq. [Hz]	2.4	2.5	2.4	2.5	2.4
Avg. Stride Length [m]	6.2	7.2	7.2	7.0	6.9



- [] Ranking at each section and finish
- .-.- No data available at this section
- NA No data available



Horse/Jockey Name	Sensational Reward
Final Rank	7
Fastest Section Time (Section)	0:10.84 (800m)
Top Speed [km/h] (Section)	68.6 (Overall)
Race State	Finished



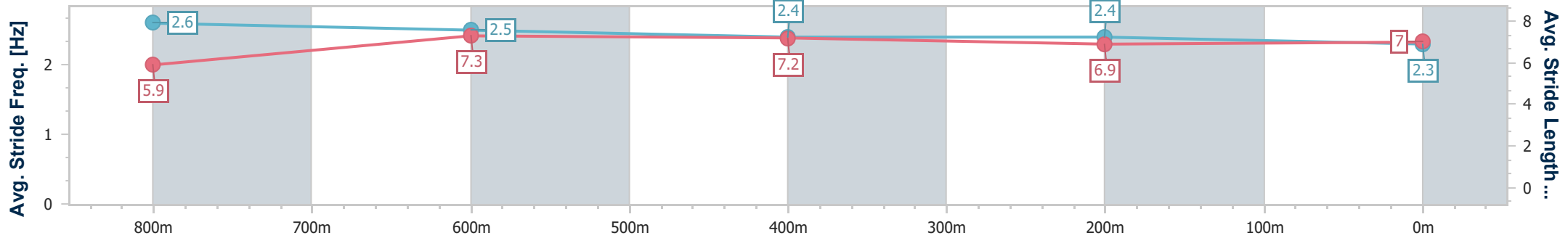
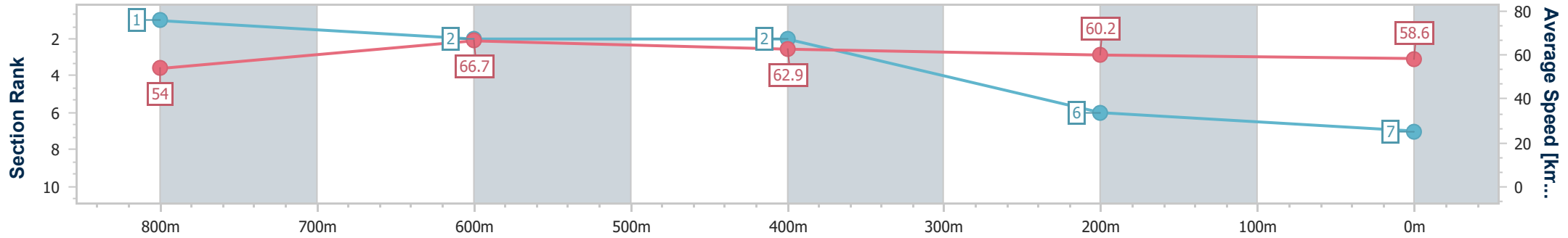
Toowoomba QLD Professional
Race 3: Nutrien Ag - Pittsworth BENCHMARK 70 Handicap - 1000m



01 July 2023 - 18:12

Track Rating: Good 4, Weather: Fine, Rail Position: +1m Entire

Section	Overall	800m	600m	400m	200m
Section Times	0:59.92 [7] (0:13.41)	0:46.51 [1] (0:10.84)	0:35.67 [2] (0:11.44)	0:24.23 [2] (0:11.95)	0:12.28 [6] (0:12.28)
Average Speed [km/h]	54.0	66.7	62.9	60.2	58.6
Top Speed [km/h]	68.6	68.1	65.6	61.5	60.3
Avg. Dist. to Rail [m]	4.1	1.2	0.5	0.8	1.5
Avg. Stride Freq. [Hz]	2.6	2.5	2.4	2.4	2.3
Avg. Stride Length [m]	5.9	7.3	7.2	6.9	7.0



- [] Ranking at each section and finish
- .-.- No data available at this section
- NA No data available



Horse/Jockey Name	American Red
Final Rank	8
Fastest Section Time (Section)	0:10.85 (800m)
Top Speed [km/h] (Section)	68.9 (Overall)
Race State	Finished



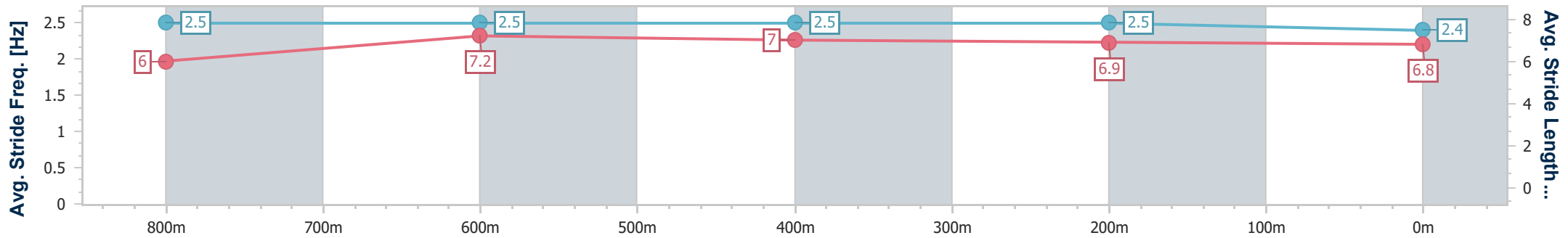
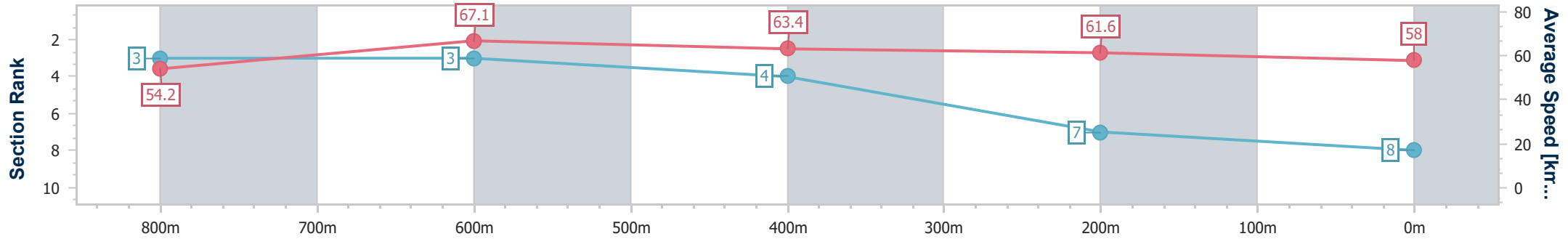
Toowoomba QLD Professional
Race 3: Nutrien Ag - Pittsworth BENCHMARK 70 Handicap - 1000m



01 July 2023 - 18:12

Track Rating: Good 4, Weather: Fine, Rail Position: +1m Entire

Section	Overall	800m	600m	400m	200m
Section Times	1:00.04 [8] (0:13.50)	0:46.54 [3] (0:10.85)	0:35.69 [3] (0:11.53)	0:24.16 [4] (0:11.78)	0:12.38 [7] (0:12.38)
Average Speed [km/h]	54.2	67.1	63.4	61.6	58.0
Top Speed [km/h]	68.9	68.6	65.3	63.2	61.0
Avg. Dist. to Rail [m]	8.1	2.5	3.1	2.8	4.8
Avg. Stride Freq. [Hz]	2.5	2.5	2.5	2.5	2.4
Avg. Stride Length [m]	6.0	7.2	7.0	6.9	6.8



- [] Ranking at each section and finish
- .-.- No data available at this section
- NA No data available



Horse/Jockey Name	Iced
Final Rank	9
Fastest Section Time (Section)	0:10.57 (800m)
Top Speed [km/h] (Section)	69.7 (800m)
Race State	Finished



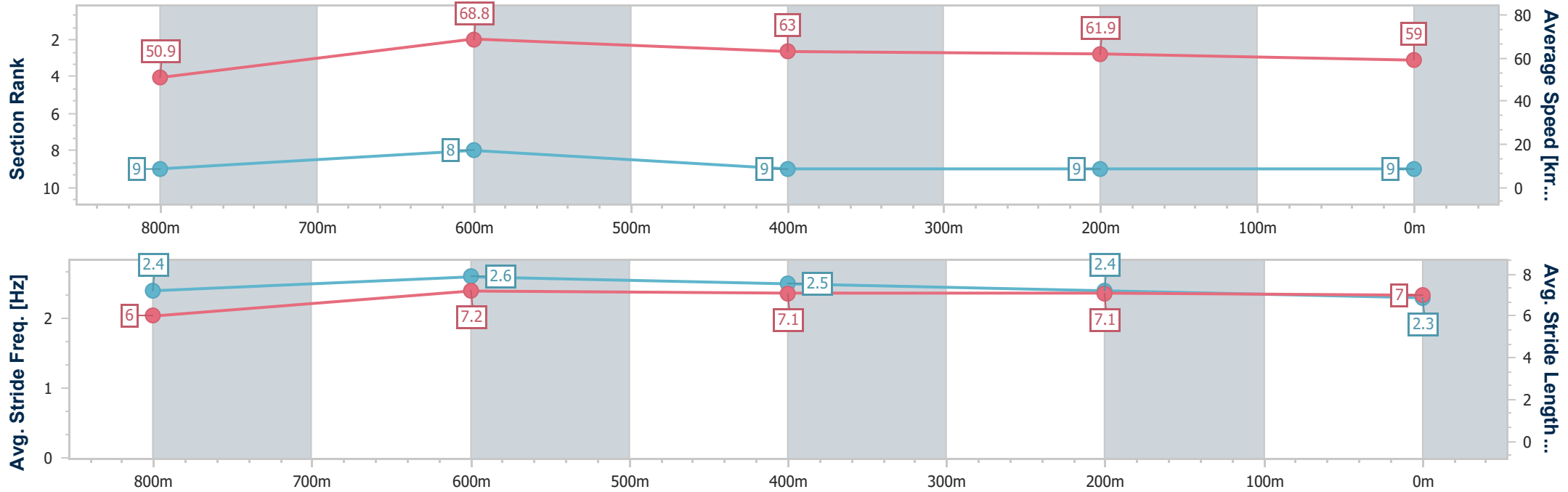
Toowoomba QLD Professional
Race 3: Nutrien Ag - Pittsworth BENCHMARK 70 Handicap - 1000m



01 July 2023 - 18:12

Track Rating: Good 4, Weather: Fine, Rail Position: +1m Entire

Section	Overall	800m	600m	400m	200m
Section Times	1:00.15 [9] (0:14.26)	0:45.89 [9] (0:10.57)	0:35.32 [8] (0:11.46)	0:23.86 [9] (0:11.70)	0:12.16 [9] (0:12.16)
Average Speed [km/h]	50.9	68.8	63.0	61.9	59.0
Top Speed [km/h]	67.9	69.7	66.9	63.7	60.6
Avg. Dist. to Rail [m]	6.0	2.1	1.0	1.8	3.9
Avg. Stride Freq. [Hz]	2.4	2.6	2.5	2.4	2.3
Avg. Stride Length [m]	6.0	7.2	7.1	7.1	7.0



- [] Ranking at each section and finish
- .-.- No data available at this section
- NA No data available