



Toowoomba QLD Professional

Race 5: CNW Electrical QTIS Three-Year-Old Maiden Handicap - 1000m

01 July 2023 - 19:25



Track Rating: Good 4, Weather: Fine, Rail Position: +1m Entire

Section		Overall									Last 600m	
Field Times		0:59.37 (0:13.39)									0:34.97	
		800m			600m		400m		200m			
		0:45.98 (0:11.01)			0:34.97 (0:11.36)		0:23.61 (0:11.55)		0:12.06 (0:12.06)			
Rank	TAB	Horse/Jockey	Barrier	Top Speed [km/h]	Fastest Section	Overall	800m	600m	400m	200m	Margin	Distance Travelled [m]
1	2	THIS IS ONE Nozi Tomizawa	1	67.2	0:11.01	0:59.37 [1] (0:13.39)	0:45.98 [1] (0:11.01)	0:34.97 [1] (0:11.36)	0:23.61 [1] (0:11.55)	0:12.06 [1] (0:12.06)	0:59.37	0:34.97
2	6	TIME TO LAUNCH Kenji Yoshida	5	66.6	0:10.91	0:59.48 [2] (0:13.60)	0:45.88 [3] (0:10.91)	0:34.97 [2] (0:11.49)	0:23.48 [2] (0:11.58)	0:11.90 [2] (0:11.90)	0.5L	0:34.97 +5
3	13	AUNTY HAZEL Sariah Champkin	2	67.6	0:10.73	1:00.01 [3] (0:14.22)	0:45.79 [9] (0:10.73)	0:35.06 [8] (0:11.36)	0:23.70 [5] (0:11.71)	0:11.99 [4] (0:11.99)	3.5L	0:35.06 +0
4	1	MASTER GEE Alisha Donald	11	69.7	0:10.64	1:00.02 [4] (0:14.10)	0:45.92 [7] (0:10.64)	0:35.28 [4] (0:11.45)	0:23.83 [4] (0:11.67)	0:12.16 [3] (0:12.16)	3.6L	0:35.28 +12
5	9	PUREZZA Georgina Cartwright	12	68.5	0:10.86	1:00.10 [5] (0:14.09)	0:46.01 [6] (0:10.86)	0:35.15 [7] (0:11.60)	0:23.55 [8] (0:11.70)	0:11.85 [7] (0:11.85)	4L	0:35.15 +13
6	7	BASIL'S GIFT Anthony Allen	14	66.6	0:10.82	1:00.13 [6] (0:14.36)	0:45.77 [10] (0:10.82)	0:34.95 [10] (0:11.46)	0:23.49 [10] (0:11.85)	0:11.64 [9] (0:11.64)	4.2L	0:34.95 +0
7	8	LA BELLA DIVA Justin Stanley	7	67.0	0:10.98	1:00.21 [7] (0:13.94)	0:46.27 [5] (0:10.98)	0:35.29 [6] (0:11.42)	0:23.87 [6] (0:11.87)	0:12.00 [6] (0:12.00)	4.5L	0:35.29 +6
8	12	SISTER GEORGIA Matthew Powell	6	67.3	0:11.01	1:00.75 [8] (0:13.57)	0:47.18 [2] (0:11.01)	0:36.17 [3] (0:11.52)	0:24.65 [3] (0:12.02)	0:12.63 [5] (0:12.63)	7.5L	0:36.17 +6
9	4	SQUIDGEN Nathan Fazackerley	8	67.6	0:11.02	1:01.10 [9] (0:13.75)	0:47.35 [4] (0:11.02)	0:36.33 [5] (0:11.62)	0:24.71 [7] (0:11.96)	0:12.75 [8] (0:12.75)	9.5L	0:36.33 +9
10	5	TRACONI'S PRIDE Wanderson D'Avila	10	66.9	0:10.96	1:01.74 [10] (0:14.17)	0:47.57 [8] (0:10.96)	0:36.61 [9] (0:11.47)	0:25.14 [9] (0:12.00)	0:13.14 [10] (0:13.14)	13.3L	0:36.61 +8

Scratched: New Jet (#3), Dolly's A Natural (#10), Time For Jack (#14), Methil (#11)



Horse/Jockey Name	This Is One
Final Rank	1
Fastest Section Time (Section)	0:11.01 (800m)
Top Speed [km/h] (Section)	67.2 (Overall)
Race State	Finished



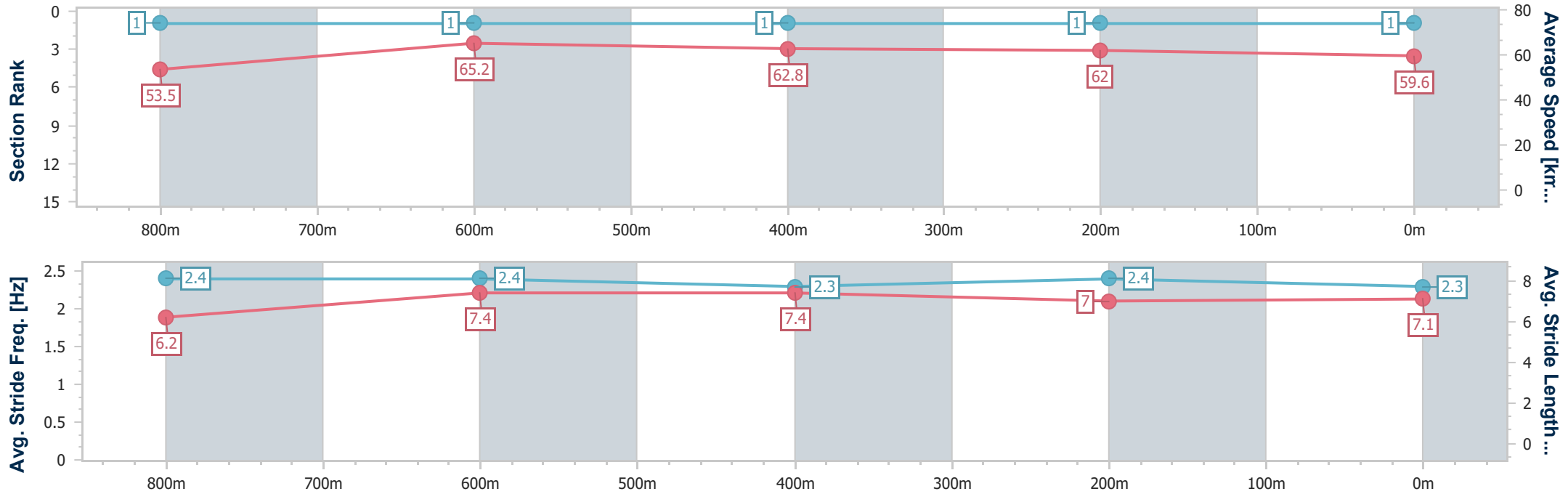
Toowoomba QLD Professional
Race 5: CNW Electrical QTIS Three-Year-Old Maiden Handicap - 1000m



01 July 2023 - 19:25

Track Rating: Good 4, Weather: Fine, Rail Position: +1m Entire

Section	Overall	800m	600m	400m	200m
Section Times	0:59.37 [1] (0:13.39)	0:45.98 [1] (0:11.01)	0:34.97 [1] (0:11.36)	0:23.61 [1] (0:11.55)	0:12.06 [1] (0:12.06)
Average Speed [km/h]	53.5	65.2	62.8	62.0	59.6
Top Speed [km/h]	67.2	67.0	64.2	64.1	62.3
Avg. Dist. to Rail [m]	1.4	0.9	1.9	1.2	2.3
Avg. Stride Freq. [Hz]	2.4	2.4	2.3	2.4	2.3
Avg. Stride Length [m]	6.2	7.4	7.4	7.0	7.1



- [] Ranking at each section and finish
- .-.- No data available at this section
- NA No data available



Horse/Jockey Name	Time To Launch
Final Rank	2
Fastest Section Time (Section)	0:10.91 (800m)
Top Speed [km/h] (Section)	66.6 (Overall)
Race State	Finished



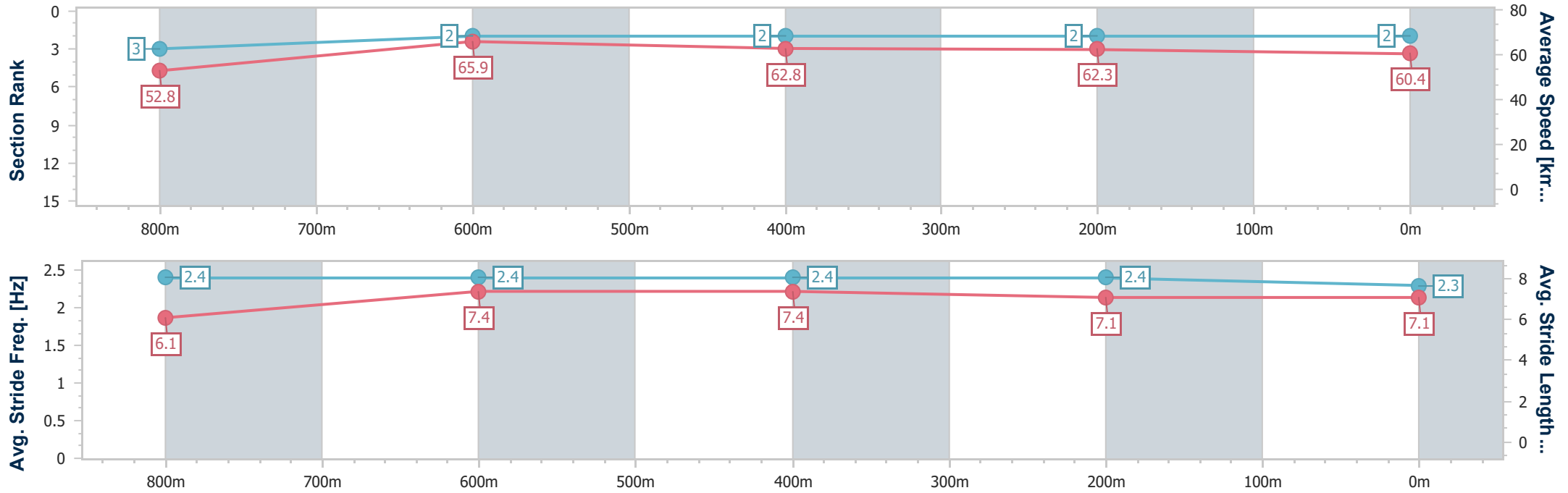
Toowoomba QLD Professional
Race 5: CNW Electrical QTIS Three-Year-Old Maiden Handicap
- 1000m



01 July 2023 - 19:25

Track Rating: Good 4, Weather: Fine, Rail Position: +1m Entire

Section	Overall	800m	600m	400m	200m
Section Times	0:59.48 [2] (0:13.60)	0:45.88 [3] (0:10.91)	0:34.97 [2] (0:11.49)	0:23.48 [2] (0:11.58)	0:11.90 [2] (0:11.90)
Average Speed [km/h]	52.8	65.9	62.8	62.3	60.4
Top Speed [km/h]	66.6	66.5	63.9	64.3	61.9
Avg. Dist. to Rail [m]	0.9	0.8	0.8	0.8	1.3
Avg. Stride Freq. [Hz]	2.4	2.4	2.4	2.4	2.3
Avg. Stride Length [m]	6.1	7.4	7.4	7.1	7.1



- [] Ranking at each section and finish
- .-.- No data available at this section
- NA No data available



Horse/Jockey Name	Aunty Hazel
Final Rank	3
Fastest Section Time (Section)	0:10.73 (800m)
Top Speed [km/h] (Section)	67.6 (800m)
Race State	Finished



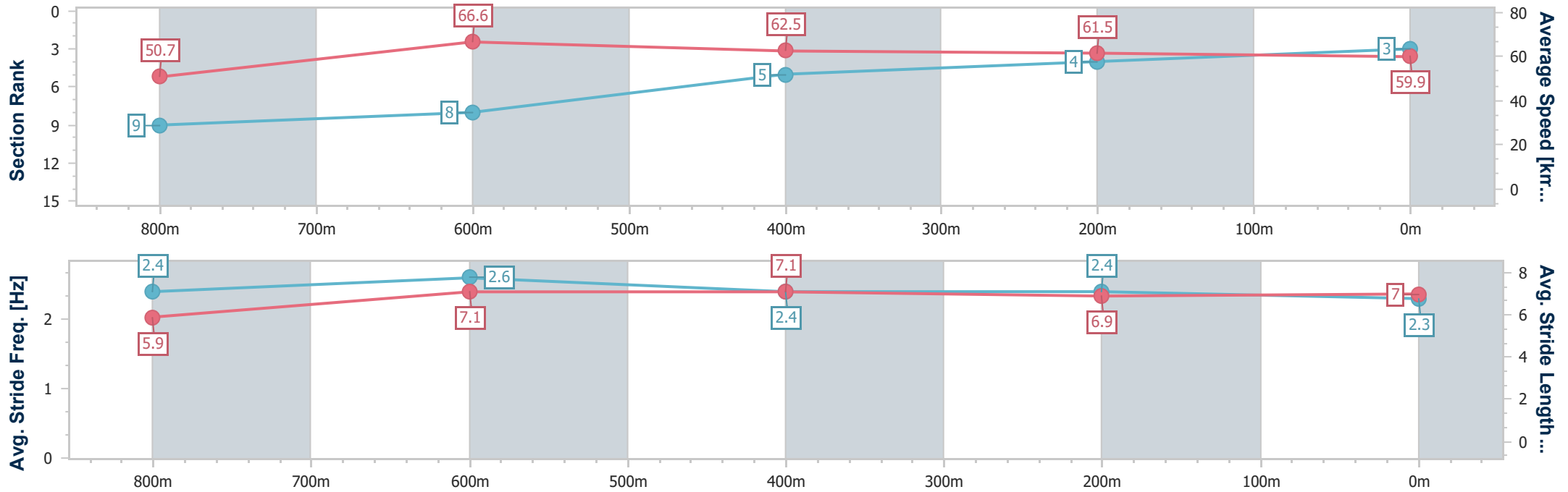
Toowoomba QLD Professional
Race 5: CNW Electrical QTIS Three-Year-Old Maiden Handicap - 1000m



01 July 2023 - 19:25

Track Rating: Good 4, Weather: Fine, Rail Position: +1m Entire

Section	Overall	800m	600m	400m	200m
Section Times	1:00.01 [3] (0:14.22)	0:45.79 [9] (0:10.73)	0:35.06 [8] (0:11.36)	0:23.70 [5] (0:11.71)	0:11.99 [4] (0:11.99)
Average Speed [km/h]	50.7	66.6	62.5	61.5	59.9
Top Speed [km/h]	64.4	67.6	64.2	62.8	61.7
Avg. Dist. to Rail [m]	1.3	2.3	2.5	0.8	0.5
Avg. Stride Freq. [Hz]	2.4	2.6	2.4	2.4	2.3
Avg. Stride Length [m]	5.9	7.1	7.1	6.9	7.0



- [] Ranking at each section and finish
- .-.- No data available at this section
- NA No data available



Horse/Jockey Name	Master Gee
Final Rank	4
Fastest Section Time (Section)	0:10.64 (800m)
Top Speed [km/h] (Section)	69.7 (800m)
Race State	Finished



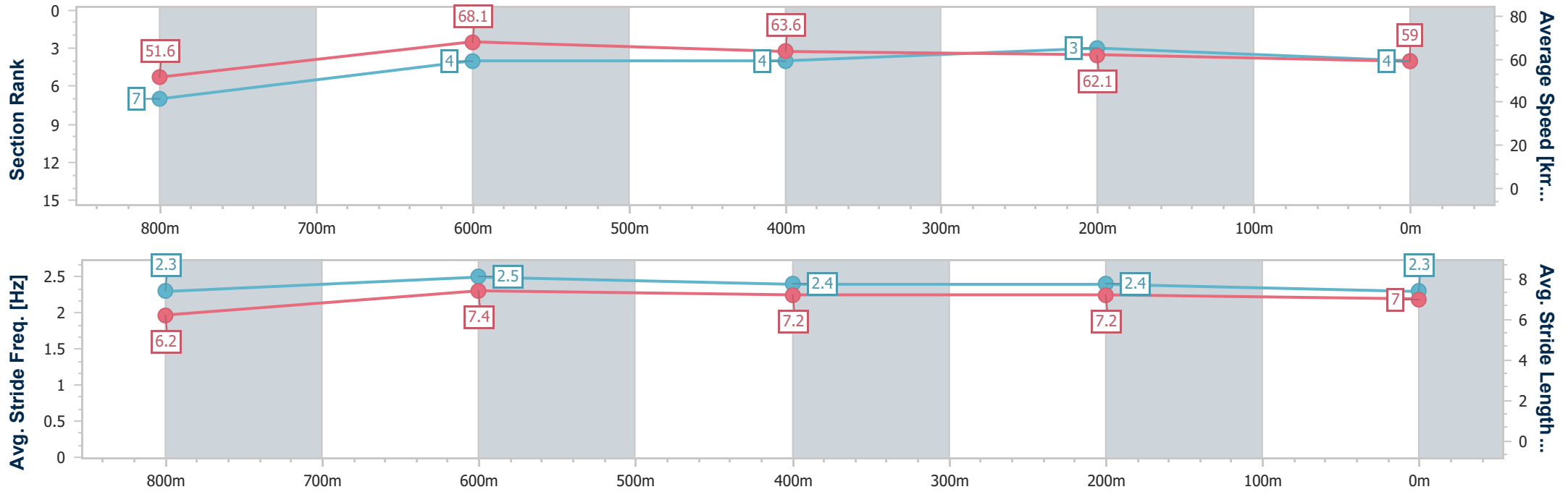
Toowoomba QLD Professional
Race 5: CNW Electrical QTIS Three-Year-Old Maiden Handicap - 1000m



01 July 2023 - 19:25

Track Rating: Good 4, Weather: Fine, Rail Position: +1m Entire

Section	Overall	800m	600m	400m	200m
Section Times	1:00.02 [4] (0:14.10)	0:45.92 [7] (0:10.64)	0:35.28 [4] (0:11.45)	0:23.83 [4] (0:11.67)	0:12.16 [3] (0:12.16)
Average Speed [km/h]	51.6	68.1	63.6	62.1	59.0
Top Speed [km/h]	68.4	69.7	65.1	63.8	61.7
Avg. Dist. to Rail [m]	6.0	2.0	2.2	1.9	2.5
Avg. Stride Freq. [Hz]	2.3	2.5	2.4	2.4	2.3
Avg. Stride Length [m]	6.2	7.4	7.2	7.2	7.0



- [] Ranking at each section and finish
- .-.- No data available at this section
- NA No data available



Horse/Jockey Name	Purezza
Final Rank	5
Fastest Section Time (Section)	0:10.86 (800m)
Top Speed [km/h] (Section)	68.5 (800m)
Race State	Finished



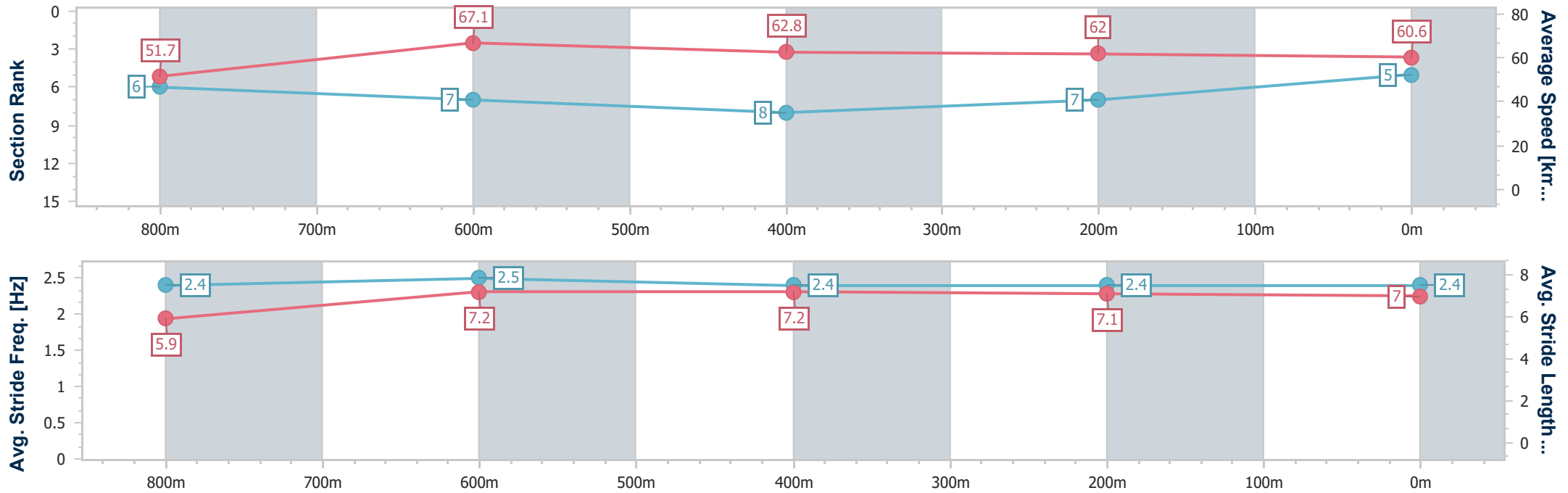
Toowoomba QLD Professional
Race 5: CNW Electrical QTIS Three-Year-Old Maiden Handicap - 1000m



01 July 2023 - 19:25

Track Rating: Good 4, Weather: Fine, Rail Position: +1m Entire

Section	Overall	800m	600m	400m	200m
Section Times	1:00.10 [5] (0:14.09)	0:46.01 [6] (0:10.86)	0:35.15 [7] (0:11.60)	0:23.55 [8] (0:11.70)	0:11.85 [7] (0:11.85)
Average Speed [km/h]	51.7	67.1	62.8	62.0	60.6
Top Speed [km/h]	67.5	68.5	66.3	63.8	61.4
Avg. Dist. to Rail [m]	6.5	3.3	2.2	2.1	2.5
Avg. Stride Freq. [Hz]	2.4	2.5	2.4	2.4	2.4
Avg. Stride Length [m]	5.9	7.2	7.2	7.1	7.0



- [] Ranking at each section and finish
- .-.- No data available at this section
- NA No data available



Horse/Jockey Name	Basil's Gift
Final Rank	6
Fastest Section Time (Section)	0:10.82 (800m)
Top Speed [km/h] (Section)	66.6 (800m)
Race State	Finished



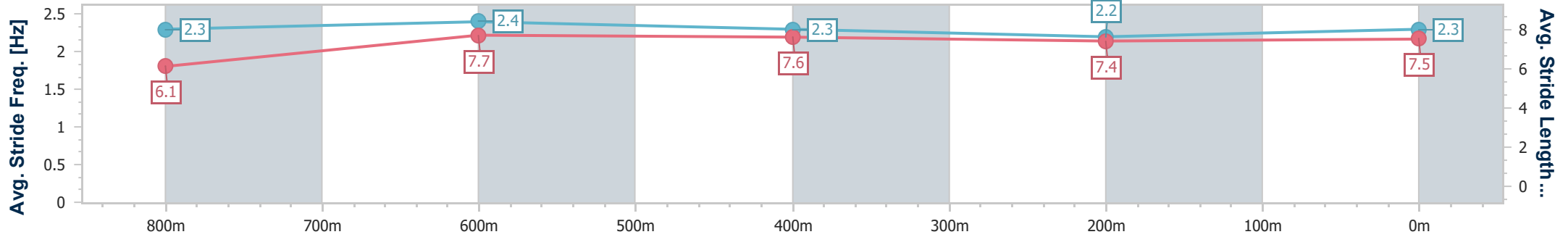
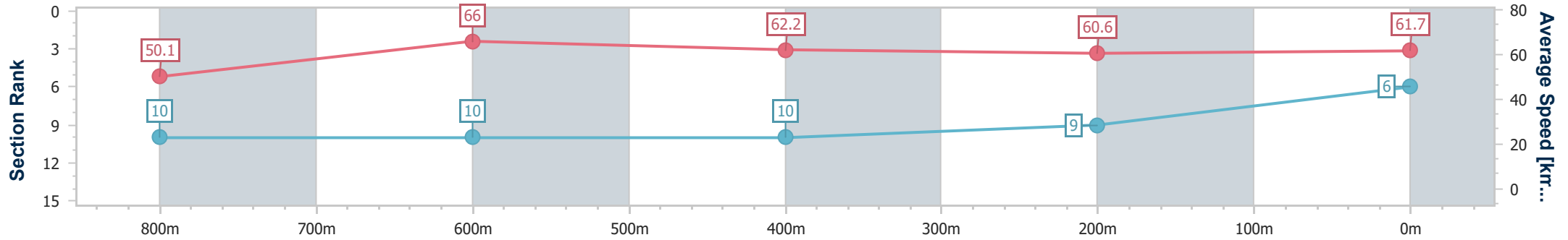
Toowoomba QLD Professional
Race 5: CNW Electrical QTIS Three-Year-Old Maiden Handicap - 1000m



01 July 2023 - 19:25

Track Rating: Good 4, Weather: Fine, Rail Position: +1m Entire

Section	Overall	800m	600m	400m	200m
Section Times	1:00.13 [6] (0:14.36)	0:45.77 [10] (0:10.82)	0:34.95 [10] (0:11.46)	0:23.49 [10] (0:11.85)	0:11.64 [9] (0:11.64)
Average Speed [km/h]	50.1	66.0	62.2	60.6	61.7
Top Speed [km/h]	65.8	66.6	65.0	62.8	62.8
Avg. Dist. to Rail [m]	3.2	2.2	1.8	0.6	1.2
Avg. Stride Freq. [Hz]	2.3	2.4	2.3	2.2	2.3
Avg. Stride Length [m]	6.1	7.7	7.6	7.4	7.5



- [] Ranking at each section and finish
- .-.- No data available at this section
- NA No data available



Horse/Jockey Name	La Bella Diva
Final Rank	7
Fastest Section Time (Section)	0:10.98 (800m)
Top Speed [km/h] (Section)	67.0 (800m)
Race State	Finished



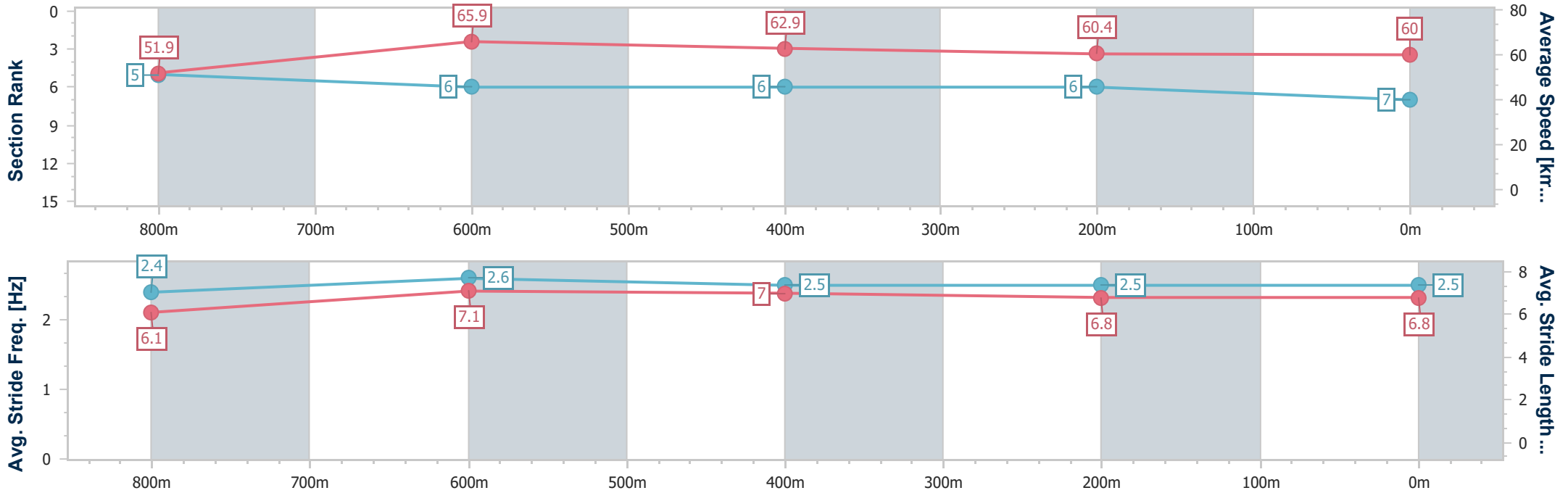
Toowoomba QLD Professional
Race 5: CNW Electrical QTIS Three-Year-Old Maiden Handicap
- 1000m



01 July 2023 - 19:25

Track Rating: Good 4, Weather: Fine, Rail Position: +1m Entire

Section	Overall	800m	600m	400m	200m
Section Times	1:00.21 [7] (0:13.94)	0:46.27 [5] (0:10.98)	0:35.29 [6] (0:11.42)	0:23.87 [6] (0:11.87)	0:12.00 [6] (0:12.00)
Average Speed [km/h]	51.9	65.9	62.9	60.4	60.0
Top Speed [km/h]	65.9	67.0	65.4	61.6	61.1
Avg. Dist. to Rail [m]	4.0	1.3	0.5	0.8	0.9
Avg. Stride Freq. [Hz]	2.4	2.6	2.5	2.5	2.5
Avg. Stride Length [m]	6.1	7.1	7.0	6.8	6.8



- [] Ranking at each section and finish
- .-.- No data available at this section
- NA No data available



Horse/Jockey Name	Sister Georgia
Final Rank	8
Fastest Section Time (Section)	0:11.01 (800m)
Top Speed [km/h] (Section)	67.3 (Overall)
Race State	Finished



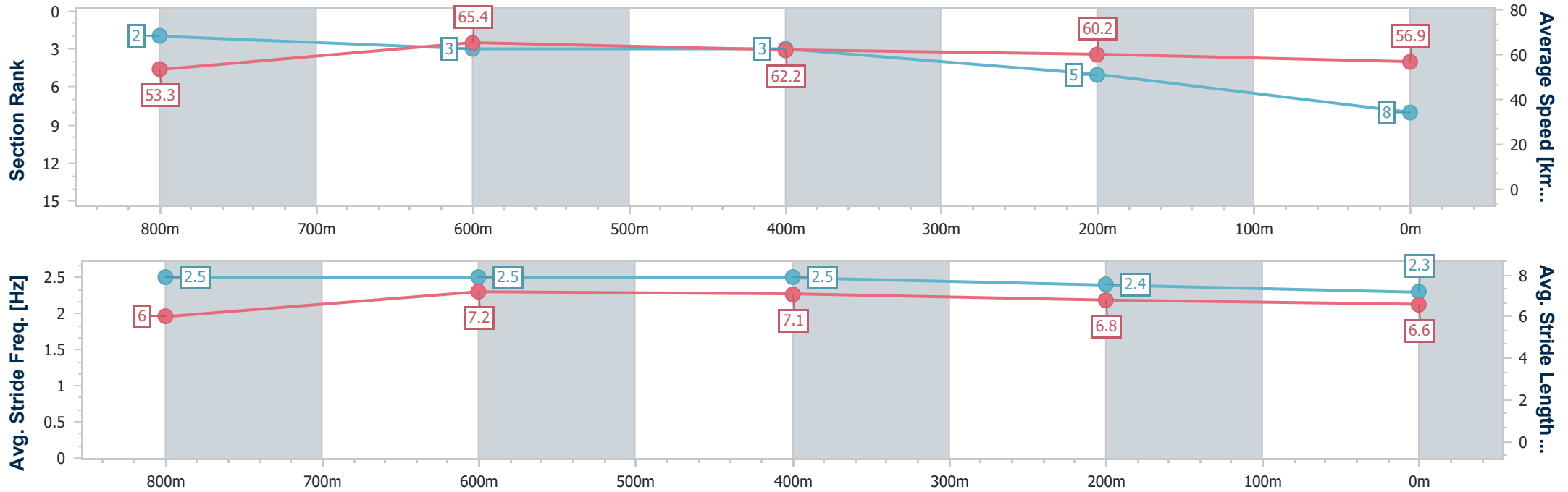
Toowoomba QLD Professional
Race 5: CNW Electrical QTIS Three-Year-Old Maiden Handicap
- 1000m



01 July 2023 - 19:25

Track Rating: Good 4, Weather: Fine, Rail Position: +1m Entire

Section	Overall	800m	600m	400m	200m
Section Times	1:00.75 [8] (0:13.57)	0:47.18 [2] (0:11.01)	0:36.17 [3] (0:11.52)	0:24.65 [3] (0:12.02)	0:12.63 [5] (0:12.63)
Average Speed [km/h]	53.3	65.4	62.2	60.2	56.9
Top Speed [km/h]	67.3	66.5	64.0	63.1	58.7
Avg. Dist. to Rail [m]	4.0	1.0	0.9	2.1	2.5
Avg. Stride Freq. [Hz]	2.5	2.5	2.5	2.4	2.3
Avg. Stride Length [m]	6.0	7.2	7.1	6.8	6.6



- [] Ranking at each section and finish
- .-.- No data available at this section
- NA No data available



Horse/Jockey Name	Squidgen
Final Rank	9
Fastest Section Time (Section)	0:11.02 (800m)
Top Speed [km/h] (Section)	67.6 (Overall)
Race State	Finished



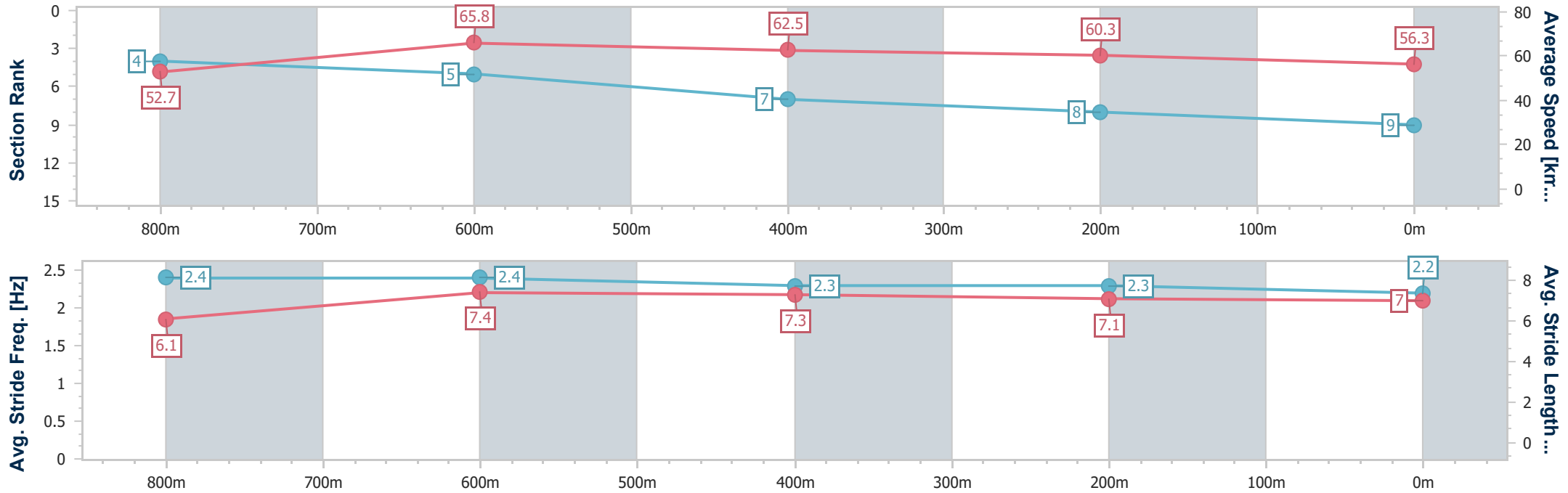
Toowoomba QLD Professional
Race 5: CNW Electrical QTIS Three-Year-Old Maiden Handicap - 1000m



01 July 2023 - 19:25

Track Rating: Good 4, Weather: Fine, Rail Position: +1m Entire

Section	Overall	800m	600m	400m	200m
Section Times	1:01.10 [9] (0:13.75)	0:47.35 [4] (0:11.02)	0:36.33 [5] (0:11.62)	0:24.71 [7] (0:11.96)	0:12.75 [8] (0:12.75)
Average Speed [km/h]	52.7	65.8	62.5	60.3	56.3
Top Speed [km/h]	67.6	67.6	64.6	62.1	58.6
Avg. Dist. to Rail [m]	3.3	2.1	1.9	0.3	1.1
Avg. Stride Freq. [Hz]	2.4	2.4	2.3	2.3	2.2
Avg. Stride Length [m]	6.1	7.4	7.3	7.1	7.0



- [] Ranking at each section and finish
- .-.- No data available at this section
- NA No data available



Horse/Jockey Name	Traconi's Pride
Final Rank	10
Fastest Section Time (Section)	0:10.96 (800m)
Top Speed [km/h] (Section)	66.9 (Overall)
Race State	Finished



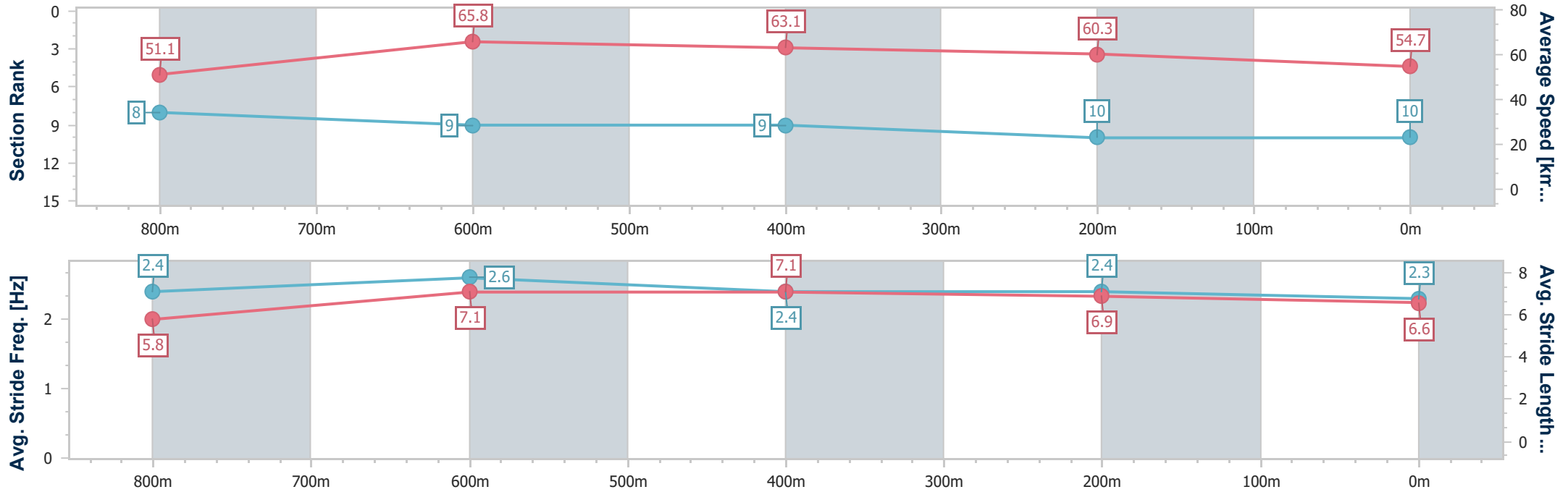
Toowoomba QLD Professional
Race 5: CNW Electrical QTIS Three-Year-Old Maiden Handicap - 1000m



01 July 2023 - 19:25

Track Rating: Good 4, Weather: Fine, Rail Position: +1m Entire

Section	Overall	800m	600m	400m	200m
Section Times	1:01.74 [10] (0:14.17)	0:47.57 [8] (0:10.96)	0:36.61 [9] (0:11.47)	0:25.14 [9] (0:12.00)	0:13.14 [10] (0:13.14)
Average Speed [km/h]	51.1	65.8	63.1	60.3	54.7
Top Speed [km/h]	66.9	66.9	65.1	62.8	57.6
Avg. Dist. to Rail [m]	4.0	0.4	1.1	2.0	2.7
Avg. Stride Freq. [Hz]	2.4	2.6	2.4	2.4	2.3
Avg. Stride Length [m]	5.8	7.1	7.1	6.9	6.6



- [] Ranking at each section and finish
- .-.- No data available at this section
- NA No data available