



Eagle Farm QLD Professional

Race 6: LADBROKES HUB QTIS Three-Year-Old BENCHMARK 68 Handicap - 1200m

05 July 2023 - 15:28



BRISBANE
RACING CLUB

Track Rating: Soft 6, Weather: Overcast, Rail Position: +10m Entire Course

Section												Last 600m		
Field Times												0:36.58		
	Overall	1000m	800m	600m	400m	200m								
	1:12.55 (0:13.23)	0:59.32 (0:10.98)	0:48.34 (0:11.76)	0:36.58 (0:11.80)	0:24.78 (0:12.02)	0:12.76 (0:12.76)								
Rank	TAB	Horse/Jockey	Barrier	Top Speed [km/h]	Fastest Section							Margin	Distance Travelled [m]	
1	5	NORTHERN DECREE Martin Harley	10	67.3 Overall	0:11.11 1000m	1:12.55 [1] (0:13.56)	0:58.99 [7] (0:11.11)	0:47.88 [6] (0:11.84)	0:36.04 [6] (0:11.78)	0:24.26 [6] (0:11.60)	0:12.66 [2] (0:12.66)	1:12.55	0:36.04	
2	6	MAKE IT FLASHY Jaden Lloyd	6	68.0 1000m	0:11.09 1000m	1:12.85 [2] (0:13.78)	0:59.07 [8] (0:11.09)	0:47.98 [8] (0:11.77)	0:36.21 [8] (0:11.85)	0:24.36 [8] (0:11.68)	0:12.68 [4] (0:12.68)	1.8L	0:36.21	-5
3	10	VIMINELE Georgina Cartwright	2	67.9 Overall	0:10.99 1000m	1:13.08 [3] (0:13.31)	0:59.77 [3] (0:10.99)	0:48.78 [4] (0:11.93)	0:36.85 [5] (0:11.99)	0:24.86 [5] (0:12.07)	0:12.79 [6] (0:12.79)	3.12L	0:36.85	-2
4	12	SAWEETIE Ben Thompson	11	69.1 1000m	0:11.03 1000m	1:13.27 [4] (0:13.33)	0:59.94 [4] (0:11.03)	0:48.91 [5] (0:11.83)	0:37.08 [3] (0:11.87)	0:25.21 [2] (0:12.06)	0:13.15 [3] (0:13.15)	4.26L	0:37.08	+3
5	1	THELWELL Cejay Graham	3	70.4 1000m	0:10.82 1000m	1:13.32 [5] (0:13.39)	0:59.93 [5] (0:10.82)	0:49.11 [1] (0:11.76)	0:37.35 [1] (0:11.80)	0:25.55 [1] (0:12.02)	0:13.53 [1] (0:13.53)	4.55L	0:37.35	-7
6	7	BEAN GROOVY Tegan Harrison	5	69.3 Overall	0:11.07 1000m	1:13.83 [6] (0:13.23)	1:00.60 [1] (0:11.07)	0:49.53 [3] (0:11.85)	0:37.68 [2] (0:11.92)	0:25.76 [3] (0:12.10)	0:13.66 [5] (0:13.66)	7.53L	0:37.68	+0
7	14	CHEROKEE GIRL Angela Jones	13	66.4 1000m	0:11.22 1000m	1:14.31 [7] (0:13.47)	1:00.84 [6] (0:11.22)	0:49.62 [7] (0:11.85)	0:37.77 [7] (0:11.90)	0:25.87 [7] (0:12.16)	0:13.71 [7] (0:13.71)	10.35L	0:37.77	+1
8	8	NOTED Samantha Collett	1	68.6 1000m	0:11.01 1000m	1:16.53 [8] (0:13.29)	1:03.24 [2] (0:11.01)	0:52.23 [2] (0:11.92)	0:40.31 [4] (0:11.98)	0:28.33 [4] (0:12.61)	0:15.72 [8] (0:15.72)	23.41L	0:40.31	+4

Scratched: Ciccone (#11), King Of Wanchai (#4), Spillify (#9), Mishani Warfare (#3), Rose Of Shiraz (#2), Fire Love (#13)

[] Ranking at each section and finish
-:-:- No data available at this section
NA No data available

SCN Saddle cloth number
DNF Did not finish
DNT Did not track



Horse/Jockey Name	Northern Decree
Final Rank	1
Fastest Section Time (Section)	0:11.11 (1000m)
Top Speed [km/h] (Section)	67.3 (Overall)
Race State	Finished

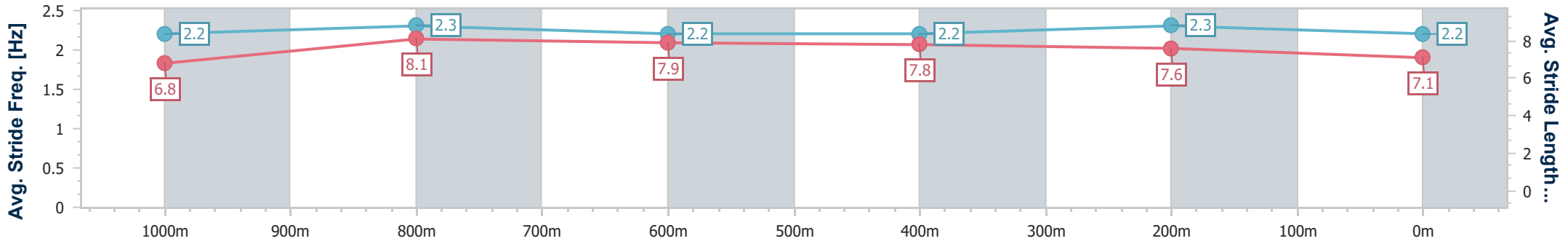
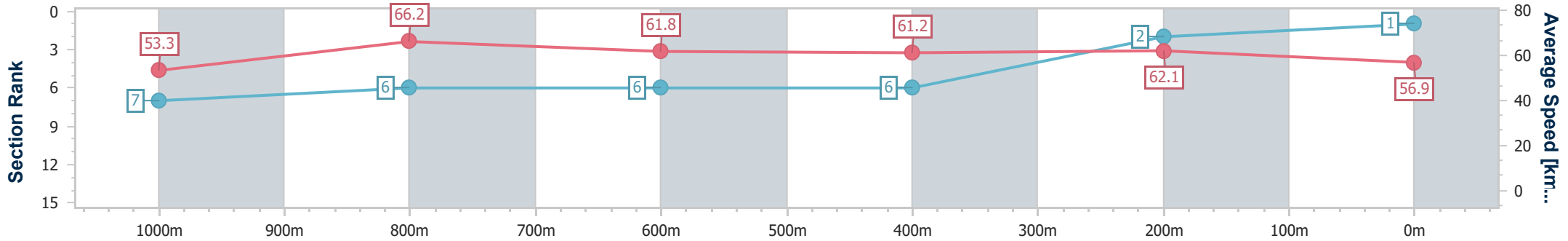


Eagle Farm QLD Professional
 Race 6: LADBROKES HUB QTIS Three-Year-Old BENCHMARK
 68 Handicap - 1200m
 05 July 2023 - 15:28
 Track Rating: Soft 6, Weather: Overcast, Rail Position: +10m Entire Course



BRISBANE
 RACING CLUB

Section	Overall	1000m	800m	600m	400m	200m
Section Times	1:12.55 [1] (0:13.56)	0:58.99 [7] (0:11.11)	0:47.88 [6] (0:11.84)	0:36.04 [6] (0:11.78)	0:24.26 [6] (0:11.60)	0:12.66 [2] (0:12.66)
Average Speed [km/h]	53.3	66.2	61.8	61.2	62.1	56.9
Top Speed [km/h]	67.3	67.0	64.4	62.3	63.2	60.3
Avg. Dist. to Rail [m]	4.5	4.6	3.3	0.6	0.3	0.6
Avg. Stride Freq. [Hz]	2.2	2.3	2.2	2.2	2.3	2.2
Avg. Stride Length [m]	6.8	8.1	7.9	7.8	7.6	7.1



- [] Ranking at each section and finish
- .-.- No data available at this section
- NA No data available



Horse/Jockey Name	Make It Flashy
Final Rank	2
Fastest Section Time (Section)	0:11.09 (1000m)
Top Speed [km/h] (Section)	68.0 (1000m)
Race State	Finished

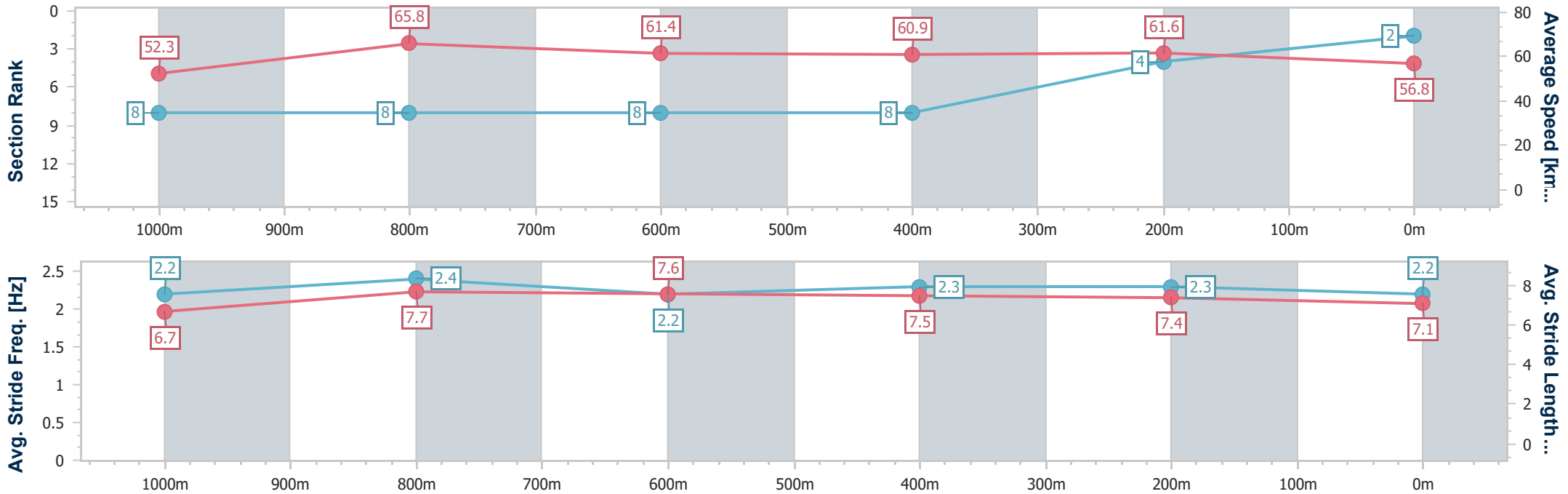


Eagle Farm QLD Professional
 Race 6: LADBROKES HUB QTIS Three-Year-Old BENCHMARK
 68 Handicap - 1200m
 05 July 2023 - 15:28
 Track Rating: Soft 6, Weather: Overcast, Rail Position: +10m Entire Course



BRISBANE
 RACING CLUB

Section	Overall	1000m	800m	600m	400m	200m
Section Times	1:12.85 [2] (0:13.78)	0:59.07 [8] (0:11.09)	0:47.98 [8] (0:11.77)	0:36.21 [8] (0:11.85)	0:24.36 [8] (0:11.68)	0:12.68 [4] (0:12.68)
Average Speed [km/h]	52.3	65.8	61.4	60.9	61.6	56.8
Top Speed [km/h]	67.8	68.0	65.4	62.1	63.4	60.4
Avg. Dist. to Rail [m]	3.1	2.3	1.2	0.5	1.1	2.8
Avg. Stride Freq. [Hz]	2.2	2.4	2.2	2.3	2.3	2.2
Avg. Stride Length [m]	6.7	7.7	7.6	7.5	7.4	7.1



- [] Ranking at each section and finish
- .-.- No data available at this section
- NA No data available



Horse/Jockey Name	Viminele
Final Rank	3
Fastest Section Time (Section)	0:10.99 (1000m)
Top Speed [km/h] (Section)	67.9 (Overall)
Race State	Finished

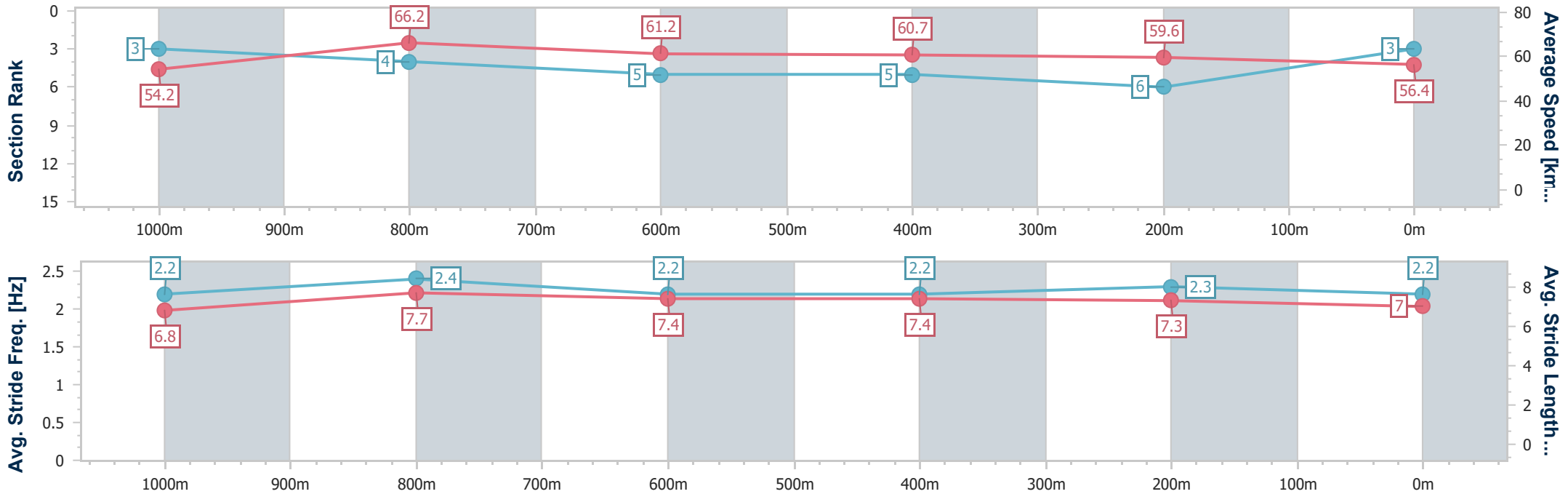


Eagle Farm QLD Professional
 Race 6: LADBROKES HUB QTIS Three-Year-Old BENCHMARK
 68 Handicap - 1200m
 05 July 2023 - 15:28
 Track Rating: Soft 6, Weather: Overcast, Rail Position: +10m Entire Course



BRISBANE
 RACING CLUB

Section	Overall	1000m	800m	600m	400m	200m
Section Times	1:13.08 [3] (0:13.31)	0:59.77 [3] (0:10.99)	0:48.78 [4] (0:11.93)	0:36.85 [5] (0:11.99)	0:24.86 [5] (0:12.07)	0:12.79 [6] (0:12.79)
Average Speed [km/h]	54.2	66.2	61.2	60.7	59.6	56.4
Top Speed [km/h]	67.9	67.2	63.3	61.4	62.1	58.1
Avg. Dist. to Rail [m]	1.6	1.9	2.8	2.3	3.8	5.1
Avg. Stride Freq. [Hz]	2.2	2.4	2.2	2.2	2.3	2.2
Avg. Stride Length [m]	6.8	7.7	7.4	7.4	7.3	7.0



- [] Ranking at each section and finish
- .-.- No data available at this section
- NA No data available



Horse/Jockey Name	Saweetie
Final Rank	4
Fastest Section Time (Section)	0:11.03 (1000m)
Top Speed [km/h] (Section)	69.1 (1000m)
Race State	Finished

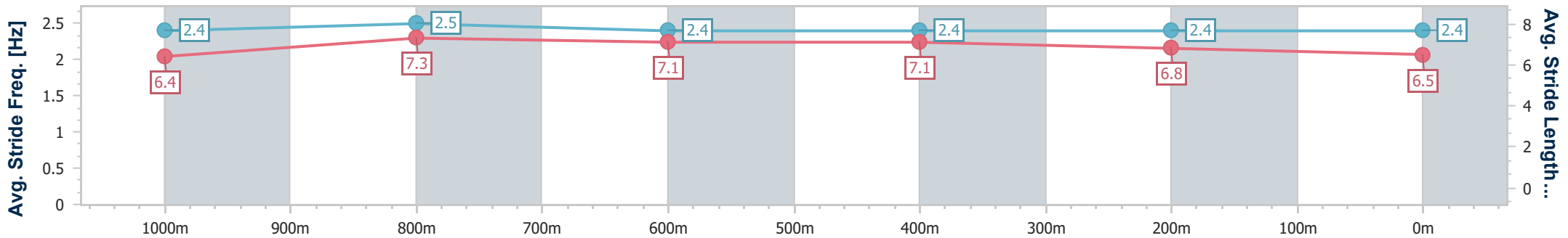
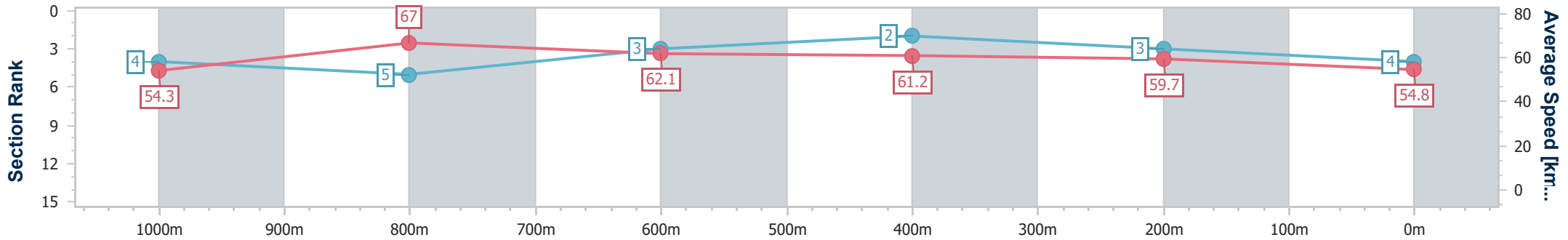


Eagle Farm QLD Professional
 Race 6: LADBROKES HUB QTIS Three-Year-Old BENCHMARK
 68 Handicap - 1200m
 05 July 2023 - 15:28
 Track Rating: Soft 6, Weather: Overcast, Rail Position: +10m Entire Course



BRISBANE
 RACING CLUB

Section	Overall	1000m	800m	600m	400m	200m
Section Times	1:13.27 [4] (0:13.33)	0:59.94 [4] (0:11.03)	0:48.91 [5] (0:11.83)	0:37.08 [3] (0:11.87)	0:25.21 [2] (0:12.06)	0:13.15 [3] (0:13.15)
Average Speed [km/h]	54.3	67.0	62.1	61.2	59.7	54.8
Top Speed [km/h]	68.1	69.1	64.6	62.9	62.0	57.5
Avg. Dist. to Rail [m]	6.0	5.3	4.1	2.2	3.5	6.5
Avg. Stride Freq. [Hz]	2.4	2.5	2.4	2.4	2.4	2.4
Avg. Stride Length [m]	6.4	7.3	7.1	7.1	6.8	6.5



- [] Ranking at each section and finish
- .-.- No data available at this section
- NA No data available



Horse/Jockey Name	Thelwell
Final Rank	5
Fastest Section Time (Section)	0:10.82 (1000m)
Top Speed [km/h] (Section)	70.4 (1000m)
Race State	Finished

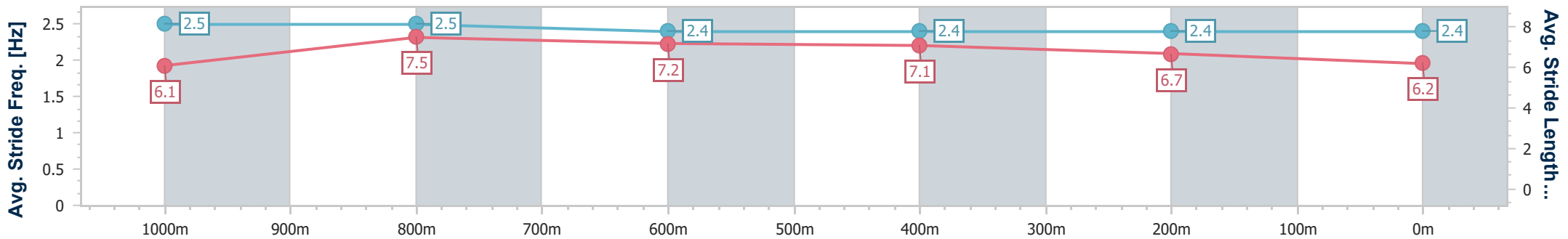
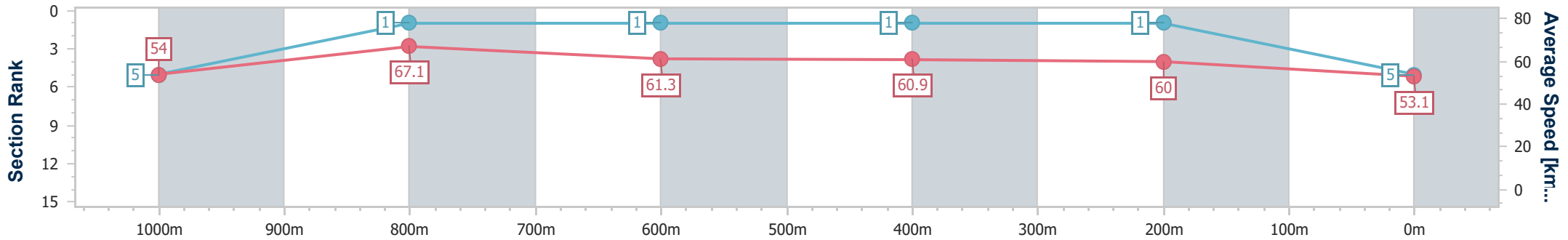


Eagle Farm QLD Professional
 Race 6: LADBROKES HUB QTIS Three-Year-Old BENCHMARK
 68 Handicap - 1200m
 05 July 2023 - 15:28
 Track Rating: Soft 6, Weather: Overcast, Rail Position: +10m Entire Course



BRISBANE RACING CLUB

Section	Overall	1000m	800m	600m	400m	200m
Section Times	1:13.32 [5] (0:13.39)	0:59.93 [5] (0:10.82)	0:49.11 [1] (0:11.76)	0:37.35 [1] (0:11.80)	0:25.55 [1] (0:12.02)	0:13.53 [1] (0:13.53)
Average Speed [km/h]	54.0	67.1	61.3	60.9	60.0	53.1
Top Speed [km/h]	68.4	70.4	63.8	62.3	61.4	57.7
Avg. Dist. to Rail [m]	2.9	1.8	0.3	0.5	2.2	2.7
Avg. Stride Freq. [Hz]	2.5	2.5	2.4	2.4	2.4	2.4
Avg. Stride Length [m]	6.1	7.5	7.2	7.1	6.7	6.2



- [] Ranking at each section and finish
- .-.- No data available at this section
- NA No data available



Horse/Jockey Name	Bean Groovy
Final Rank	6
Fastest Section Time (Section)	0:11.07 (1000m)
Top Speed [km/h] (Section)	69.3 (Overall)
Race State	Finished

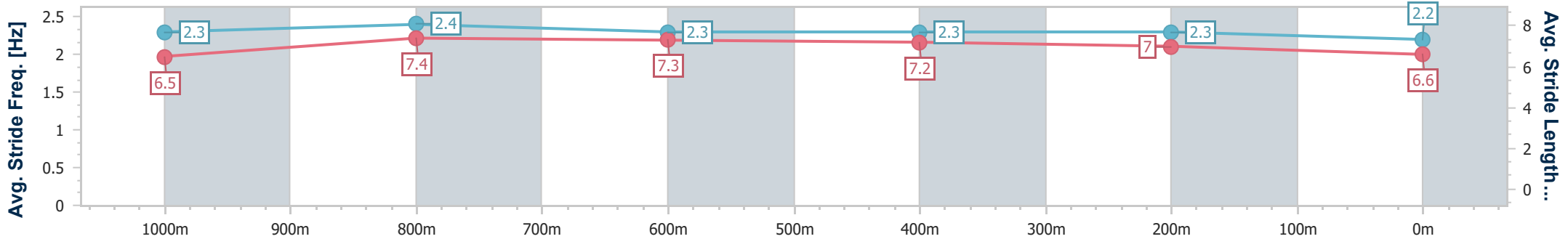
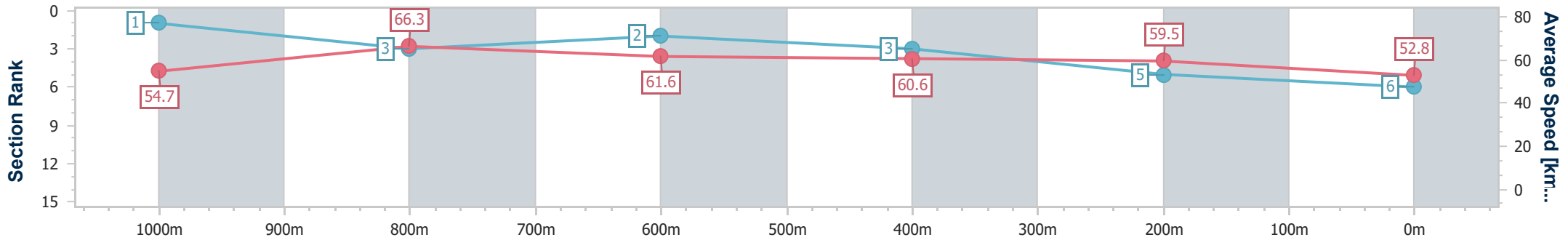


Eagle Farm QLD Professional
 Race 6: LADBROKES HUB QTIS Three-Year-Old BENCHMARK
 68 Handicap - 1200m
 05 July 2023 - 15:28
 Track Rating: Soft 6, Weather: Overcast, Rail Position: +10m Entire Course



BRISBANE
 RACING CLUB

Section	Overall	1000m	800m	600m	400m	200m
Section Times	1:13.83 [6] (0:13.23)	1:00.60 [1] (0:11.07)	0:49.53 [3] (0:11.85)	0:37.68 [2] (0:11.92)	0:25.76 [3] (0:12.10)	0:13.66 [5] (0:13.66)
Average Speed [km/h]	54.7	66.3	61.6	60.6	59.5	52.8
Top Speed [km/h]	69.3	69.2	64.6	62.1	61.9	56.1
Avg. Dist. to Rail [m]	3.3	4.1	2.8	1.4	2.9	2.7
Avg. Stride Freq. [Hz]	2.3	2.4	2.3	2.3	2.3	2.2
Avg. Stride Length [m]	6.5	7.4	7.3	7.2	7.0	6.6



- [] Ranking at each section and finish
- .-.- No data available at this section
- NA No data available



Horse/Jockey Name	Cherokee Girl
Final Rank	7
Fastest Section Time (Section)	0:11.22 (1000m)
Top Speed [km/h] (Section)	66.4 (1000m)
Race State	Finished

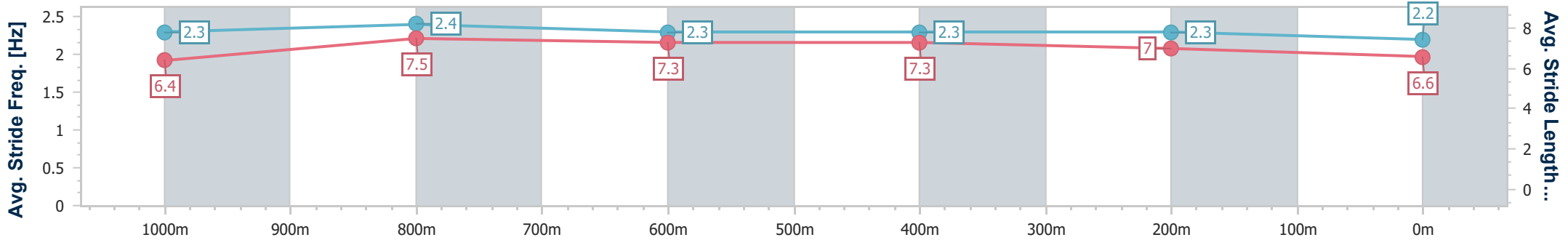
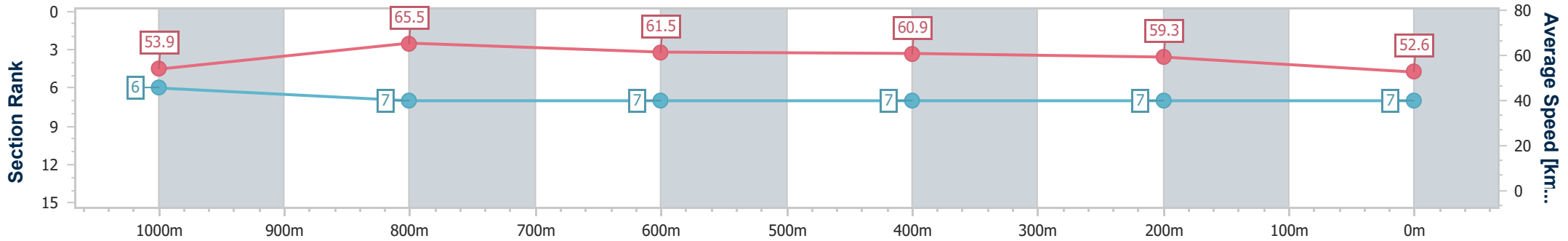


Eagle Farm QLD Professional
 Race 6: LADBROKES HUB QTIS Three-Year-Old BENCHMARK
 68 Handicap - 1200m
 05 July 2023 - 15:28
 Track Rating: Soft 6, Weather: Overcast, Rail Position: +10m Entire Course



BRISBANE RACING CLUB

Section	Overall	1000m	800m	600m	400m	200m
Section Times	1:14.31 [7] (0:13.47)	1:00.84 [6] (0:11.22)	0:49.62 [7] (0:11.85)	0:37.77 [7] (0:11.90)	0:25.87 [7] (0:12.16)	0:13.71 [7] (0:13.71)
Average Speed [km/h]	53.9	65.5	61.5	60.9	59.3	52.6
Top Speed [km/h]	66.1	66.4	66.0	62.1	62.2	56.6
Avg. Dist. to Rail [m]	6.9	4.2	3.3	1.6	3.9	5.3
Avg. Stride Freq. [Hz]	2.3	2.4	2.3	2.3	2.3	2.2
Avg. Stride Length [m]	6.4	7.5	7.3	7.3	7.0	6.6



- [] Ranking at each section and finish
- .-.- No data available at this section
- NA No data available



Horse/Jockey Name	Noted
Final Rank	8
Fastest Section Time (Section)	0:11.01 (1000m)
Top Speed [km/h] (Section)	68.6 (1000m)
Race State	Finished

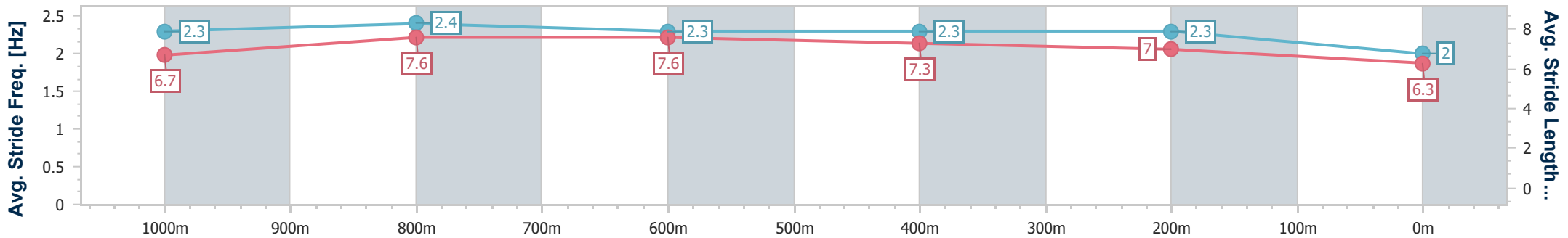
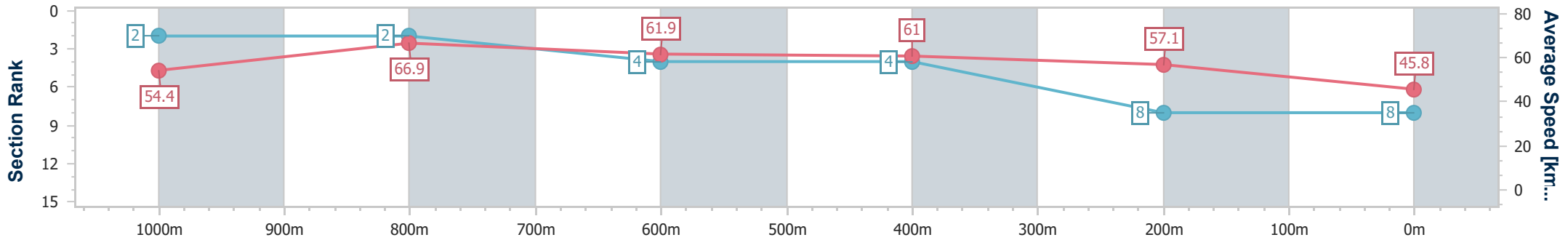


Eagle Farm QLD Professional
 Race 6: LADBROKES HUB QTIS Three-Year-Old BENCHMARK
 68 Handicap - 1200m
 05 July 2023 - 15:28
 Track Rating: Soft 6, Weather: Overcast, Rail Position: +10m Entire Course



BRISBANE
 RACING CLUB

Section	Overall	1000m	800m	600m	400m	200m
Section Times	1:16.53 [8] (0:13.29)	1:03.24 [2] (0:11.01)	0:52.23 [2] (0:11.92)	0:40.31 [4] (0:11.98)	0:28.33 [4] (0:12.61)	0:15.72 [8] (0:15.72)
Average Speed [km/h]	54.4	66.9	61.9	61.0	57.1	45.8
Top Speed [km/h]	68.4	68.6	62.6	61.5	60.4	53.5
Avg. Dist. to Rail [m]	1.5	5.0	5.6	3.3	2.9	2.2
Avg. Stride Freq. [Hz]	2.3	2.4	2.3	2.3	2.3	2.0
Avg. Stride Length [m]	6.7	7.6	7.6	7.3	7.0	6.3



- [] Ranking at each section and finish
- .-.- No data available at this section
- NA No data available