



Toowoomba QLD Professional
Race 1: RDO EQUIPMENT JOHN DEERE RATINGS BAND 0 - 58 Handicap
- 1300m
08 July 2023 - 17:04



Track Rating: Soft 5, Weather: Fine, Rail Position: +3m Entire

Section		Overall	1200m	1000m	800m	600m	400m	Last 600m				
Field Times		1:19.59 (0:08.48)	1:11.11 (0:11.01)	1:00.10 (0:11.54)	0:48.56 (0:12.04)	0:36.52 (0:11.95)	0:24.57 (0:11.99)	0:36.52				
Rank	TAB Horse/Jockey	Barrier	Top Speed [km/h]	Fastest Section	Distance Travelled [m]							
1	4 WHERE'S TEKAY NOW Nathan Fazackerley	4	67.1 1200m	0:08.48 Overall	1:19.59 [1] (0:08.48)	1:11.11 [1] (0:11.01)	1:00.10 [1] (0:11.54)	0:48.56 [1] (0:12.04)	0:36.52 [1] (0:11.95)	0:24.57 [1] (0:11.99)	0:36.52	
2	2 RELICTA Olivia Webb	9	66.9 1200m	0:08.81 Overall	1:19.74 [2] (0:08.81)	1:10.93 [3] (0:11.12)	0:59.81 [4] (0:11.50)	0:48.31 [4] (0:12.11)	0:36.20 [4] (0:12.06)	0:24.14 [4] (0:11.90)	0:36.20	+2
3	10 SHERWOOD'S ONE Adam Spinks	5	67.0 1200m	0:08.86 Overall	1:19.86 [3] (0:08.86)	1:11.00 [5] (0:11.05)	0:59.95 [3] (0:11.48)	0:48.47 [3] (0:11.89)	0:36.58 [3] (0:11.99)	0:24.59 [3] (0:12.11)	0:36.58	+0
4	7 EYE SHOOT TO WIN Casey Waddell	10	66.1 1200m	0:08.82 Overall	1:19.88 [4] (0:08.82)	1:11.06 [4] (0:11.22)	0:59.84 [5] (0:11.59)	0:48.25 [5] (0:12.12)	0:36.13 [5] (0:11.86)	0:24.27 [5] (0:12.02)	0:36.13	+2
5	9 CITROUILLE Alisha Donald	12	65.3 1200m	0:09.17 Overall	1:20.05 [5] (0:09.17)	1:10.88 [9] (0:11.26)	0:59.62 [7] (0:11.56)	0:48.06 [7] (0:11.94)	0:36.12 [7] (0:12.19)	0:23.93 [8] (0:11.89)	0:36.12	+3
6	11 SHATTER PROOF Kenji Yoshida	6	66.6 1200m	0:08.51 Overall	1:20.13 [6] (0:08.51)	1:11.62 [2] (0:11.07)	1:00.55 [2] (0:11.59)	0:48.96 [2] (0:12.01)	0:36.95 [2] (0:11.94)	0:25.01 [2] (0:12.18)	0:36.95	+4
7	12 ZEITAKUNA Nozi Tomizawa	17	64.2 1200m	0:09.11 Overall	1:20.27 [7] (0:09.11)	1:11.16 [7] (0:11.53)	0:59.63 [10] (0:11.74)	0:47.89 [10] (0:11.83)	0:36.06 [10] (0:12.02)	0:24.04 [10] (0:11.69)	0:36.06	+4
8	6 EUPHRATES Montanna Savva	14	64.7 1200m	0:09.06 Overall	1:20.59 [8] (0:09.06)	1:11.53 [6] (0:11.39)	1:00.14 [8] (0:11.70)	0:48.44 [8] (0:11.82)	0:36.62 [8] (0:12.04)	0:24.58 [7] (0:12.09)	0:36.62	+3
9	5 OUTLAW JOSEY WALES Sariah Champkin	13	65.2 1200m	0:09.16 Overall	1:20.77 [9] (0:09.16)	1:11.61 [8] (0:11.43)	1:00.18 [9] (0:11.56)	0:48.62 [9] (0:11.96)	0:36.66 [9] (0:12.07)	0:24.59 [9] (0:11.96)	0:36.66	-2
10	3 DEMON DELIVERA Leeanne McCoy	15	67.8 1200m	0:09.42 Overall	1:21.14 [10] (0:09.42)	1:11.72 [10] (0:10.94)	1:00.78 [6] (0:11.45)	0:49.33 [6] (0:11.97)	0:37.36 [6] (0:12.03)	0:25.33 [6] (0:12.29)	0:37.36	-1

Scratched: Biggie (#1), Smiling Zac (#8), Amber One (#13), Abb Roy (#14), Bull Dimple Rum (#15), Sisyphean (#16), Zabcan (#17), Arlizar (#18)



Toowoomba QLD Professional
Race 1: RDO EQUIPMENT JOHN DEERE RATINGS BAND 0 - 58 Handicap
- 1300m
08 July 2023 - 17:04



Track Rating: Soft 5, Weather: Fine, Rail Position: +3m Entire

Section				200m				Last 600m	
Field Times				0:12.58 (0:12.58)				0:36.52	
Rank	TAB	Horse/Jockey	Barrier	Top Speed [km/h]	Fastest Section	Margin			Distance Travelled [m]
1	4	WHERE'S TEKAY NOW Nathan Fazackerley	4	67.1 1200m	0:08.48 Overall	0:12.58 [1] (0:12.58)	1:19.59		0:36.52
2	2	RELICTA Olivia Webb	9	66.9 1200m	0:08.81 Overall	0:12.24 [4] (0:12.24)	0.8L		0:36.20 +2
3	10	SHERWOOD'S ONE Adam Spinks	5	67.0 1200m	0:08.86 Overall	0:12.48 [3] (0:12.48)	1.3L		0:36.58 +0
4	7	EYE SHOOT TO WIN Casey Waddell	10	66.1 1200m	0:08.82 Overall	0:12.25 [5] (0:12.25)	1.4L		0:36.13 +2
5	9	CITROUILLE Alisha Donald	12	65.3 1200m	0:09.17 Overall	0:12.04 [7] (0:12.04)	2.4L		0:36.12 +3
6	11	SHATTER PROOF Kenji Yoshida	6	66.6 1200m	0:08.51 Overall	0:12.83 [2] (0:12.83)	2.8L		0:36.95 +4
7	12	ZEITAKUNA Nozi Tomizawa	17	64.2 1200m	0:09.11 Overall	0:12.35 [6] (0:12.35)	3.6L		0:36.06 +4
8	6	EUPHRATES Montanna Savva	14	64.7 1200m	0:09.06 Overall	0:12.49 [8] (0:12.49)	5.4L		0:36.62 +3
9	5	OUTLAW JOSEY WALES Sariah Champkin	13	65.2 1200m	0:09.16 Overall	0:12.63 [10] (0:12.63)	6.4L		0:36.66 -2
10	3	DEMON DELIVERA Leeanne McCoy	15	67.8 1200m	0:09.42 Overall	0:13.04 [9] (0:13.04)	8.4L		0:37.36 -1

Scratched: Biggie (#1), Smiling Zac (#8), Amber One (#13), Abb Roy (#14), Bull Dimple Rum (#15), Sisyphean (#16), Zabcan (#17), Arlizar (#18)



Horse/Jockey Name	Where's Tekay Now
Final Rank	1
Fastest Section Time (Section)	0:08.48 (Overall)
Top Speed [km/h] (Section)	67.1 (1200m)
Race State	Finished

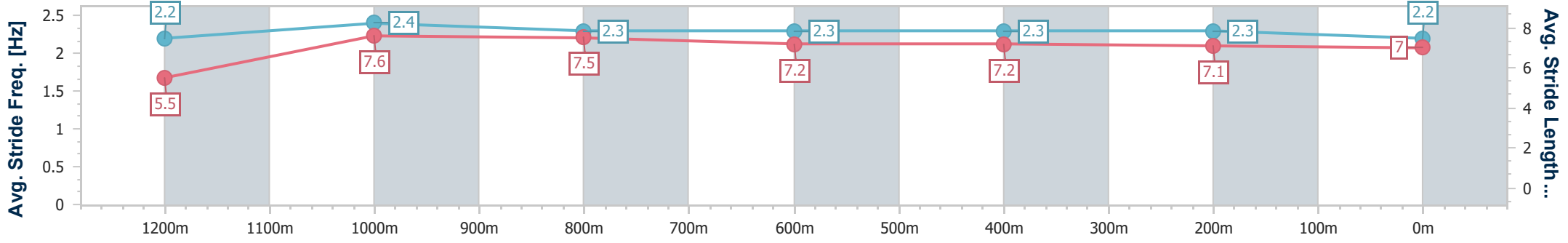
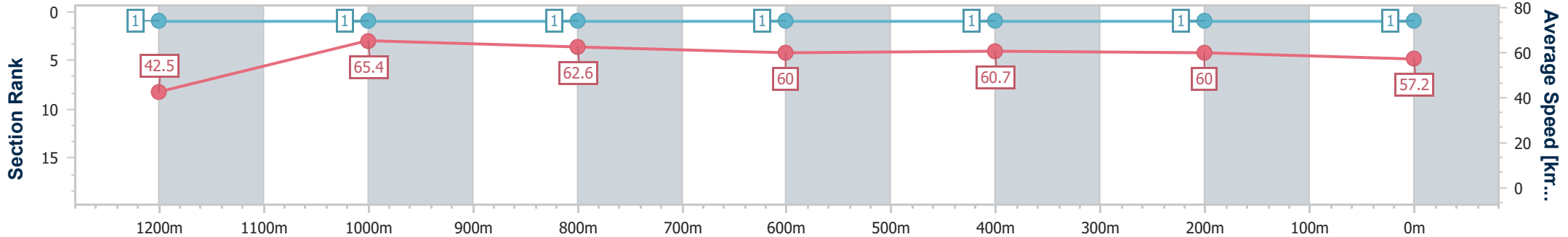


Toowoomba QLD Professional
 Race 1: RDO EQUIPMENT JOHN DEERE RATINGS BAND 0 - 58
 Handicap - 1300m
 08 July 2023 - 17:04



Track Rating: Soft 5, Weather: Fine, Rail Position: +3m Entire

Section	Overall	1200m	1000m	800m	600m	400m	200m
Section Times	1:19.59 [1] (0:08.48)	1:11.11 [1] (0:11.01)	1:00.10 [1] (0:11.54)	0:48.56 [1] (0:12.04)	0:36.52 [1] (0:11.95)	0:24.57 [1] (0:11.99)	0:12.58 [1] (0:12.58)
Average Speed [km/h]	42.5	65.4	62.6	60.0	60.7	60.0	57.2
Top Speed [km/h]	64.7	67.1	65.4	61.2	61.5	61.3	58.7
Avg. Dist. to Rail [m]	2.3	0.8	1.0	1.5	1.3	0.3	0.4
Avg. Stride Freq. [Hz]	2.2	2.4	2.3	2.3	2.3	2.3	2.2
Avg. Stride Length [m]	5.5	7.6	7.5	7.2	7.2	7.1	7.0



- [] Ranking at each section and finish
- .-.- No data available at this section
- NA No data available



Horse/Jockey Name	Relicta
Final Rank	2
Fastest Section Time (Section)	0:08.81 (Overall)
Top Speed [km/h] (Section)	66.9 (1200m)
Race State	Finished

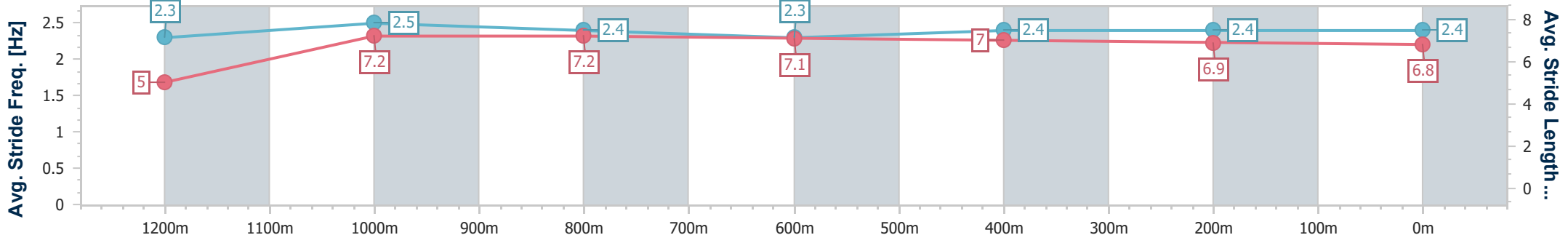
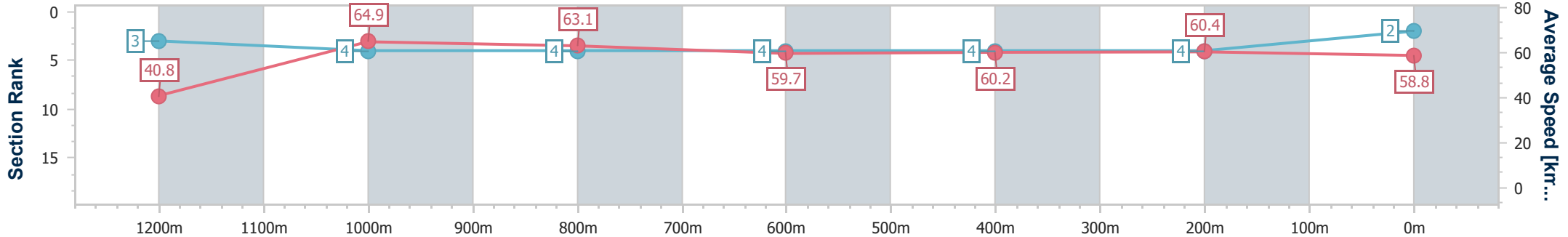


Toowoomba QLD Professional
 Race 1: RDO EQUIPMENT JOHN DEERE RATINGS BAND 0 - 58
 Handicap - 1300m
 08 July 2023 - 17:04



Track Rating: Soft 5, Weather: Fine, Rail Position: +3m Entire

Section	Overall	1200m	1000m	800m	600m	400m	200m
Section Times	1:19.74 [2] (0:08.81)	1:10.93 [3] (0:11.12)	0:59.81 [4] (0:11.50)	0:48.31 [4] (0:12.11)	0:36.20 [4] (0:12.06)	0:24.14 [4] (0:11.90)	0:12.24 [4] (0:12.24)
Average Speed [km/h]	40.8	64.9	63.1	59.7	60.2	60.4	58.8
Top Speed [km/h]	64.1	66.9	64.3	60.5	61.2	60.9	60.1
Avg. Dist. to Rail [m]	5.9	2.4	1.9	2.0	1.5	1.0	3.9
Avg. Stride Freq. [Hz]	2.3	2.5	2.4	2.3	2.4	2.4	2.4
Avg. Stride Length [m]	5.0	7.2	7.2	7.1	7.0	6.9	6.8



- [] Ranking at each section and finish
- .-.- No data available at this section
- NA No data available



Horse/Jockey Name	Sherwood's One
Final Rank	3
Fastest Section Time (Section)	0:08.86 (Overall)
Top Speed [km/h] (Section)	67.0 (1200m)
Race State	Finished

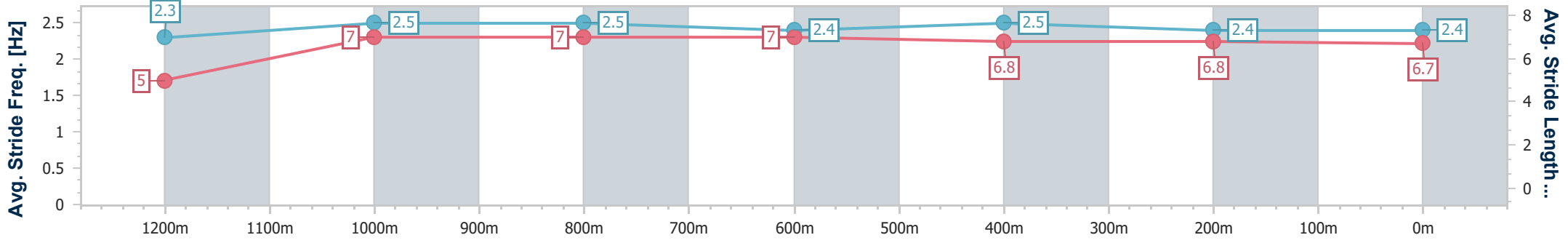
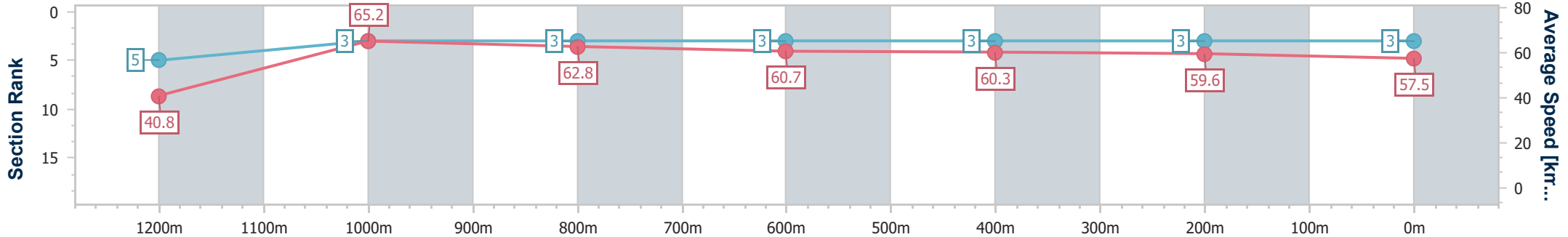


Toowoomba QLD Professional
 Race 1: RDO EQUIPMENT JOHN DEERE RATINGS BAND 0 - 58
 Handicap - 1300m
 08 July 2023 - 17:04



Track Rating: Soft 5, Weather: Fine, Rail Position: +3m Entire

Section	Overall	1200m	1000m	800m	600m	400m	200m
Section Times	1:19.86 [3] (0:08.86)	1:11.00 [5] (0:11.05)	0:59.95 [3] (0:11.48)	0:48.47 [3] (0:11.89)	0:36.58 [3] (0:11.99)	0:24.59 [3] (0:12.11)	0:12.48 [3] (0:12.48)
Average Speed [km/h]	40.8	65.2	62.8	60.7	60.3	59.6	57.5
Top Speed [km/h]	64.7	67.0	64.3	61.7	61.3	60.8	59.1
Avg. Dist. to Rail [m]	4.3	1.6	0.7	0.8	0.9	0.4	2.0
Avg. Stride Freq. [Hz]	2.3	2.5	2.5	2.4	2.5	2.4	2.4
Avg. Stride Length [m]	5.0	7.0	7.0	7.0	6.8	6.8	6.7



- [] Ranking at each section and finish
- .-.- No data available at this section
- NA No data available



Horse/Jockey Name	Eye Shoot To Win
Final Rank	4
Fastest Section Time (Section)	0:08.82 (Overall)
Top Speed [km/h] (Section)	66.1 (1200m)
Race State	Finished

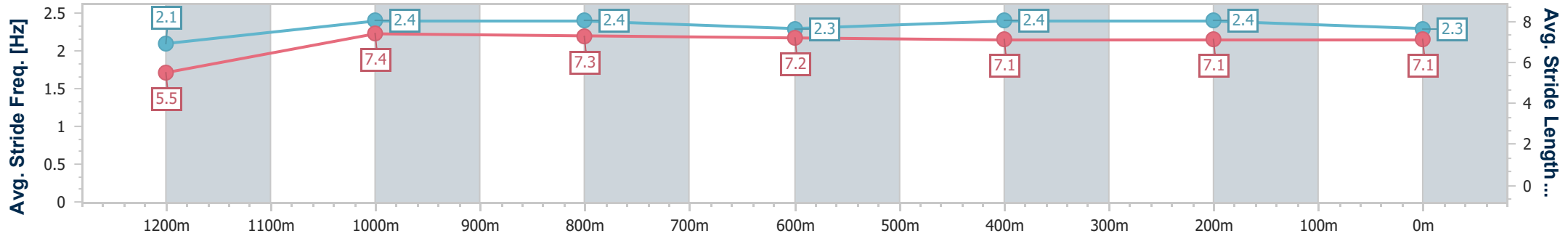
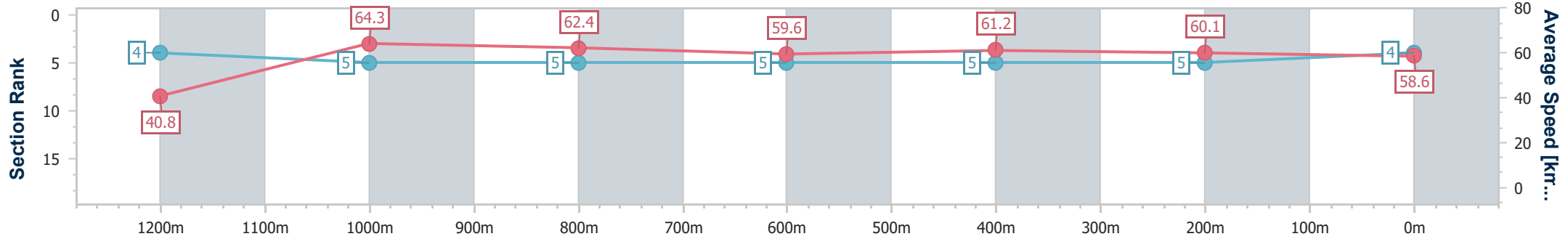


Toowoomba QLD Professional
 Race 1: RDO EQUIPMENT JOHN DEERE RATINGS BAND 0 - 58
 Handicap - 1300m
 08 July 2023 - 17:04



Track Rating: Soft 5, Weather: Fine, Rail Position: +3m Entire

Section	Overall	1200m	1000m	800m	600m	400m	200m
Section Times	1:19.88 [4] (0:08.82)	1:11.06 [4] (0:11.22)	0:59.84 [5] (0:11.59)	0:48.25 [5] (0:12.12)	0:36.13 [5] (0:11.86)	0:24.27 [5] (0:12.02)	0:12.25 [5] (0:12.25)
Average Speed [km/h]	40.8	64.3	62.4	59.6	61.2	60.1	58.6
Top Speed [km/h]	62.9	66.1	62.9	61.4	62.3	61.3	60.1
Avg. Dist. to Rail [m]	4.8	3.3	1.7	1.3	1.7	1.7	5.4
Avg. Stride Freq. [Hz]	2.1	2.4	2.4	2.3	2.4	2.4	2.3
Avg. Stride Length [m]	5.5	7.4	7.3	7.2	7.1	7.1	7.1



- [] Ranking at each section and finish
- .-.- No data available at this section
- NA No data available



Horse/Jockey Name	Citrouille
Final Rank	5
Fastest Section Time (Section)	0:09.17 (Overall)
Top Speed [km/h] (Section)	65.3 (1200m)
Race State	Finished

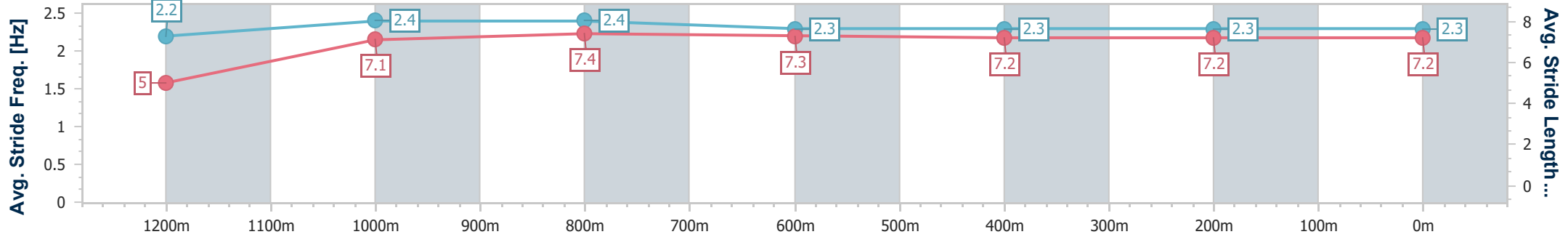
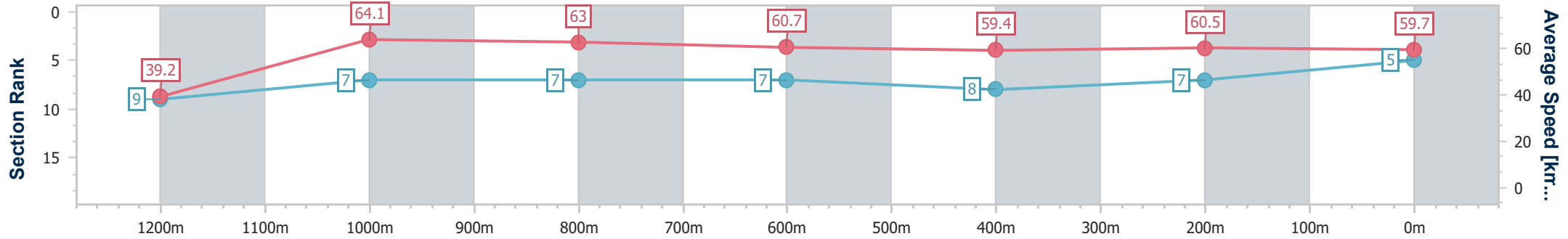


Toowoomba QLD Professional
 Race 1: RDO EQUIPMENT JOHN DEERE RATINGS BAND 0 - 58
 Handicap - 1300m
 08 July 2023 - 17:04



Track Rating: Soft 5, Weather: Fine, Rail Position: +3m Entire

Section	Overall	1200m	1000m	800m	600m	400m	200m
Section Times	1:20.05 [5] (0:09.17)	1:10.88 [9] (0:11.26)	0:59.62 [7] (0:11.56)	0:48.06 [7] (0:11.94)	0:36.12 [7] (0:12.19)	0:23.93 [8] (0:11.89)	0:12.04 [7] (0:12.04)
Average Speed [km/h]	39.2	64.1	63.0	60.7	59.4	60.5	59.7
Top Speed [km/h]	62.4	65.3	64.8	63.9	60.0	61.9	62.1
Avg. Dist. to Rail [m]	6.0	3.9	3.3	2.1	1.2	0.7	3.1
Avg. Stride Freq. [Hz]	2.2	2.4	2.4	2.3	2.3	2.3	2.3
Avg. Stride Length [m]	5.0	7.1	7.4	7.3	7.2	7.2	7.2



- [] Ranking at each section and finish
- .-.- No data available at this section
- NA No data available



Horse/Jockey Name	Shatter Proof
Final Rank	6
Fastest Section Time (Section)	0:08.51 (Overall)
Top Speed [km/h] (Section)	66.6 (1200m)
Race State	Finished

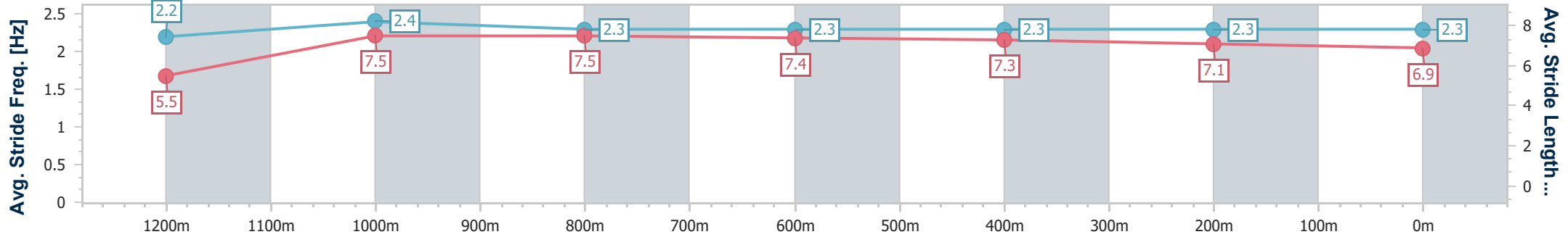
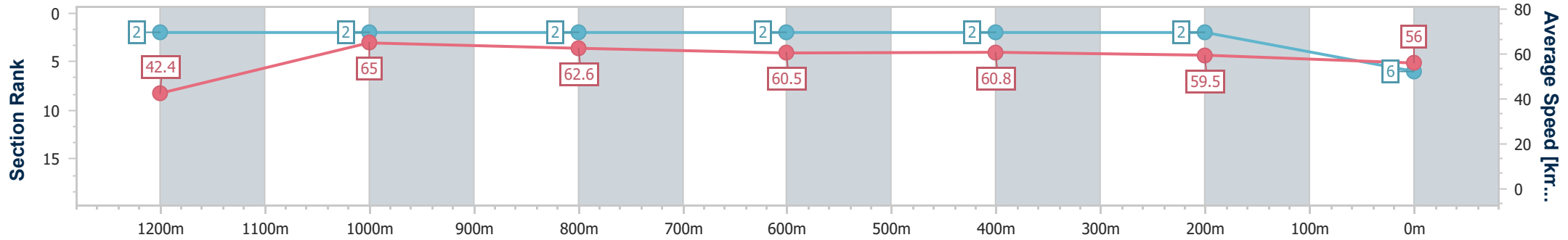


Toowoomba QLD Professional
 Race 1: RDO EQUIPMENT JOHN DEERE RATINGS BAND 0 - 58
 Handicap - 1300m
 08 July 2023 - 17:04



Track Rating: Soft 5, Weather: Fine, Rail Position: +3m Entire

Section	Overall	1200m	1000m	800m	600m	400m	200m
Section Times	1:20.13 [6] (0:08.51)	1:11.62 [2] (0:11.07)	1:00.55 [2] (0:11.59)	0:48.96 [2] (0:12.01)	0:36.95 [2] (0:11.94)	0:25.01 [2] (0:12.18)	0:12.83 [2] (0:12.83)
Average Speed [km/h]	42.4	65.0	62.6	60.5	60.8	59.5	56.0
Top Speed [km/h]	63.5	66.6	65.8	61.6	61.5	61.1	57.6
Avg. Dist. to Rail [m]	3.3	1.3	1.9	2.6	2.1	1.7	2.3
Avg. Stride Freq. [Hz]	2.2	2.4	2.3	2.3	2.3	2.3	2.3
Avg. Stride Length [m]	5.5	7.5	7.5	7.4	7.3	7.1	6.9



- [] Ranking at each section and finish
- .-.- No data available at this section
- NA No data available



Horse/Jockey Name	Zeitakuna
Final Rank	7
Fastest Section Time (Section)	0:09.11 (Overall)
Top Speed [km/h] (Section)	64.2 (1200m)
Race State	Finished

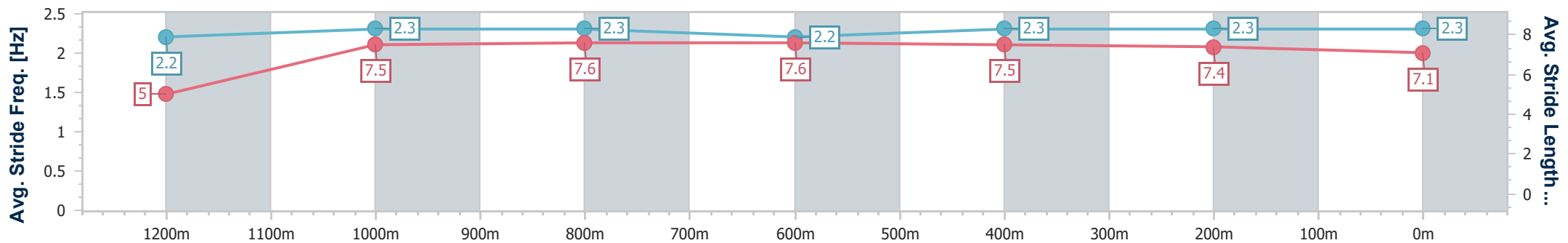
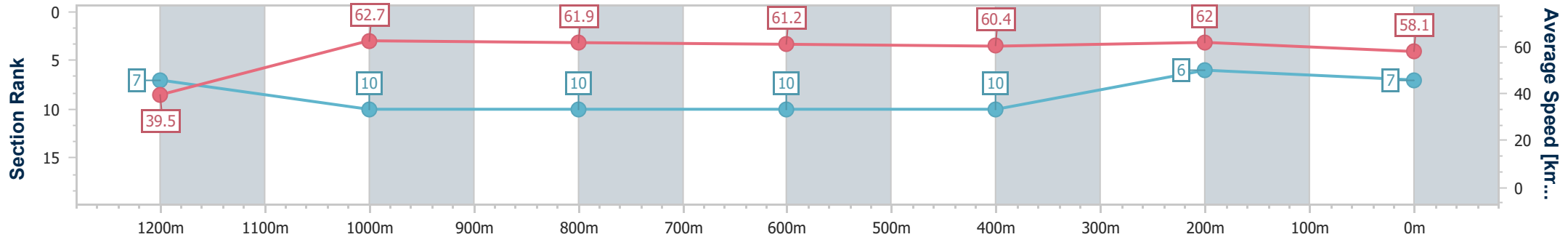


Toowoomba QLD Professional
 Race 1: RDO EQUIPMENT JOHN DEERE RATINGS BAND 0 - 58
 Handicap - 1300m
 08 July 2023 - 17:04



Track Rating: Soft 5, Weather: Fine, Rail Position: +3m Entire

Section	Overall	1200m	1000m	800m	600m	400m	200m
Section Times	1:20.27 [7] (0:09.11)	1:11.16 [7] (0:11.53)	0:59.63 [10] (0:11.74)	0:47.89 [10] (0:11.83)	0:36.06 [10] (0:12.02)	0:24.04 [10] (0:11.69)	0:12.35 [6] (0:12.35)
Average Speed [km/h]	39.5	62.7	61.9	61.2	60.4	62.0	58.1
Top Speed [km/h]	61.0	64.2	63.4	63.3	62.2	63.5	61.0
Avg. Dist. to Rail [m]	11.0	5.7	3.3	1.7	1.9	2.2	7.5
Avg. Stride Freq. [Hz]	2.2	2.3	2.3	2.2	2.3	2.3	2.3
Avg. Stride Length [m]	5.0	7.5	7.6	7.6	7.5	7.4	7.1



- [] Ranking at each section and finish
- .-.- No data available at this section
- NA No data available



Horse/Jockey Name	Euphrates
Final Rank	8
Fastest Section Time (Section)	0:09.06 (Overall)
Top Speed [km/h] (Section)	64.7 (1200m)
Race State	Finished

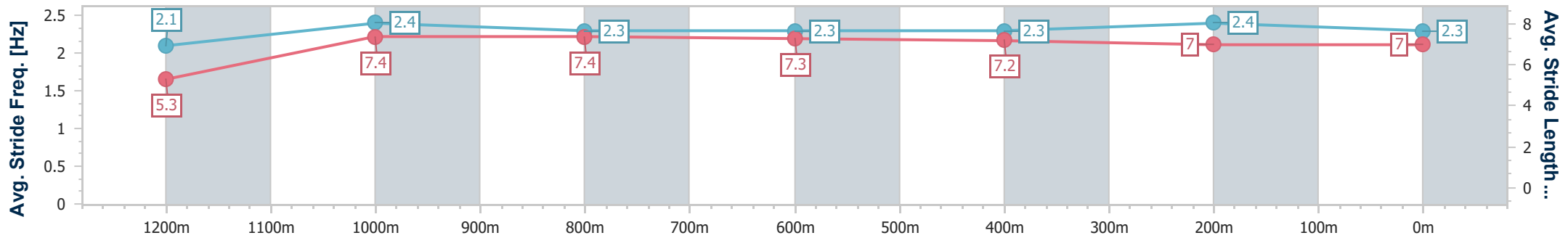
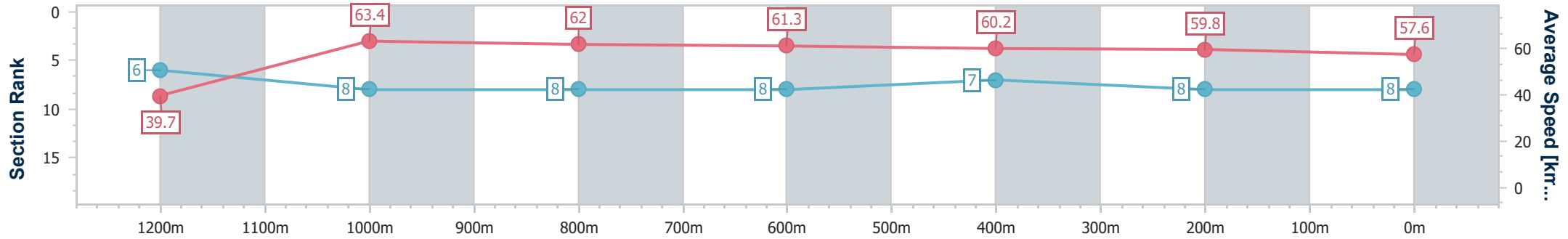


Toowoomba QLD Professional
 Race 1: RDO EQUIPMENT JOHN DEERE RATINGS BAND 0 - 58
 Handicap - 1300m
 08 July 2023 - 17:04



Track Rating: Soft 5, Weather: Fine, Rail Position: +3m Entire

Section	Overall	1200m	1000m	800m	600m	400m	200m
Section Times	1:20.59 [8] (0:09.06)	1:11.53 [6] (0:11.39)	1:00.14 [8] (0:11.70)	0:48.44 [8] (0:11.82)	0:36.62 [8] (0:12.04)	0:24.58 [7] (0:12.09)	0:12.49 [8] (0:12.49)
Average Speed [km/h]	39.7	63.4	62.0	61.3	60.2	59.8	57.6
Top Speed [km/h]	61.1	64.7	64.1	63.0	61.7	61.2	59.5
Avg. Dist. to Rail [m]	7.9	3.0	2.1	1.9	1.4	1.7	4.5
Avg. Stride Freq. [Hz]	2.1	2.4	2.3	2.3	2.3	2.4	2.3
Avg. Stride Length [m]	5.3	7.4	7.4	7.3	7.2	7.0	7.0



- [] Ranking at each section and finish
- .-.- No data available at this section
- NA No data available



Horse/Jockey Name	Outlaw Josey Wales
Final Rank	9
Fastest Section Time (Section)	0:09.16 (Overall)
Top Speed [km/h] (Section)	65.2 (1200m)
Race State	Finished

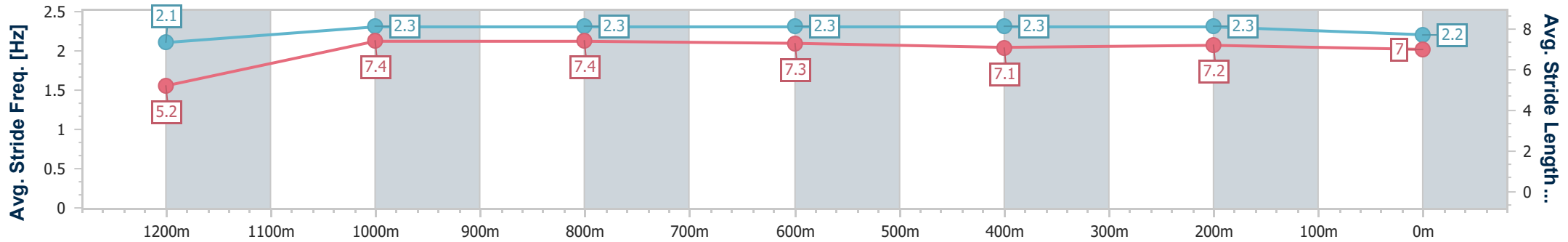
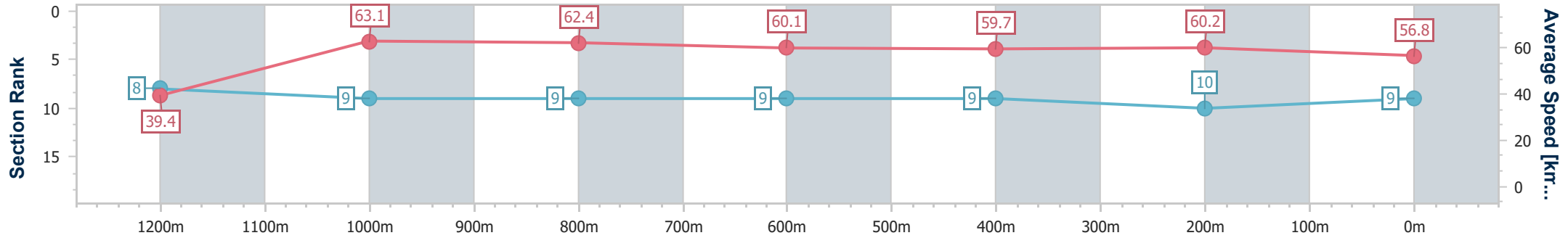


Toowoomba QLD Professional
 Race 1: RDO EQUIPMENT JOHN DEERE RATINGS BAND 0 - 58
 Handicap - 1300m
 08 July 2023 - 17:04



Track Rating: Soft 5, Weather: Fine, Rail Position: +3m Entire

Section	Overall	1200m	1000m	800m	600m	400m	200m
Section Times	1:20.77 [9] (0:09.16)	1:11.61 [8] (0:11.43)	1:00.18 [9] (0:11.56)	0:48.62 [9] (0:11.96)	0:36.66 [9] (0:12.07)	0:24.59 [9] (0:11.96)	0:12.63 [10] (0:12.63)
Average Speed [km/h]	39.4	63.1	62.4	60.1	59.7	60.2	56.8
Top Speed [km/h]	60.0	65.2	63.3	62.7	60.6	60.9	59.1
Avg. Dist. to Rail [m]	8.3	1.7	0.3	0.4	0.5	0.6	1.5
Avg. Stride Freq. [Hz]	2.1	2.3	2.3	2.3	2.3	2.3	2.2
Avg. Stride Length [m]	5.2	7.4	7.4	7.3	7.1	7.2	7.0



- [] Ranking at each section and finish
- .-.- No data available at this section
- NA No data available



Horse/Jockey Name	Demon Delivera
Final Rank	10
Fastest Section Time (Section)	0:09.42 (Overall)
Top Speed [km/h] (Section)	67.8 (1200m)
Race State	Finished

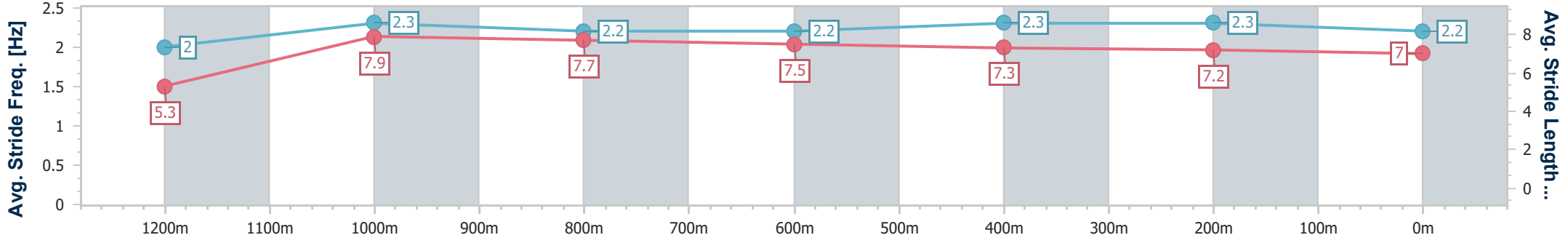
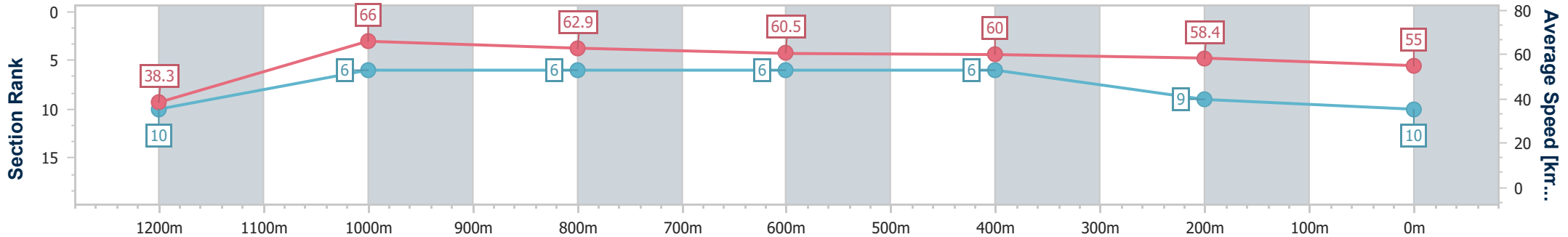


Toowoomba QLD Professional
 Race 1: RDO EQUIPMENT JOHN DEERE RATINGS BAND 0 - 58
 Handicap - 1300m
 08 July 2023 - 17:04



Track Rating: Soft 5, Weather: Fine, Rail Position: +3m Entire

Section	Overall	1200m	1000m	800m	600m	400m	200m
Section Times	1:21.14 [10] (0:09.42)	1:11.72 [10] (0:10.94)	1:00.78 [6] (0:11.45)	0:49.33 [6] (0:11.97)	0:37.36 [6] (0:12.03)	0:25.33 [6] (0:12.29)	0:13.04 [9] (0:13.04)
Average Speed [km/h]	38.3	66.0	62.9	60.5	60.0	58.4	55.0
Top Speed [km/h]	63.2	67.8	64.0	63.4	60.6	59.5	57.3
Avg. Dist. to Rail [m]	9.8	2.9	0.8	1.0	0.6	0.8	0.2
Avg. Stride Freq. [Hz]	2.0	2.3	2.2	2.2	2.3	2.3	2.2
Avg. Stride Length [m]	5.3	7.9	7.7	7.5	7.3	7.2	7.0



- [] Ranking at each section and finish
- .-.- No data available at this section
- NA No data available