



Toowoomba QLD Professional

Race 2: TAYLOR BUILDING GROUP BENCHMARK 58 Handicap - 1000m

08 July 2023 - 17:40



Track Rating: Good 4 , Weather: , Rail Position: +3m Entire

Section		Overall									Last 600m	
Field Times		1:00.41 (0:14.44)									0:34.84	
		800m			600m		400m		200m			
		0:45.97 (0:11.13)			0:34.84 (0:11.37)		0:23.47 (0:11.40)		0:12.07 (0:12.07)			
Rank	TAB	Horse/Jockey	Barrier	Top Speed [km/h]	Fastest Section	Overall	800m	600m	400m	200m	Margin	Distance Travelled [m]
1	4	RIVER DANZKA Leeanne McCoy	5	66.4	0:11.05	1:00.41 [1] (0:14.52)	0:45.89 [2] (0:11.05)	0:34.84 [1] (0:11.37)	0:23.47 [1] (0:11.40)	0:12.07 [1] (0:12.07)	1:00.41	0:34.84
2	12	SUPER ART Wanderson D'Avila	13	65.8	0:11.16	1:00.58 [2] (0:14.61)	0:45.97 [4] (0:11.16)	0:34.81 [3] (0:11.36)	0:23.45 [3] (0:11.55)	0:11.90 [3] (0:11.90)	1L	0:34.81 +3
3	10	LATIN JAZZ Alisha Donald	7	66.0	0:11.16	1:00.74 [3] (0:14.44)	0:46.30 [1] (0:11.16)	0:35.14 [2] (0:11.37)	0:23.77 [2] (0:11.57)	0:12.20 [2] (0:12.20)	1.8L	0:35.14 +8
4	9	IRISH MAUDIE Kenji Yoshida	4	66.1	0:11.24	1:00.91 [4] (0:14.85)	0:46.06 [7] (0:11.29)	0:34.77 [6] (0:11.56)	0:23.21 [8] (0:11.24)	0:11.97 [5] (0:11.97)	2.6L	0:34.77 +12
5	1	I AM A HIT Casey Waddell	2	64.9	0:11.30	1:00.96 [5] (0:14.88)	0:46.08 [8] (0:11.30)	0:34.78 [7] (0:11.51)	0:23.27 [7] (0:11.53)	0:11.74 [8] (0:11.74)	2.8L	0:34.78 +0
6	14	EASY COME Olivia Webb	12	65.9	0:11.14	1:01.01 [6] (0:15.35)	0:45.66 [10] (0:11.14)	0:34.52 [9] (0:11.45)	0:23.07 [9] (0:11.31)	0:11.76 [9] (0:11.76)	3L	0:34.52 +4
7	13	KLINSMANN Adam Spinks	3	65.8	0:11.20	1:01.03 [7] (0:14.76)	0:46.27 [6] (0:11.20)	0:35.07 [5] (0:11.42)	0:23.65 [5] (0:11.60)	0:12.05 [6] (0:12.05)	3.1L	0:35.07 +5
8	6	ULTIMATE POWER Sariah Champkin	6	65.7	0:11.27	1:01.24 [8] (0:15.24)	0:46.00 [9] (0:11.32)	0:34.68 [10] (0:11.63)	0:23.05 [10] (0:11.27)	0:11.78 [10] (0:11.78)	4.1L	0:34.68 +5
9	5	BEST TO HURRY Nozi Tomizawa	14	65.5	0:11.26	1:01.28 [9] (0:14.67)	0:46.61 [5] (0:11.26)	0:35.35 [4] (0:11.29)	0:24.06 [4] (0:11.59)	0:12.47 [4] (0:12.47)	4.3L	0:35.35 +7
10	3	KORUTO Nathan Fazackerley	8	65.5	0:11.30	1:01.32 [10] (0:14.58)	0:46.74 [3] (0:11.79)	0:34.95 [8] (0:11.30)	0:23.65 [6] (0:11.49)	0:12.16 [7] (0:12.16)	4.5L	0:34.95 +12

Scratched: Favourite Things (#11), Jubai Pride (#2), Li'l Misshonkytonk (#7), Logan's Blade (#8)



Horse/Jockey Name	River Danzka
Final Rank	1
Fastest Section Time (Section)	0:11.05 (800m)
Top Speed [km/h] (Section)	66.4 (Overall)
Race State	Finished



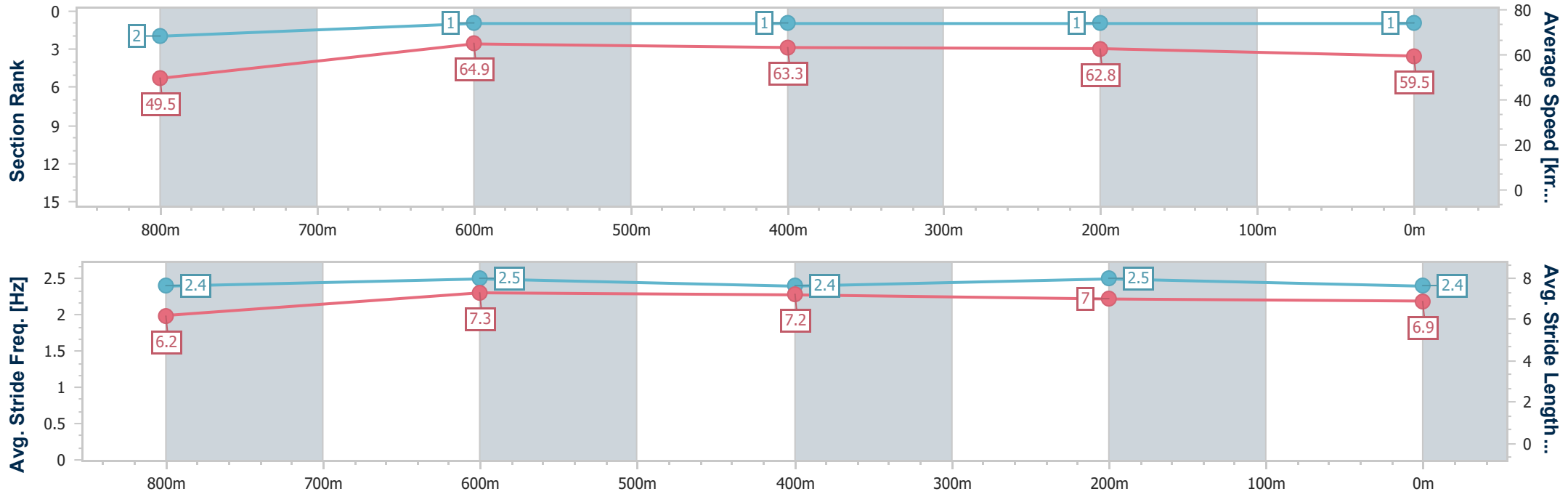
Toowoomba QLD Professional
Race 2: TAYLOR BUILDING GROUP BENCHMARK 58 Handicap
- 1000m



08 July 2023 - 17:40

Track Rating: Good 4 , Weather: , Rail Position: +3m Entire

Section	Overall	800m	600m	400m	200m
Section Times	1:00.41 [1] (0:14.52)	0:45.89 [2] (0:11.05)	0:34.84 [1] (0:11.37)	0:23.47 [1] (0:11.40)	0:12.07 [1] (0:12.07)
Average Speed [km/h]	49.5	64.9	63.3	62.8	59.5
Top Speed [km/h]	66.4	65.7	64.9	64.4	63.7
Avg. Dist. to Rail [m]	2.8	1.0	0.6	1.9	1.3
Avg. Stride Freq. [Hz]	2.4	2.5	2.4	2.5	2.4
Avg. Stride Length [m]	6.2	7.3	7.2	7.0	6.9



- [] Ranking at each section and finish
- .-.- No data available at this section
- NA No data available



Horse/Jockey Name	Super Art
Final Rank	2
Fastest Section Time (Section)	0:11.16 (800m)
Top Speed [km/h] (Section)	65.8 (800m)
Race State	Finished



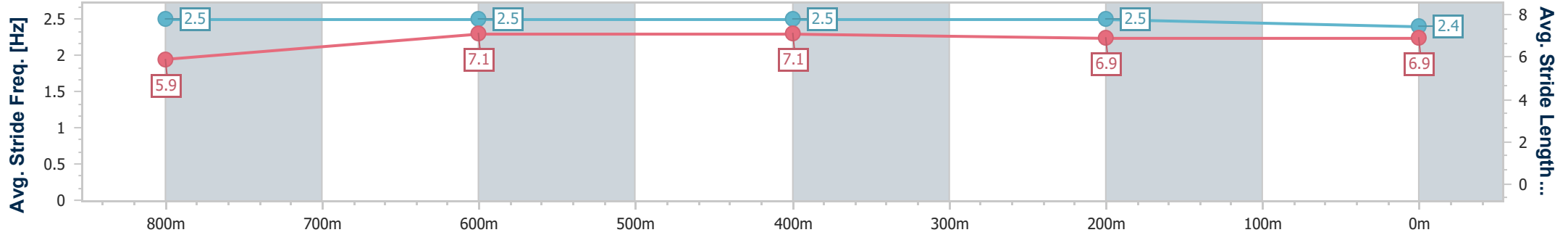
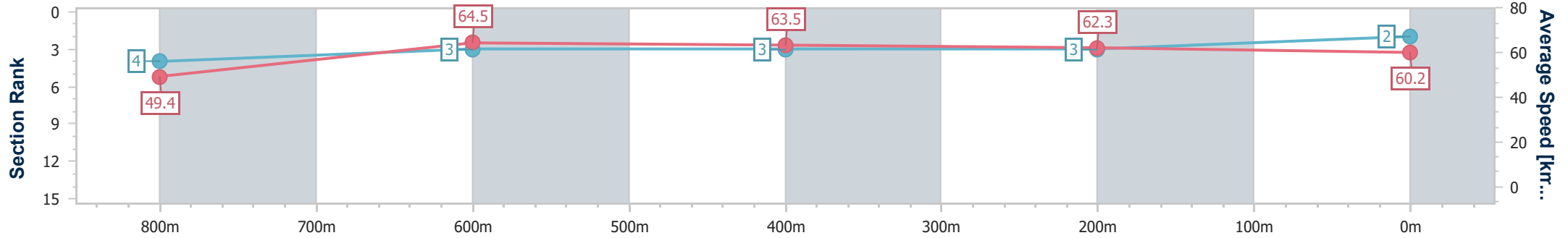
Toowoomba QLD Professional
Race 2: TAYLOR BUILDING GROUP BENCHMARK 58 Handicap
- 1000m



08 July 2023 - 17:40

Track Rating: Good 4 , Weather: , Rail Position: +3m Entire

Section	Overall	800m	600m	400m	200m
Section Times	1:00.58 [2] (0:14.61)	0:45.97 [4] (0:11.16)	0:34.81 [3] (0:11.36)	0:23.45 [3] (0:11.55)	0:11.90 [3] (0:11.90)
Average Speed [km/h]	49.4	64.5	63.5	62.3	60.2
Top Speed [km/h]	65.4	65.8	64.8	63.3	61.5
Avg. Dist. to Rail [m]	4.6	0.6	0.6	0.6	0.3
Avg. Stride Freq. [Hz]	2.5	2.5	2.5	2.5	2.4
Avg. Stride Length [m]	5.9	7.1	7.1	6.9	6.9



- [] Ranking at each section and finish
- .-.- No data available at this section
- NA No data available



Horse/Jockey Name	Latin Jazz
Final Rank	3
Fastest Section Time (Section)	0:11.16 (800m)
Top Speed [km/h] (Section)	66.0 (600m)
Race State	Finished



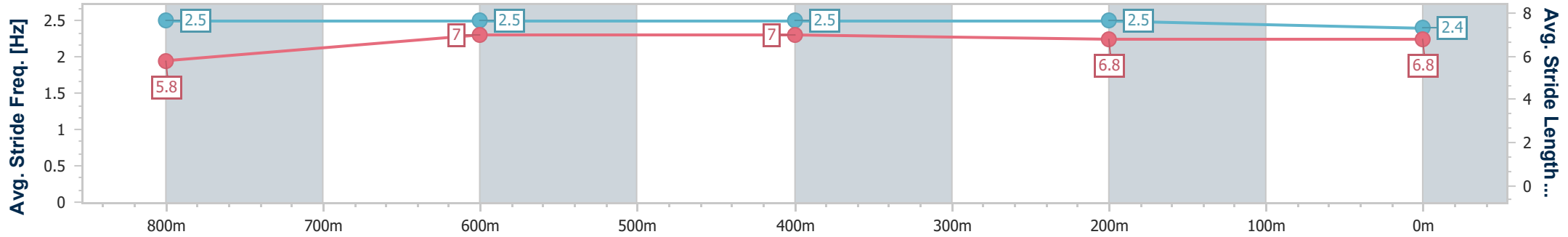
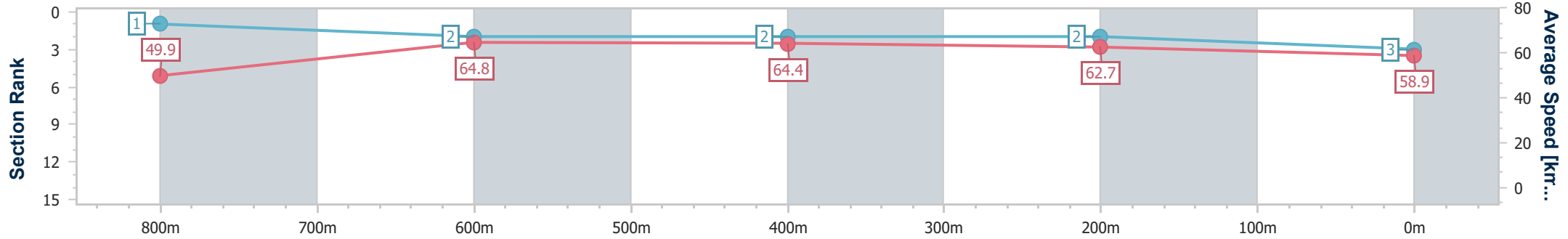
Toowoomba QLD Professional
Race 2: TAYLOR BUILDING GROUP BENCHMARK 58 Handicap
- 1000m



08 July 2023 - 17:40

Track Rating: Good 4 , Weather: , Rail Position: +3m Entire

Section	Overall	800m	600m	400m	200m
Section Times	1:00.74 [3] (0:14.44)	0:46.30 [1] (0:11.16)	0:35.14 [2] (0:11.37)	0:23.77 [2] (0:11.57)	0:12.20 [2] (0:12.20)
Average Speed [km/h]	49.9	64.8	64.4	62.7	58.9
Top Speed [km/h]	65.7	66.0	66.0	64.1	61.0
Avg. Dist. to Rail [m]	2.4	1.8	3.2	2.1	1.5
Avg. Stride Freq. [Hz]	2.5	2.5	2.5	2.5	2.4
Avg. Stride Length [m]	5.8	7.0	7.0	6.8	6.8



- [] Ranking at each section and finish
- .-.- No data available at this section
- NA No data available



Horse/Jockey Name	Irish Maudie
Final Rank	4
Fastest Section Time (Section)	0:11.24 (400m)
Top Speed [km/h] (Section)	66.1 (800m)
Race State	Finished



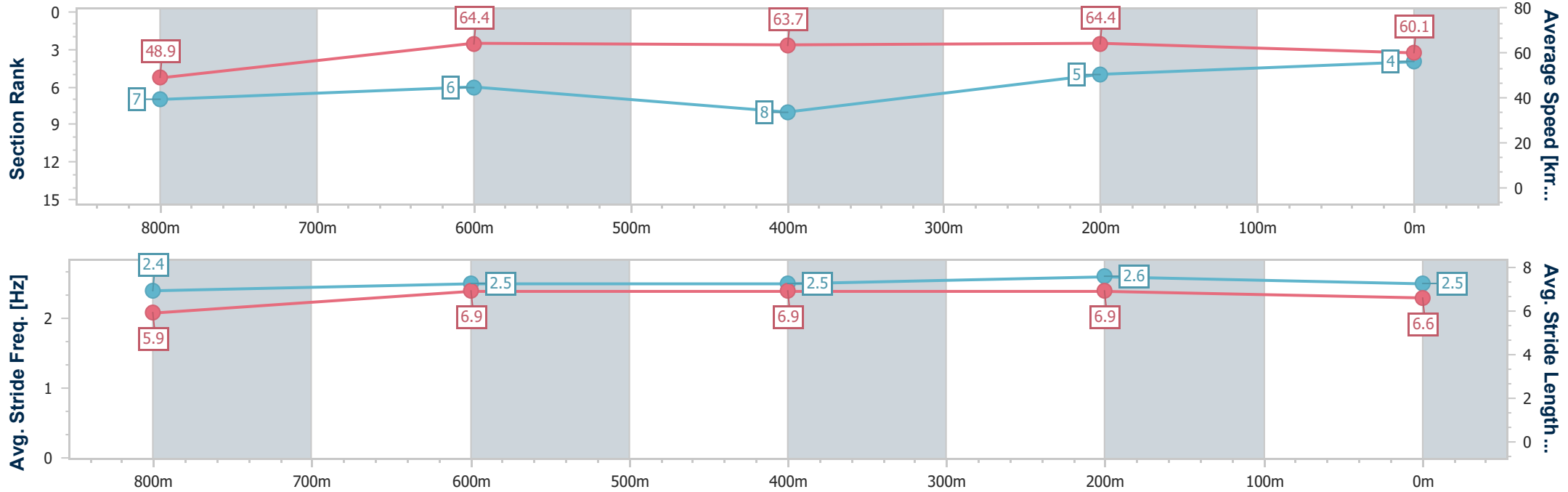
Toowoomba QLD Professional
Race 2: TAYLOR BUILDING GROUP BENCHMARK 58 Handicap
- 1000m



08 July 2023 - 17:40

Track Rating: Good 4 , Weather: , Rail Position: +3m Entire

Section	Overall	800m	600m	400m	200m
Section Times	1:00.91 [4] (0:14.85)	0:46.06 [7] (0:11.29)	0:34.77 [6] (0:11.56)	0:23.21 [8] (0:11.24)	0:11.97 [5] (0:11.97)
Average Speed [km/h]	48.9	64.4	63.7	64.4	60.1
Top Speed [km/h]	64.4	66.1	64.6	65.3	62.9
Avg. Dist. to Rail [m]	2.8	3.6	4.5	1.3	3.9
Avg. Stride Freq. [Hz]	2.4	2.5	2.5	2.6	2.5
Avg. Stride Length [m]	5.9	6.9	6.9	6.9	6.6



- [] Ranking at each section and finish
- .-.- No data available at this section
- NA No data available



Horse/Jockey Name	I Am A Hit
Final Rank	5
Fastest Section Time (Section)	0:11.30 (800m)
Top Speed [km/h] (Section)	64.9 (800m)
Race State	Finished



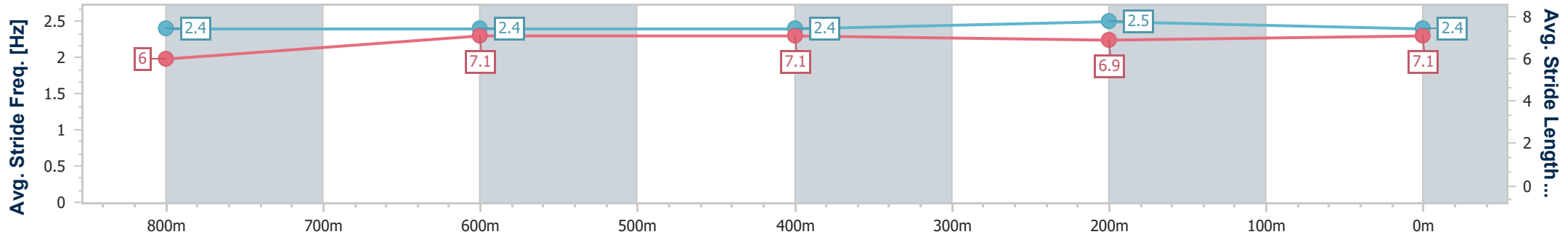
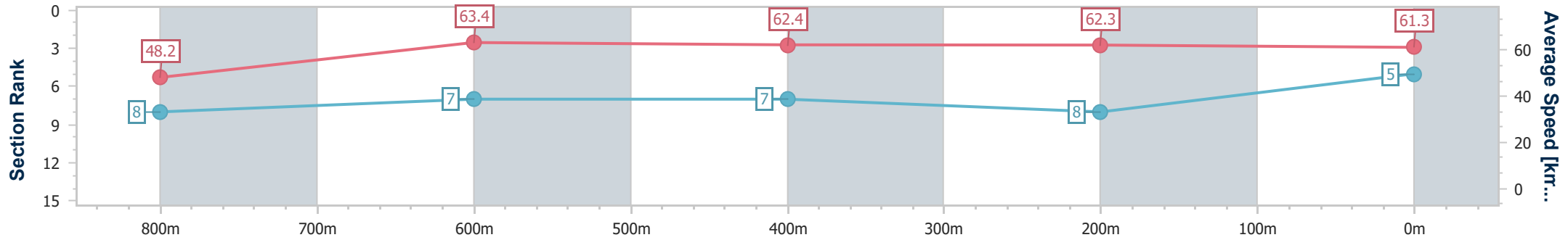
Toowoomba QLD Professional
Race 2: TAYLOR BUILDING GROUP BENCHMARK 58 Handicap
- 1000m



08 July 2023 - 17:40

Track Rating: Good 4 , Weather: , Rail Position: +3m Entire

Section	Overall	800m	600m	400m	200m
Section Times	1:00.96 [5] (0:14.88)	0:46.08 [8] (0:11.30)	0:34.78 [7] (0:11.51)	0:23.27 [7] (0:11.53)	0:11.74 [8] (0:11.74)
Average Speed [km/h]	48.2	63.4	62.4	62.3	61.3
Top Speed [km/h]	62.7	64.9	63.9	63.4	63.0
Avg. Dist. to Rail [m]	3.4	0.9	0.3	0.7	0.7
Avg. Stride Freq. [Hz]	2.4	2.4	2.4	2.5	2.4
Avg. Stride Length [m]	6.0	7.1	7.1	6.9	7.1



- [] Ranking at each section and finish
- .-.- No data available at this section
- NA No data available



Horse/Jockey Name	Easy Come
Final Rank	6
Fastest Section Time (Section)	0:11.14 (800m)
Top Speed [km/h] (Section)	65.9 (800m)
Race State	Finished



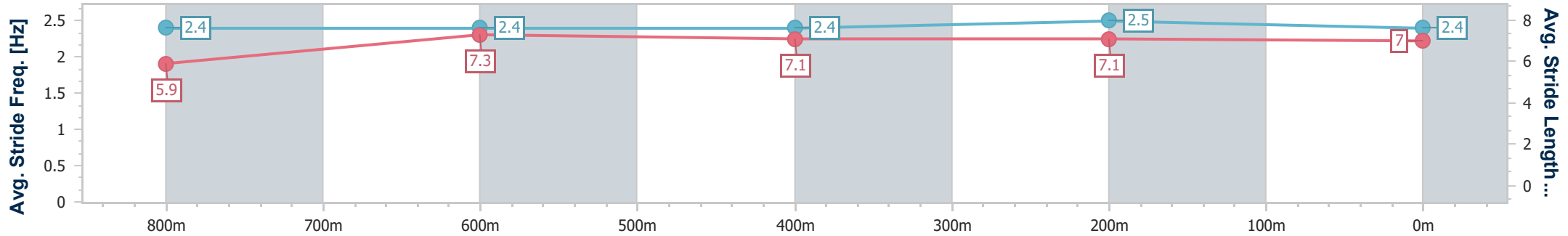
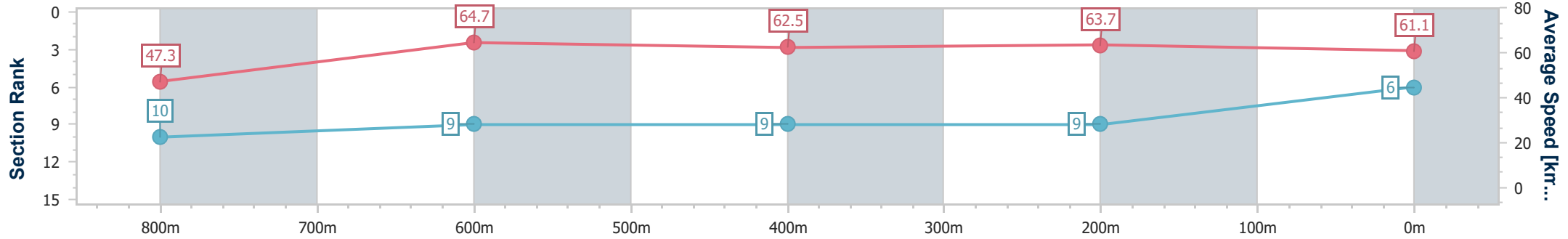
Toowoomba QLD Professional
Race 2: TAYLOR BUILDING GROUP BENCHMARK 58 Handicap
- 1000m



08 July 2023 - 17:40

Track Rating: Good 4 , Weather: , Rail Position: +3m Entire

Section	Overall	800m	600m	400m	200m
Section Times	1:01.01 [6] (0:15.35)	0:45.66 [10] (0:11.14)	0:34.52 [9] (0:11.45)	0:23.07 [9] (0:11.31)	0:11.76 [9] (0:11.76)
Average Speed [km/h]	47.3	64.7	62.5	63.7	61.1
Top Speed [km/h]	65.3	65.9	63.9	64.2	63.4
Avg. Dist. to Rail [m]	7.0	0.2	1.0	1.4	2.6
Avg. Stride Freq. [Hz]	2.4	2.4	2.4	2.5	2.4
Avg. Stride Length [m]	5.9	7.3	7.1	7.1	7.0



- [] Ranking at each section and finish
- .-.- No data available at this section
- NA No data available



Horse/Jockey Name	Klinsmann
Final Rank	7
Fastest Section Time (Section)	0:11.20 (800m)
Top Speed [km/h] (Section)	65.8 (800m)
Race State	Finished



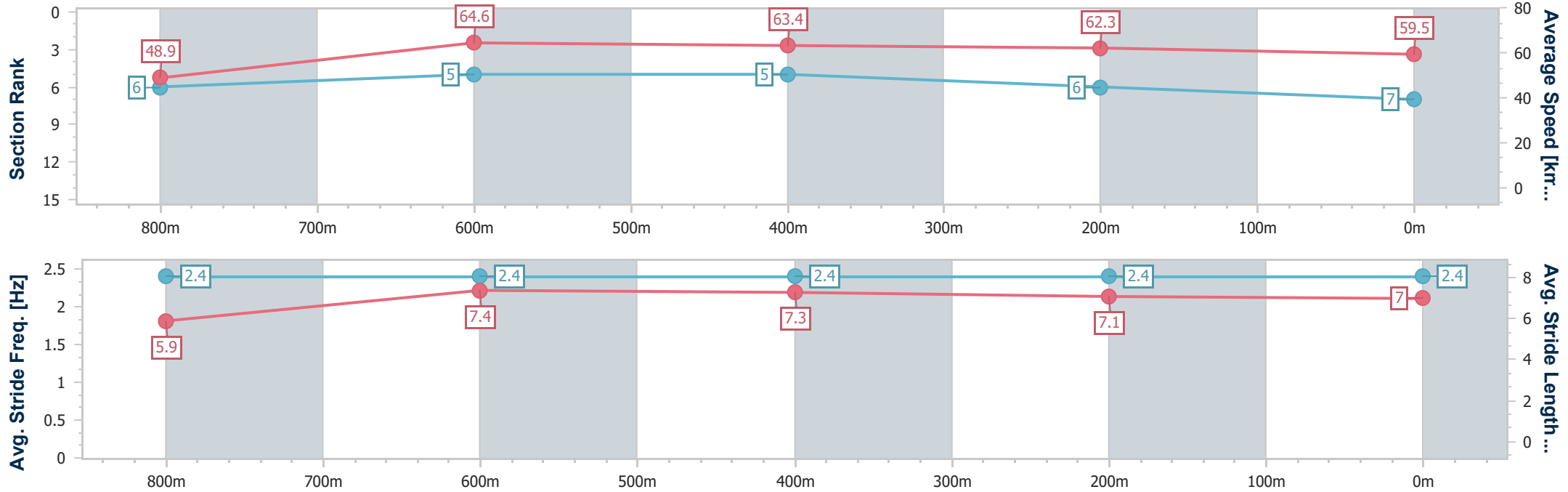
Toowoomba QLD Professional
Race 2: TAYLOR BUILDING GROUP BENCHMARK 58 Handicap
- 1000m



08 July 2023 - 17:40

Track Rating: Good 4 , Weather: , Rail Position: +3m Entire

Section	Overall	800m	600m	400m	200m
Section Times	1:01.03 [7] (0:14.76)	0:46.27 [6] (0:11.20)	0:35.07 [5] (0:11.42)	0:23.65 [5] (0:11.60)	0:12.05 [6] (0:12.05)
Average Speed [km/h]	48.9	64.6	63.4	62.3	59.5
Top Speed [km/h]	64.7	65.8	64.8	64.5	63.3
Avg. Dist. to Rail [m]	1.3	0.9	1.3	0.6	1.2
Avg. Stride Freq. [Hz]	2.4	2.4	2.4	2.4	2.4
Avg. Stride Length [m]	5.9	7.4	7.3	7.1	7.0



- [] Ranking at each section and finish
- .-.- No data available at this section
- NA No data available



Horse/Jockey Name	Ultimate Power
Final Rank	8
Fastest Section Time (Section)	0:11.27 (400m)
Top Speed [km/h] (Section)	65.7 (400m)
Race State	Finished



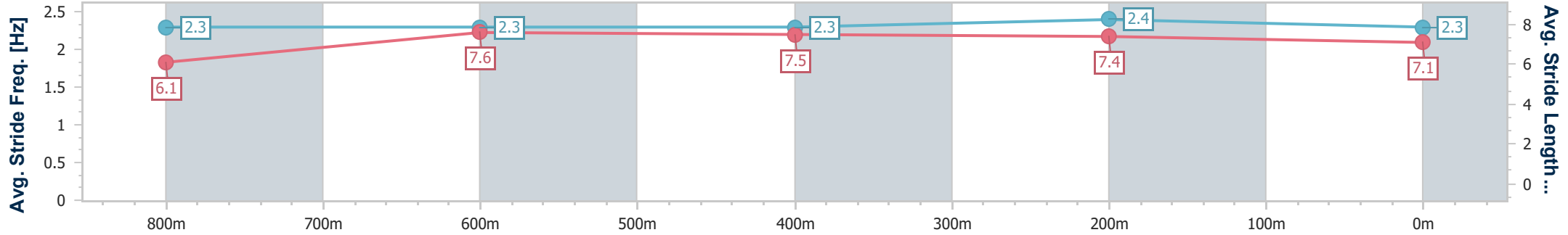
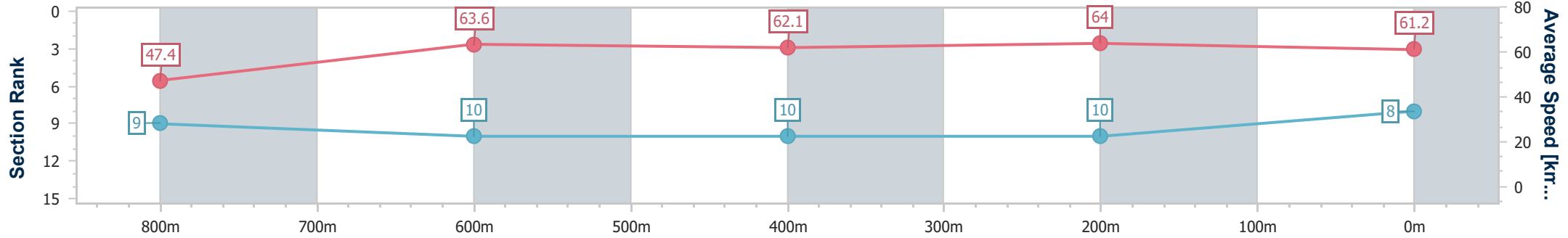
Toowoomba QLD Professional
Race 2: TAYLOR BUILDING GROUP BENCHMARK 58 Handicap
- 1000m



08 July 2023 - 17:40

Track Rating: Good 4 , Weather: , Rail Position: +3m Entire

Section	Overall	800m	600m	400m	200m
Section Times	1:01.24 [8] (0:15.24)	0:46.00 [9] (0:11.32)	0:34.68 [10] (0:11.63)	0:23.05 [10] (0:11.27)	0:11.78 [10] (0:11.78)
Average Speed [km/h]	47.4	63.6	62.1	64.0	61.2
Top Speed [km/h]	62.9	64.5	63.9	65.7	65.1
Avg. Dist. to Rail [m]	4.2	0.7	0.7	1.6	2.5
Avg. Stride Freq. [Hz]	2.3	2.3	2.3	2.4	2.3
Avg. Stride Length [m]	6.1	7.6	7.5	7.4	7.1



- [] Ranking at each section and finish
- .-.- No data available at this section
- NA No data available



Horse/Jockey Name	Best To Hurry
Final Rank	9
Fastest Section Time (Section)	0:11.26 (800m)
Top Speed [km/h] (Section)	65.5 (800m)
Race State	Finished



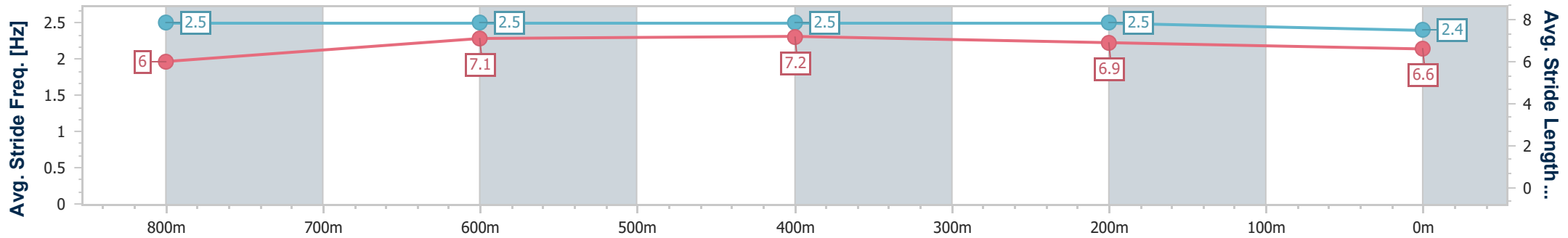
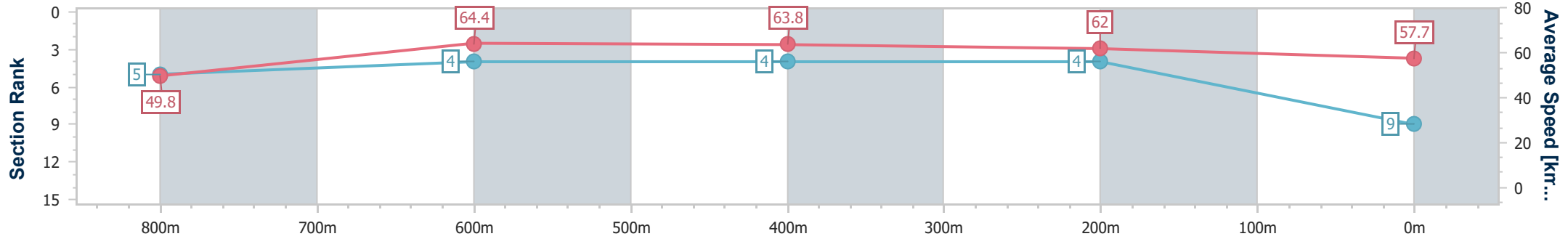
Toowoomba QLD Professional
Race 2: TAYLOR BUILDING GROUP BENCHMARK 58 Handicap
- 1000m



08 July 2023 - 17:40

Track Rating: Good 4 , Weather: , Rail Position: +3m Entire

Section	Overall	800m	600m	400m	200m
Section Times	1:01.28 [9] (0:14.67)	0:46.61 [5] (0:11.26)	0:35.35 [4] (0:11.29)	0:24.06 [4] (0:11.59)	0:12.47 [4] (0:12.47)
Average Speed [km/h]	49.8	64.4	63.8	62.0	57.7
Top Speed [km/h]	65.4	65.5	64.7	63.3	60.1
Avg. Dist. to Rail [m]	7.5	2.0	0.4	1.2	2.1
Avg. Stride Freq. [Hz]	2.5	2.5	2.5	2.5	2.4
Avg. Stride Length [m]	6.0	7.1	7.2	6.9	6.6



- [] Ranking at each section and finish
- .-.- No data available at this section
- NA No data available



Horse/Jockey Name	Koruto
Final Rank	10
Fastest Section Time (Section)	0:11.30 (600m)
Top Speed [km/h] (Section)	65.5 (800m)
Race State	Finished



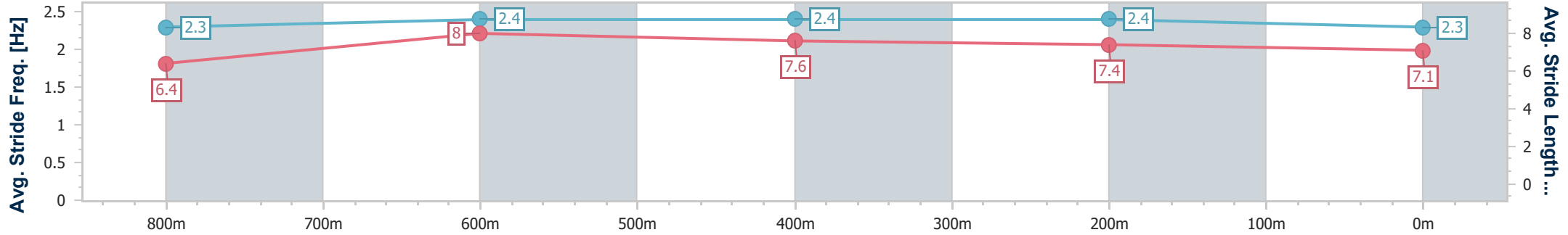
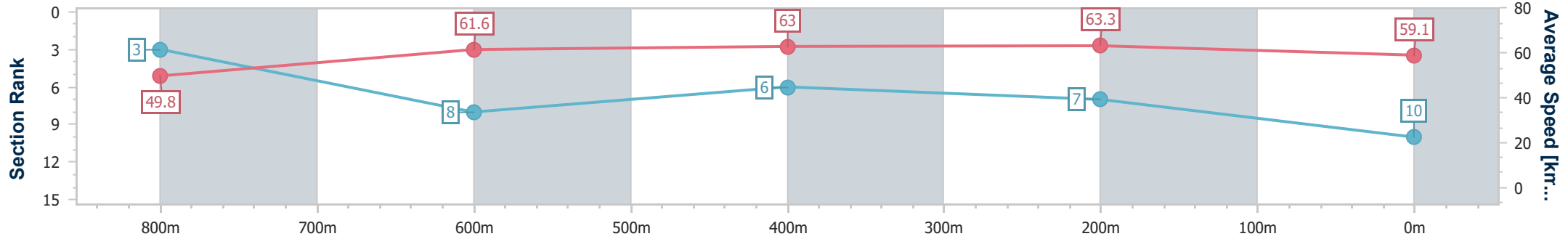
Toowoomba QLD Professional
Race 2: TAYLOR BUILDING GROUP BENCHMARK 58 Handicap
- 1000m



08 July 2023 - 17:40

Track Rating: Good 4 , Weather: , Rail Position: +3m Entire

Section	Overall	800m	600m	400m	200m
Section Times	1:01.32 [10] (0:14.58)	0:46.74 [3] (0:11.79)	0:34.95 [8] (0:11.30)	0:23.65 [6] (0:11.49)	0:12.16 [7] (0:12.16)
Average Speed [km/h]	49.8	61.6	63.0	63.3	59.1
Top Speed [km/h]	65.2	65.5	64.8	65.5	61.5
Avg. Dist. to Rail [m]	5.6	2.9	3.5	2.4	1.5
Avg. Stride Freq. [Hz]	2.3	2.4	2.4	2.4	2.3
Avg. Stride Length [m]	6.4	8.0	7.6	7.4	7.1



- [] Ranking at each section and finish
- .-.- No data available at this section
- NA No data available