



# Toowoomba QLD Professional

## Race 4: PRYDE'S EASIFEED Class 1 Handicap - 1625m

08 July 2023 - 18:57



Track Rating: Good 4 , Weather: Fine, Rail Position: +3m Entire

Section														
Field Times	Overall	1400m	1200m	1000m	800m	600m	400m	Last 600m						
	1:40.78 (0:14.88)	1:25.90 (0:11.20)	1:14.70 (0:12.70)	1:02.00 (0:12.86)	0:49.14 (0:12.17)	0:36.97 (0:11.95)	0:25.02 (0:12.24)	0:36.97						
Rank	TAB	Horse/Jockey	Barrier	Top Speed [km/h]	Fastest Section									Distance Travelled [m]
1	1	ALLORA ENZO Nozi Tomizawa	7	69.4 1400m	0:11.20 1400m	1:40.78 [1] (0:14.88)	1:25.90 [1] (0:11.20)	1:14.70 [1] (0:12.70)	1:02.00 [1] (0:12.86)	0:49.14 [1] (0:12.17)	0:36.97 [1] (0:11.95)	0:25.02 [1] (0:12.24)	0:36.97	
2	3	BRINGME Alisha Donald	10	65.9 Overall	0:11.51 1400m	1:40.91 [2] (0:15.35)	1:25.56 [5] (0:11.51)	1:14.05 [6] (0:12.43)	1:01.62 [6] (0:12.76)	0:48.86 [4] (0:12.15)	0:36.71 [4] (0:12.17)	0:24.54 [3] (0:12.25)	0:36.71	+7
3	6	GENERAL ELLIOT Nathan Evans	8	66.1 Overall	0:11.54 1400m	1:41.03 [3] (0:15.63)	1:25.40 [6] (0:11.54)	1:13.86 [7] (0:12.36)	1:01.50 [8] (0:12.85)	0:48.65 [8] (0:12.07)	0:36.58 [5] (0:12.05)	0:24.53 [4] (0:12.23)	0:36.58	+6
4	5	SENNACHIE Adin Thompson	6	66.9 1400m	0:11.05 1400m	1:41.17 [4] (0:15.30)	1:25.87 [3] (0:11.05)	1:14.82 [3] (0:12.44)	1:02.38 [2] (0:12.86)	0:49.52 [2] (0:12.27)	0:37.25 [2] (0:12.25)	0:25.00 [2] (0:12.32)	0:37.25	-1
5	7	EPIC LOVE Wanderson D'Avila	1	69.8 1400m	0:10.83 1400m	1:41.40 [5] (0:16.60)	1:24.80 [8] (0:10.83)	1:13.97 [8] (0:11.99)	1:01.98 [7] (0:12.93)	0:49.05 [7] (0:12.43)	0:36.62 [7] (0:12.17)	0:24.45 [6] (0:12.20)	0:36.62	-4
6	9	EXTASSY Olivia Webb	5	68.4 Overall	0:11.36 1400m	1:41.90 [6] (0:14.95)	1:26.95 [2] (0:11.36)	1:15.59 [2] (0:12.74)	1:02.85 [4] (0:13.04)	0:49.81 [5] (0:12.76)	0:37.05 [8] (0:12.19)	0:24.86 [8] (0:12.24)	0:37.05	-1
7	2	ROWLETT Georgina Cartwright	9	69.8 Overall	0:10.93 1400m	1:41.96 [7] (0:15.81)	1:26.15 [7] (0:10.93)	1:15.22 [5] (0:12.26)	1:02.96 [3] (0:12.84)	0:50.12 [3] (0:12.29)	0:37.83 [3] (0:12.42)	0:25.41 [5] (0:12.47)	0:37.83	+3
8	8	ALALTUN Casey Waddell	2	67.1 Overall	0:11.33 1400m	1:42.37 [8] (0:15.32)	1:27.05 [4] (0:11.33)	1:15.72 [4] (0:12.43)	1:03.29 [5] (0:13.11)	0:50.18 [6] (0:12.56)	0:37.62 [6] (0:12.23)	0:25.39 [7] (0:12.38)	0:37.62	-2

Scratched: Put To Shame (#10), Martini Dancer (#4)

Track Rating: Good 4 , Weather: Fine, Rail Position: +3m Entire

Section				200m				Last 600m	
Field Times				0:12.78 (0:12.78)				0:36.97	
Rank	TAB	Horse/Jockey	Barrier	Top Speed [km/h]	Fastest Section	Margin			Distance Travelled [m]
1	1	<b>ALLORA ENZO</b> Nozi Tomizawa	7	69.4 1400m	0:11.20 1400m	0:12.78 [1] (0:12.78)	1:40.78		0:36.97
2	3	<b>BRINGME</b> Alisha Donald	10	65.9 Overall	0:11.51 1400m	0:12.29 [3] (0:12.29)	0.5L		0:36.71 +7
3	6	<b>GENERAL ELLIOT</b> Nathan Evans	8	66.1 Overall	0:11.54 1400m	0:12.30 [4] (0:12.30)	1L		0:36.58 +6
4	5	<b>SENNACHIE</b> Adin Thompson	6	66.9 1400m	0:11.05 1400m	0:12.68 [2] (0:12.68)	1.8L		0:37.25 -1
5	7	<b>EPIC LOVE</b> Wanderson D'Avila	1	69.8 1400m	0:10.83 1400m	0:12.25 [6] (0:12.25)	3.1L		0:36.62 -4
6	9	<b>EXTASSY</b> Olivia Webb	5	68.4 Overall	0:11.36 1400m	0:12.62 [7] (0:12.62)	5.9L		0:37.05 -1
7	2	<b>ROWLETT</b> Georgina Cartwright	9	69.8 Overall	0:10.93 1400m	0:12.94 [5] (0:12.94)	6.1L		0:37.83 +3
8	8	<b>ALALTUN</b> Casey Waddell	2	67.1 Overall	0:11.33 1400m	0:13.01 [8] (0:13.01)	8.4L		0:37.62 -2

Scratched: Put To Shame (#10), Martini Dancer (#4)



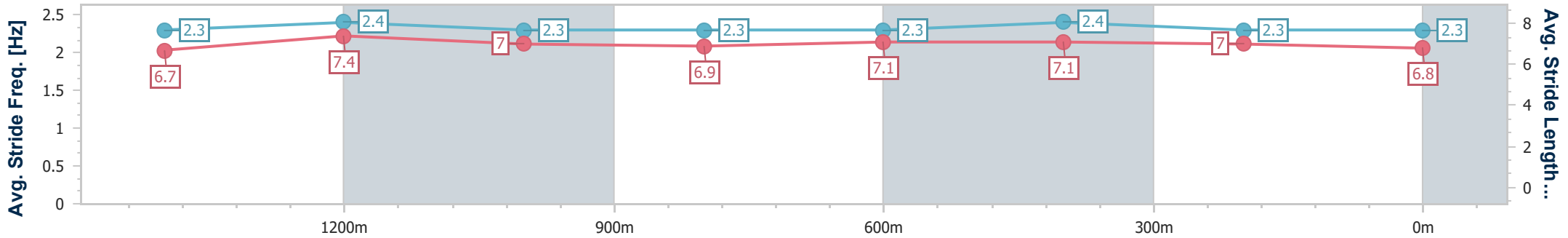
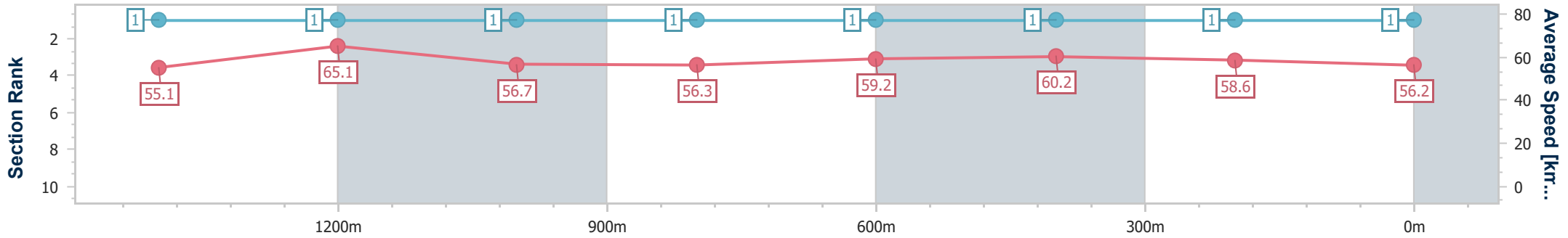
Horse/Jockey Name	Allora Enzo
Final Rank	1
Fastest Section Time (Section)	0:11.20 (1400m)
Top Speed [km/h] (Section)	69.4 (1400m)
Race State	Finished



Toowoomba QLD Professional  
 Race 4: PRYDE'S EASIFEED Class 1 Handicap - 1625m  
 08 July 2023 - 18:57  
 Track Rating: Good 4 , Weather: Fine, Rail Position: +3m Entire



Section	Overall	1400m	1200m	1000m	800m	600m	400m	200m
Section Times	1:40.78 [1] (0:14.88)	1:25.90 [1] (0:11.20)	1:14.70 [1] (0:12.70)	1:02.00 [1] (0:12.86)	0:49.14 [1] (0:12.17)	0:36.97 [1] (0:11.95)	0:25.02 [1] (0:12.24)	0:12.78 [1] (0:12.78)
Average Speed [km/h]	55.1	65.1	56.7	56.3	59.2	60.2	58.6	56.2
Top Speed [km/h]	69.0	69.4	60.5	58.0	60.8	61.0	60.6	57.1
Avg. Dist. to Rail [m]	7.7	2.0	1.6	1.7	0.6	0.5	0.7	1.9
Avg. Stride Freq. [Hz]	2.3	2.4	2.3	2.3	2.3	2.4	2.3	2.3
Avg. Stride Length [m]	6.7	7.4	7.0	6.9	7.1	7.1	7.0	6.8



- [ ] Ranking at each section and finish
- .-.- No data available at this section
- NA No data available



Horse/Jockey Name	Bringme
Final Rank	2
Fastest Section Time (Section)	0:11.51 (1400m)
Top Speed [km/h] (Section)	65.9 (Overall)
Race State	Finished



Toowoomba QLD Professional

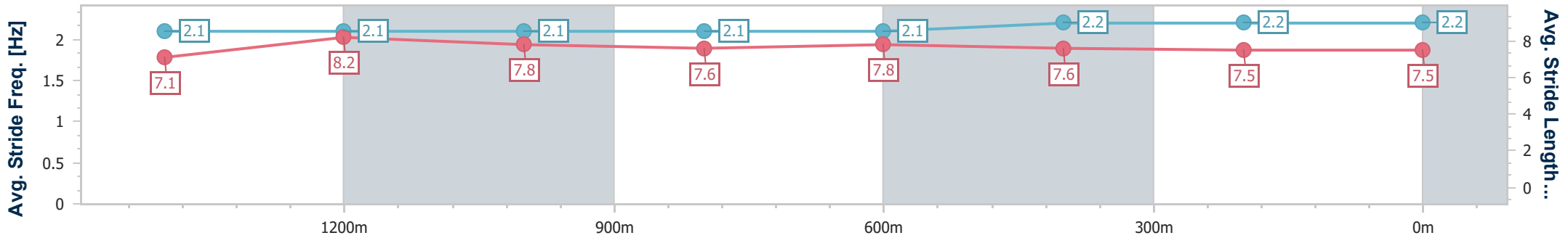
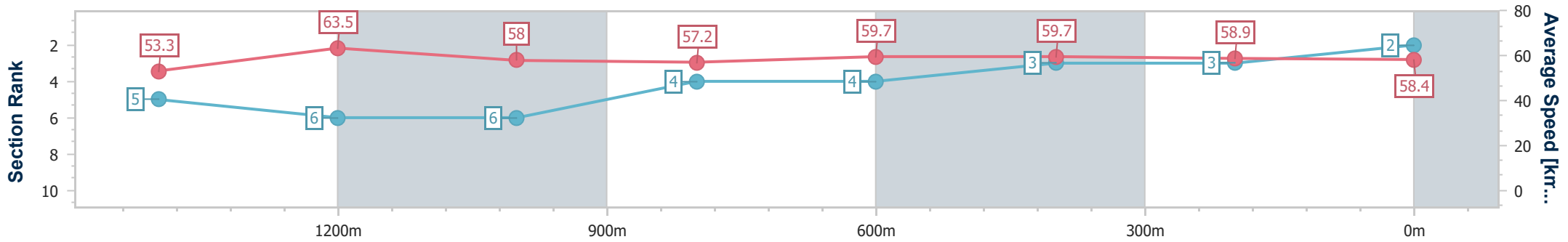
Race 4: PRYDE'S EASIFEED Class 1 Handicap - 1625m

08 July 2023 - 18:57

Track Rating: Good 4 , Weather: Fine, Rail Position: +3m Entire



Section	Overall	1400m	1200m	1000m	800m	600m	400m	200m				
Section Times	1:40.91 [2] (0:15.35)	1:25.56 [5] (0:11.51)	1:14.05 [6] (0:12.43)	1:01.62 [6] (0:12.76)	0:48.86 [4] (0:12.15)	0:36.71 [4] (0:12.17)	0:24.54 [3] (0:12.25)	0:12.29 [3] (0:12.29)				
Average Speed [km/h]	53.3	63.5	58.0	57.2	59.7	59.7	58.9	58.4				
Top Speed [km/h]	65.9	64.6	61.1	58.7	60.9	60.8	59.9	59.5				
Avg. Dist. to Rail [m]	7.3	2.7	3.4	4.0	2.1	1.3	1.3	3.2				
Avg. Stride Freq. [Hz]	2.1	2.1	2.1	2.1	2.1	2.2	2.2	2.2				
Avg. Stride Length [m]	7.1	8.2	7.8	7.6	7.8	7.6	7.5	7.5				



- [ ] Ranking at each section and finish
- .-.- No data available at this section
- NA No data available



Horse/Jockey Name	General Elliot
Final Rank	3
Fastest Section Time (Section)	0:11.54 (1400m)
Top Speed [km/h] (Section)	66.1 (Overall)
Race State	Finished



### Toowoomba QLD Professional

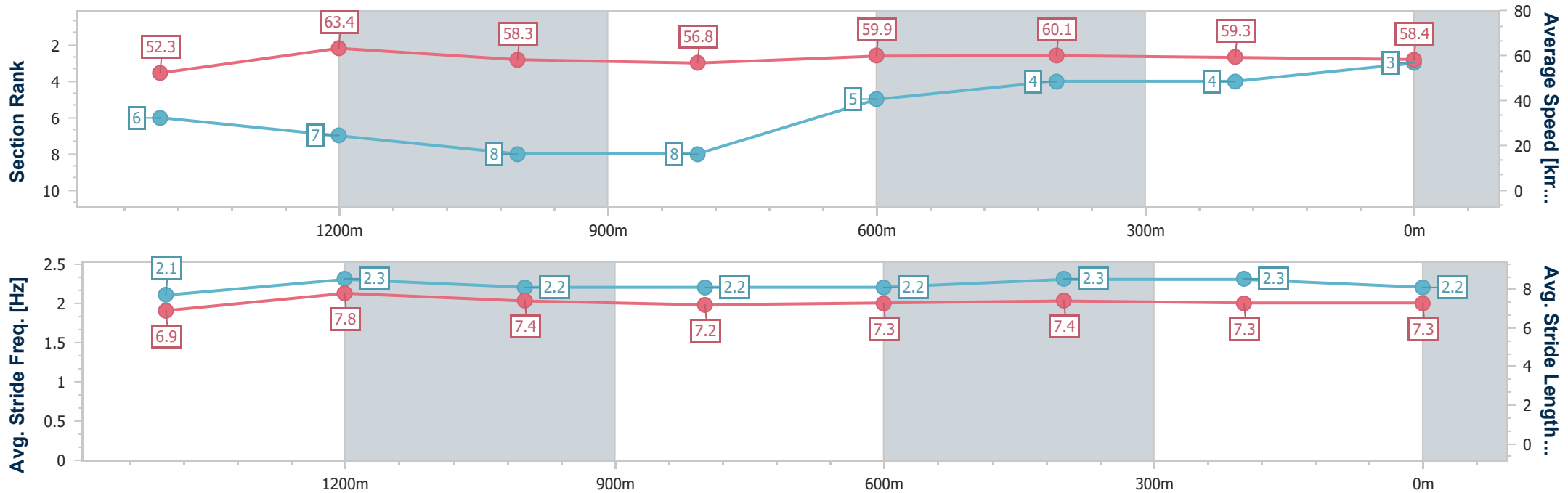
Race 4: PRYDE'S EASIFEED Class 1 Handicap - 1625m

08 July 2023 - 18:57



Track Rating: Good 4 , Weather: Fine, Rail Position: +3m Entire

Section	Overall	1400m	1200m	1000m	800m	600m	400m	200m
Section Times	1:41.03 [3] (0:15.63)	1:25.40 [6] (0:11.54)	1:13.86 [7] (0:12.36)	1:01.50 [8] (0:12.85)	0:48.65 [8] (0:12.07)	0:36.58 [5] (0:12.05)	0:24.53 [4] (0:12.23)	0:12.30 [4] (0:12.30)
Average Speed [km/h]	52.3	63.4	58.3	56.8	59.9	60.1	59.3	58.4
Top Speed [km/h]	66.1	65.1	61.3	58.2	60.8	61.3	60.1	59.1
Avg. Dist. to Rail [m]	6.8	2.6	2.6	3.5	1.0	1.5	2.5	5.4
Avg. Stride Freq. [Hz]	2.1	2.3	2.2	2.2	2.2	2.3	2.3	2.2
Avg. Stride Length [m]	6.9	7.8	7.4	7.2	7.3	7.4	7.3	7.3



- [ ] Ranking at each section and finish
- .-.- No data available at this section
- NA No data available



Horse/Jockey Name	Sennachie
Final Rank	4
Fastest Section Time (Section)	0:11.05 (1400m)
Top Speed [km/h] (Section)	66.9 (1400m)
Race State	Finished



Toowoomba QLD Professional

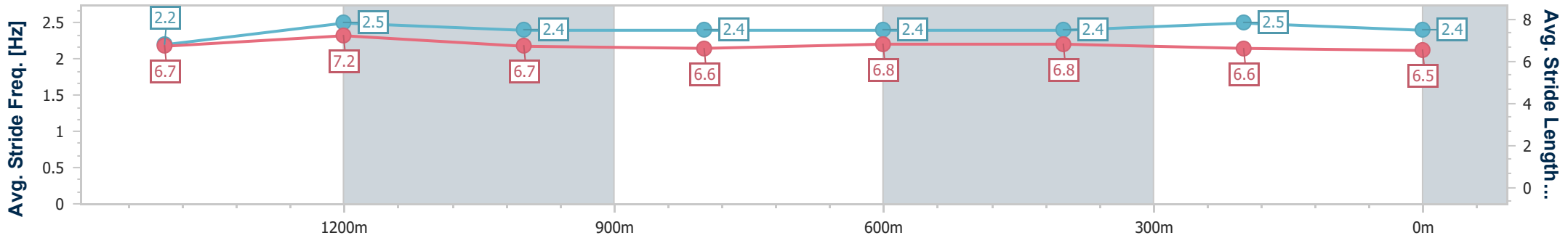
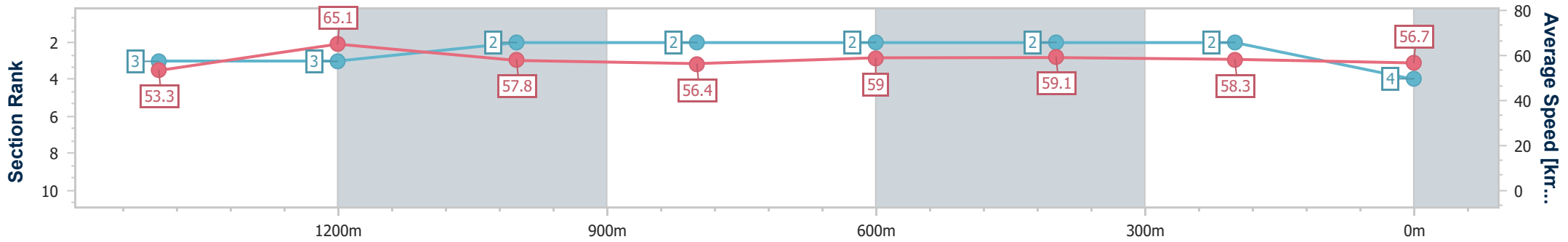
Race 4: PRYDE'S EASIFEED Class 1 Handicap - 1625m

08 July 2023 - 18:57



Track Rating: Good 4 , Weather: Fine, Rail Position: +3m Entire

Section	Overall	1400m	1200m	1000m	800m	600m	400m	200m
Section Times	1:41.17 [4] (0:15.30)	1:25.87 [3] (0:11.05)	1:14.82 [3] (0:12.44)	1:02.38 [2] (0:12.86)	0:49.52 [2] (0:12.27)	0:37.25 [2] (0:12.25)	0:25.00 [2] (0:12.32)	0:12.68 [2] (0:12.68)
Average Speed [km/h]	53.3	65.1	57.8	56.4	59.0	59.1	58.3	56.7
Top Speed [km/h]	66.7	66.9	64.1	58.5	60.0	60.2	59.4	58.8
Avg. Dist. to Rail [m]	5.0	0.6	0.9	2.1	1.9	1.1	0.7	0.6
Avg. Stride Freq. [Hz]	2.2	2.5	2.4	2.4	2.4	2.4	2.5	2.4
Avg. Stride Length [m]	6.7	7.2	6.7	6.6	6.8	6.8	6.6	6.5



- [ ] Ranking at each section and finish
- .-.- No data available at this section
- NA No data available



Horse/Jockey Name	Epic Love
Final Rank	5
Fastest Section Time (Section)	0:10.83 (1400m)
Top Speed [km/h] (Section)	69.8 (1400m)
Race State	Finished



### Toowoomba QLD Professional

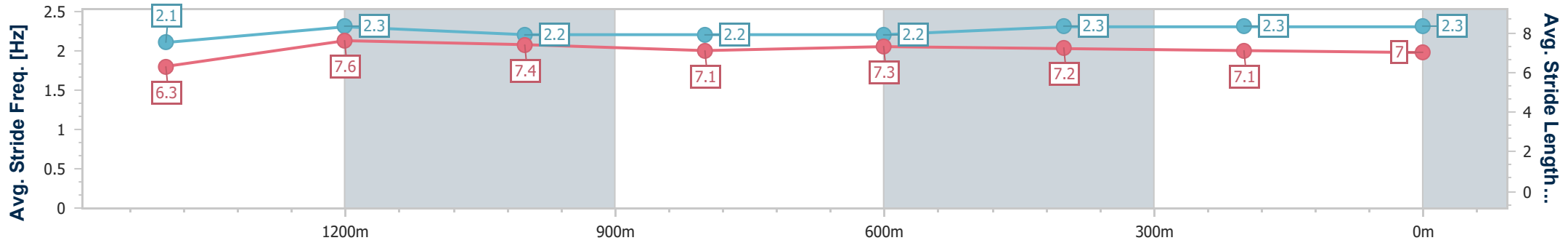
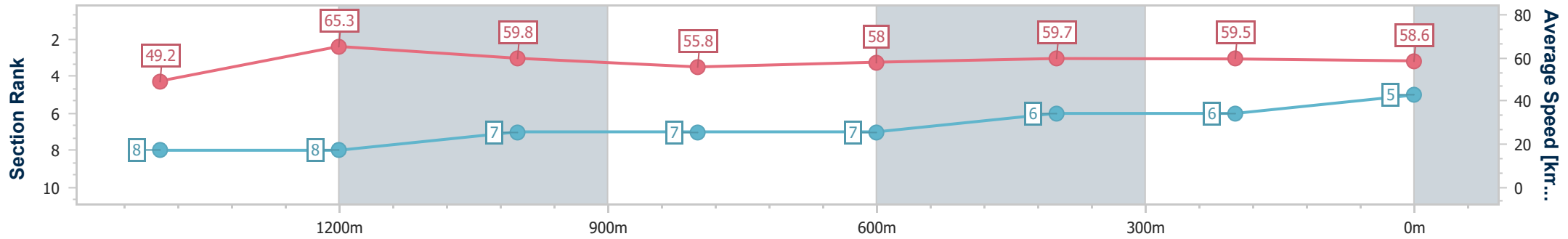
Race 4: PRYDE'S EASIFEED Class 1 Handicap - 1625m

08 July 2023 - 18:57



Track Rating: Good 4 , Weather: Fine, Rail Position: +3m Entire

Section	Overall	1400m	1200m	1000m	800m	600m	400m	200m					
Section Times	1:41.40 [5] (0:16.60)	1:24.80 [8] (0:10.83)	1:13.97 [8] (0:11.99)	1:01.98 [7] (0:12.93)	0:49.05 [7] (0:12.43)	0:36.62 [7] (0:12.17)	0:24.45 [6] (0:12.20)	0:12.25 [6] (0:12.25)					
Average Speed [km/h]	49.2	65.3	59.8	55.8	58.0	59.7	59.5	58.6					
Top Speed [km/h]	68.0	69.8	62.5	57.1	60.3	60.5	60.5	59.7					
Avg. Dist. to Rail [m]	5.0	3.6	3.4	0.7	1.2	1.8	2.6	5.7					
Avg. Stride Freq. [Hz]	2.1	2.3	2.2	2.2	2.2	2.3	2.3	2.3					
Avg. Stride Length [m]	6.3	7.6	7.4	7.1	7.3	7.2	7.1	7.0					



- [ ] Ranking at each section and finish
- .-.- No data available at this section
- NA No data available



Horse/Jockey Name	Extassy
Final Rank	6
Fastest Section Time (Section)	0:11.36 (1400m)
Top Speed [km/h] (Section)	68.4 (Overall)
Race State	Finished



Toowoomba QLD Professional

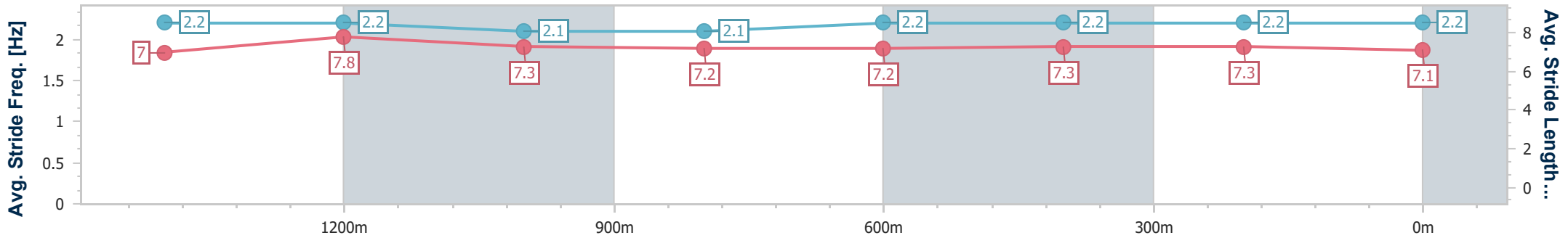
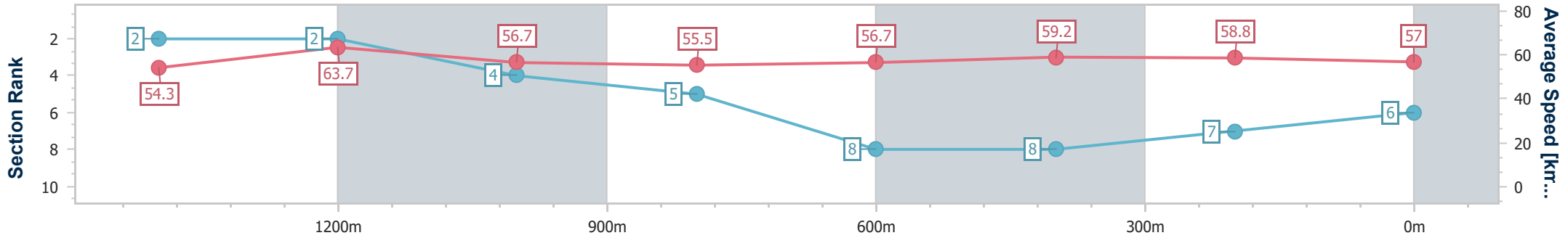
Race 4: PRYDE'S EASIFEED Class 1 Handicap - 1625m

08 July 2023 - 18:57



Track Rating: Good 4 , Weather: Fine, Rail Position: +3m Entire

Section	Overall	1400m	1200m	1000m	800m	600m	400m	200m
Section Times	1:41.90 [6] (0:14.95)	1:26.95 [2] (0:11.36)	1:15.59 [2] (0:12.74)	1:02.85 [4] (0:13.04)	0:49.81 [5] (0:12.76)	0:37.05 [8] (0:12.19)	0:24.86 [8] (0:12.24)	0:12.62 [7] (0:12.62)
Average Speed [km/h]	54.3	63.7	56.7	55.5	56.7	59.2	58.8	57.0
Top Speed [km/h]	68.4	67.8	62.1	56.6	59.1	59.9	60.5	57.5
Avg. Dist. to Rail [m]	2.5	0.9	1.6	1.4	1.3	0.6	0.4	0.6
Avg. Stride Freq. [Hz]	2.2	2.2	2.1	2.1	2.2	2.2	2.2	2.2
Avg. Stride Length [m]	7.0	7.8	7.3	7.2	7.2	7.3	7.3	7.1



- [ ] Ranking at each section and finish
- .-.- No data available at this section
- NA No data available





Horse/Jockey Name	Rowlett
Final Rank	7
Fastest Section Time (Section)	0:10.93 (1400m)
Top Speed [km/h] (Section)	69.8 (Overall)
Race State	Finished



Toowoomba QLD Professional

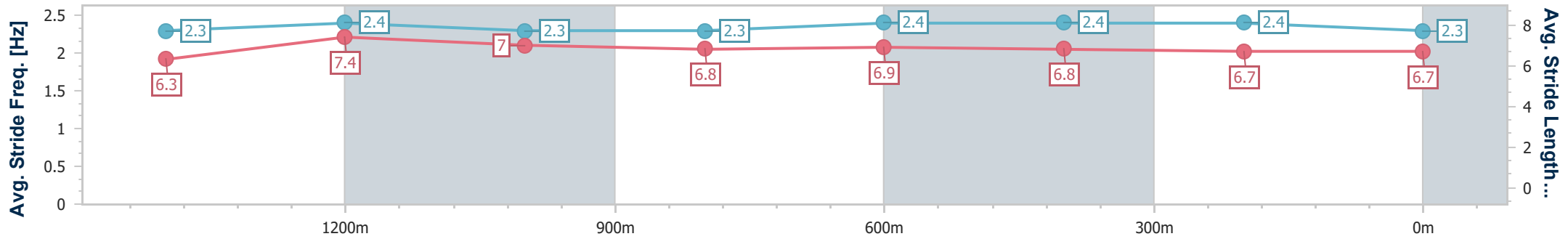
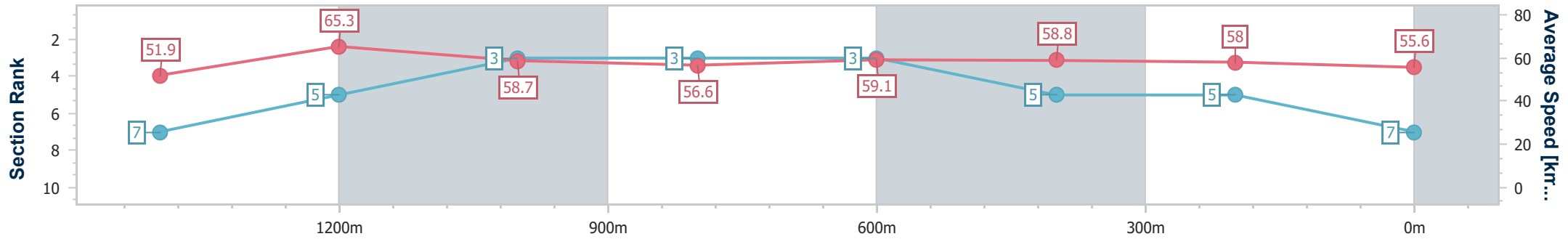
Race 4: PRYDE'S EASIFEED Class 1 Handicap - 1625m

08 July 2023 - 18:57

Track Rating: Good 4 , Weather: Fine, Rail Position: +3m Entire



Section	Overall	1400m	1200m	1000m	800m	600m	400m	200m
Section Times	1:41.96 [7] (0:15.81)	1:26.15 [7] (0:10.93)	1:15.22 [5] (0:12.26)	1:02.96 [3] (0:12.84)	0:50.12 [3] (0:12.29)	0:37.83 [3] (0:12.42)	0:25.41 [5] (0:12.47)	0:12.94 [5] (0:12.94)
Average Speed [km/h]	51.9	65.3	58.7	56.6	59.1	58.8	58.0	55.6
Top Speed [km/h]	69.8	69.1	62.4	58.3	60.3	60.7	59.4	56.8
Avg. Dist. to Rail [m]	7.4	1.4	1.4	2.3	3.2	2.6	1.4	1.2
Avg. Stride Freq. [Hz]	2.3	2.4	2.3	2.3	2.4	2.4	2.4	2.3
Avg. Stride Length [m]	6.3	7.4	7.0	6.8	6.9	6.8	6.7	6.7



- [ ] Ranking at each section and finish
- .-.- No data available at this section
- NA No data available



Horse/Jockey Name	Alaltun
Final Rank	8
Fastest Section Time (Section)	0:11.33 (1400m)
Top Speed [km/h] (Section)	67.1 (Overall)
Race State	Finished



Toowoomba QLD Professional

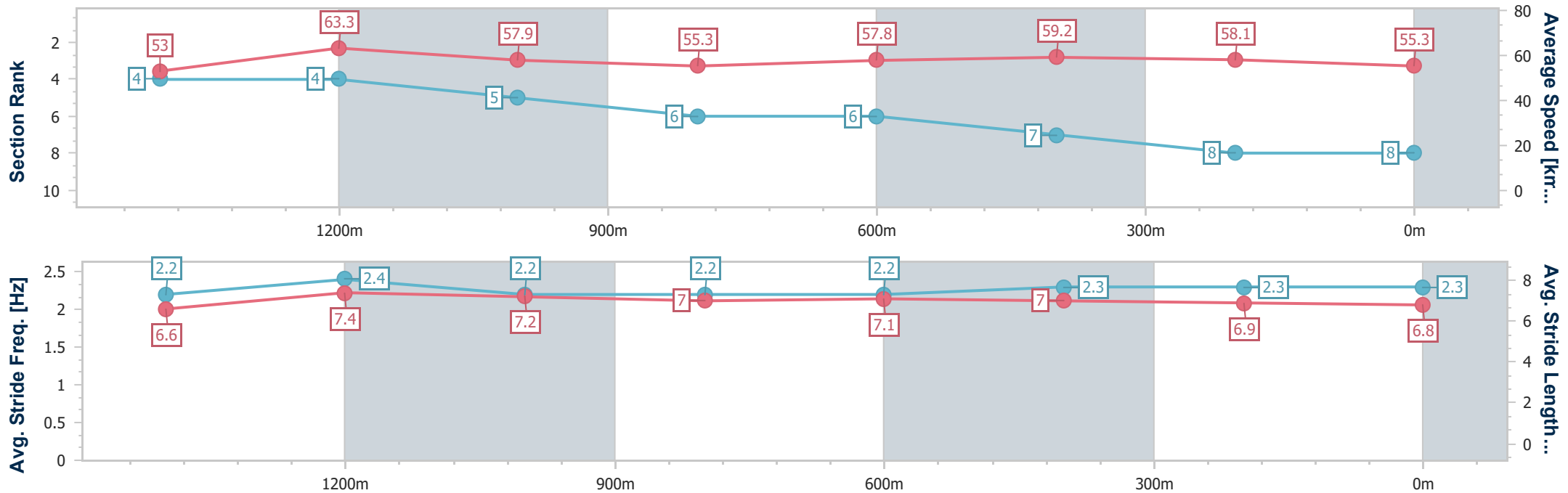
Race 4: PRYDE'S EASIFEED Class 1 Handicap - 1625m

08 July 2023 - 18:57

Track Rating: Good 4 , Weather: Fine, Rail Position: +3m Entire



Section	Overall	1400m	1200m	1000m	800m	600m	400m	200m
Section Times	1:42.37 [8] (0:15.32)	1:27.05 [4] (0:11.33)	1:15.72 [4] (0:12.43)	1:03.29 [5] (0:13.11)	0:50.18 [6] (0:12.56)	0:37.62 [6] (0:12.23)	0:25.39 [7] (0:12.38)	0:13.01 [8] (0:13.01)
Average Speed [km/h]	53.0	63.3	57.9	55.3	57.8	59.2	58.1	55.3
Top Speed [km/h]	67.1	66.0	61.5	57.9	59.3	60.8	58.9	57.2
Avg. Dist. to Rail [m]	2.4	1.0	0.7	1.7	2.3	1.2	0.8	4.0
Avg. Stride Freq. [Hz]	2.2	2.4	2.2	2.2	2.2	2.3	2.3	2.3
Avg. Stride Length [m]	6.6	7.4	7.2	7.0	7.1	7.0	6.9	6.8



- [ ] Ranking at each section and finish
- .-.- No data available at this section
- NA No data available