



**Toowoomba QLD Professional**  
**Race 7: HARVEY NORMAN COMMERCIAL TOOWOOMBA QTIS Three-**  
**Year-Old BENCHMARK 60 Handicap - 1200m**  
**08 July 2023 - 20:40**



Track Rating: Good 4 , Weather: Fine, Rail Position: +3m Entire

Section		Overall	1000m	800m	600m	400m	200m	Last 600m					
Field Times		1:12.48 (0:13.53)	0:58.95 (0:10.56)	0:48.39 (0:11.40)	0:36.99 (0:11.92)	0:25.07 (0:12.17)	0:12.90 (0:12.90)	0:36.99					
Rank	TAB Horse/Jockey	Barrier	Top Speed [km/h]	Fastest Section	Margin						Distance Travelled [m]		
1	3 <b>SPILL THE TEARS</b> Emily Lang	3	70.8 1000m	0:10.56 1000m	1:12.48 [1] (0:13.53)	0:58.95 [1] (0:10.56)	0:48.39 [1] (0:11.40)	0:36.99 [1] (0:11.92)	0:25.07 [1] (0:12.17)	0:12.90 [1] (0:12.90)	1:12.48	0:36.99	
2	2 <b>GOLDEELUCK</b> Georgina Cartwright	5	68.7 1000m	0:10.85 1000m	1:12.56 [2] (0:14.08)	0:58.48 [6] (0:10.85)	0:47.63 [5] (0:11.30)	0:36.33 [7] (0:12.01)	0:24.32 [5] (0:11.99)	0:12.33 [4] (0:12.33)	0.4L	0:36.33	+1
3	1 <b>FLANK SPEED</b> Olivia Webb	7	66.7 800m	0:10.64 1000m	1:12.62 [3] (0:13.70)	0:58.92 [2] (0:10.64)	0:48.28 [2] (0:11.30)	0:36.98 [2] (0:12.05)	0:24.93 [2] (0:12.25)	0:12.68 [2] (0:12.68)	0.6L	0:36.98	+6
4	4 <b>HUE</b> Sariah Champkin	6	68.3 800m	0:10.97 800m	1:13.00 [4] (0:13.98)	0:59.02 [5] (0:11.07)	0:47.95 [7] (0:10.97)	0:36.98 [4] (0:12.24)	0:24.74 [7] (0:12.32)	0:12.42 [5] (0:12.42)	2.9L	0:36.98	+10
5	6 <b>MISHANI MISTRESS</b> Casey Waddell	2	69.6 Overall	0:10.79 1000m	1:13.10 [5] (0:14.14)	0:58.96 [7] (0:10.79)	0:48.17 [6] (0:11.13)	0:37.04 [6] (0:11.85)	0:25.19 [3] (0:12.21)	0:12.98 [3] (0:12.98)	3.4L	0:37.04	-4
6	7 <b>MY MOSES</b> Alisha Donald	1	69.7 Overall	0:10.71 1000m	1:14.34 [6] (0:13.79)	1:00.55 [4] (0:10.71)	0:49.84 [3] (0:11.44)	0:38.40 [3] (0:12.07)	0:26.33 [4] (0:12.72)	0:13.61 [6] (0:13.61)	10.7L	0:38.40	-3
7	5 <b>LES GIRLS</b> Nozi Tomizawa	4	69.0 1000m	0:10.91 1000m	1:15.38 [7] (0:13.76)	1:01.62 [3] (0:10.91)	0:50.71 [4] (0:11.36)	0:39.35 [5] (0:12.22)	0:27.13 [6] (0:12.88)	0:14.25 [7] (0:14.25)	16.7L	0:39.35	+7



Horse/Jockey Name	Spill The Tears
Final Rank	1
Fastest Section Time (Section)	0:10.56 (1000m)
Top Speed [km/h] (Section)	70.8 (1000m)
Race State	Finished



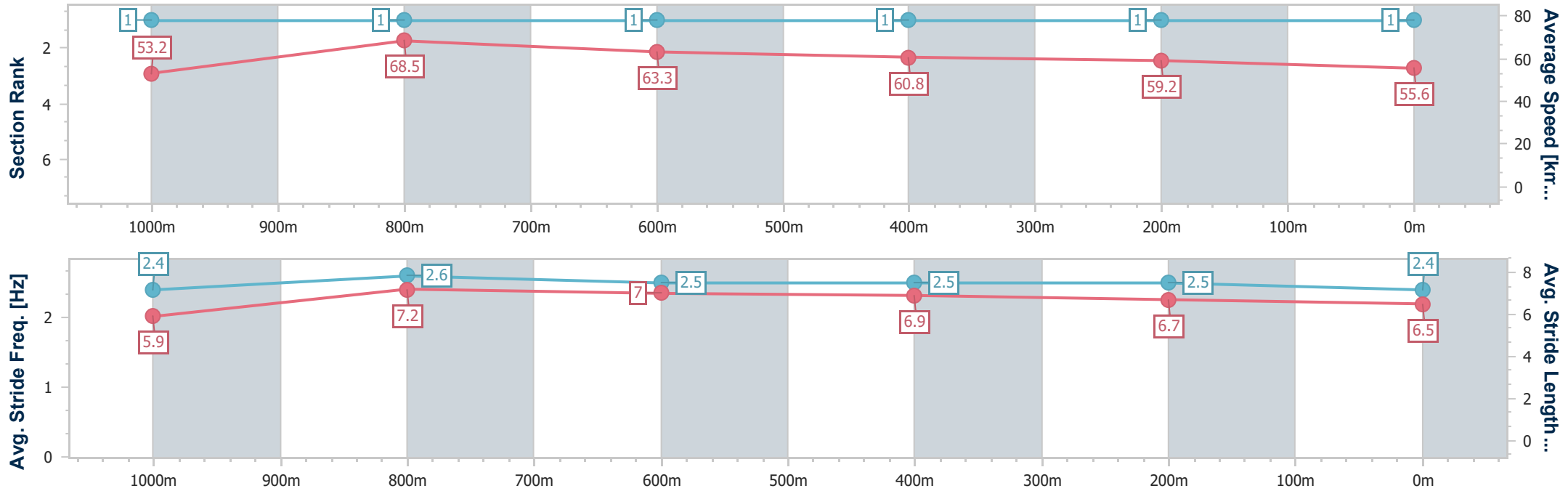
Toowoomba QLD Professional  
 Race 7: HARVEY NORMAN COMMERCIAL TOWOOMBA QTIS  
 Three-Year-Old BENCHMARK 60 Handicap - 1200m



08 July 2023 - 20:40

Track Rating: Good 4 , Weather: Fine, Rail Position: +3m Entire

Section	Overall	1000m	800m	600m	400m	200m
Section Times	1:12.48 [1] (0:13.53)	0:58.95 [1] (0:10.56)	0:48.39 [1] (0:11.40)	0:36.99 [1] (0:11.92)	0:25.07 [1] (0:12.17)	0:12.90 [1] (0:12.90)
Average Speed [km/h]	53.2	68.5	63.3	60.8	59.2	55.6
Top Speed [km/h]	70.2	70.8	66.0	63.2	60.2	57.4
Avg. Dist. to Rail [m]	6.4	2.2	1.0	1.2	0.4	1.7
Avg. Stride Freq. [Hz]	2.4	2.6	2.5	2.5	2.5	2.4
Avg. Stride Length [m]	5.9	7.2	7.0	6.9	6.7	6.5



- [ ] Ranking at each section and finish
- .-.- No data available at this section
- NA No data available



Horse/Jockey Name	Goldeeluck
Final Rank	2
Fastest Section Time (Section)	0:10.85 (1000m)
Top Speed [km/h] (Section)	68.7 (1000m)
Race State	Finished



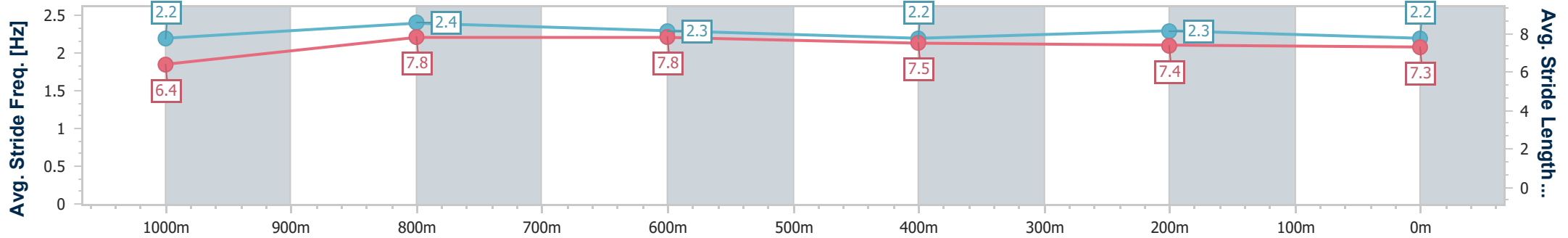
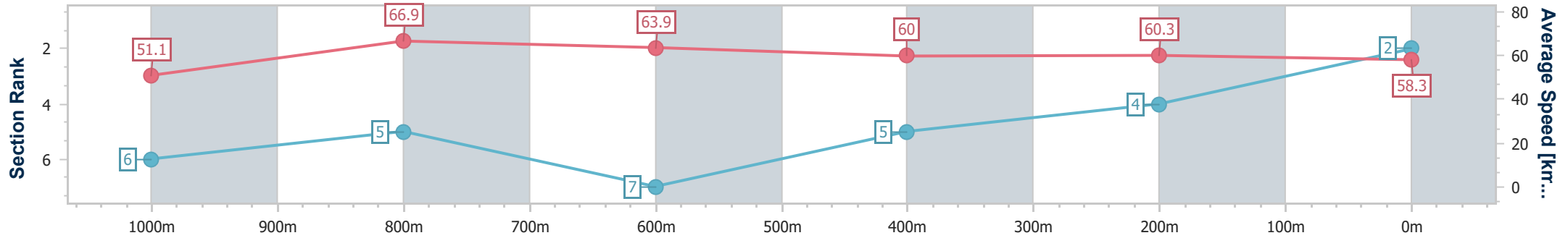
Toowoomba QLD Professional  
 Race 7: HARVEY NORMAN COMMERCIAL TOWOOMBA QTIS  
 Three-Year-Old BENCHMARK 60 Handicap - 1200m



08 July 2023 - 20:40

Track Rating: Good 4 , Weather: Fine, Rail Position: +3m Entire

Section	Overall	1000m	800m	600m	400m	200m
Section Times	1:12.56 [2] (0:14.08)	0:58.48 [6] (0:10.85)	0:47.63 [5] (0:11.30)	0:36.33 [7] (0:12.01)	0:24.32 [5] (0:11.99)	0:12.33 [4] (0:12.33)
Average Speed [km/h]	51.1	66.9	63.9	60.0	60.3	58.3
Top Speed [km/h]	67.9	68.7	67.0	63.0	61.3	60.1
Avg. Dist. to Rail [m]	7.1	2.6	0.5	0.4	1.9	3.9
Avg. Stride Freq. [Hz]	2.2	2.4	2.3	2.2	2.3	2.2
Avg. Stride Length [m]	6.4	7.8	7.8	7.5	7.4	7.3



- [ ] Ranking at each section and finish
- .-.- No data available at this section
- NA No data available



Horse/Jockey Name	Flank Speed
Final Rank	3
Fastest Section Time (Section)	0:10.64 (1000m)
Top Speed [km/h] (Section)	66.7 (800m)
Race State	Finished



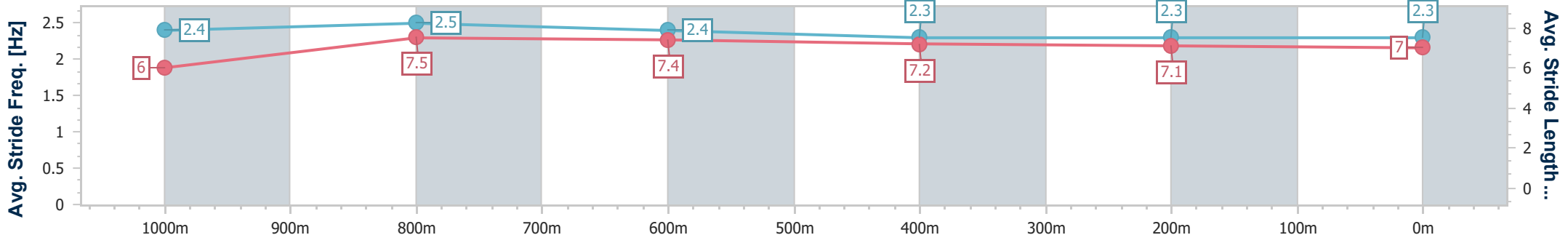
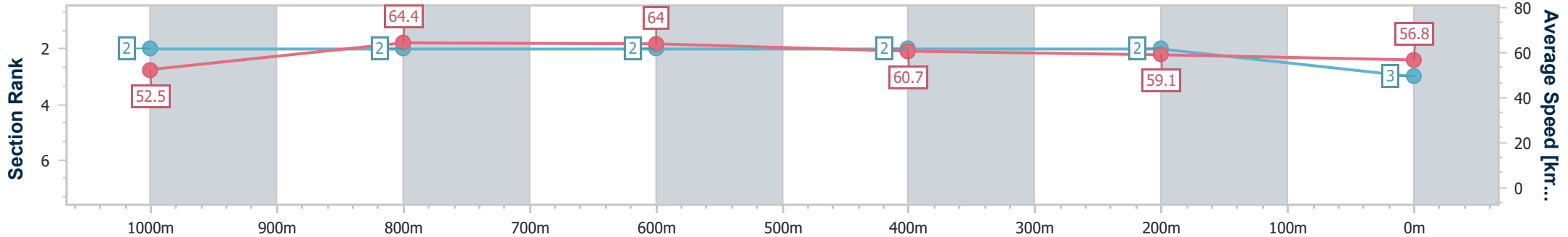
Toowoomba QLD Professional  
 Race 7: HARVEY NORMAN COMMERCIAL TOWOOMBA QTIS  
 Three-Year-Old BENCHMARK 60 Handicap - 1200m



08 July 2023 - 20:40

Track Rating: Good 4 , Weather: Fine, Rail Position: +3m Entire

Section	Overall	1000m	800m	600m	400m	200m
Section Times	1:12.62 [3] (0:13.70)	0:58.92 [2] (0:10.64)	0:48.28 [2] (0:11.30)	0:36.98 [2] (0:12.05)	0:24.93 [2] (0:12.25)	0:12.68 [2] (0:12.68)
Average Speed [km/h]	52.5	64.4	64.0	60.7	59.1	56.8
Top Speed [km/h]	60.5	66.2	66.7	63.1	60.4	57.8
Avg. Dist. to Rail [m]	11.4	5.3	1.8	2.9	2.0	3.1
Avg. Stride Freq. [Hz]	2.4	2.5	2.4	2.3	2.3	2.3
Avg. Stride Length [m]	6.0	7.5	7.4	7.2	7.1	7.0



- [ ] Ranking at each section and finish
- .-.- No data available at this section
- NA No data available



Horse/Jockey Name	Hue
Final Rank	4
Fastest Section Time (Section)	0:10.97 (800m)
Top Speed [km/h] (Section)	68.3 (800m)
Race State	Finished



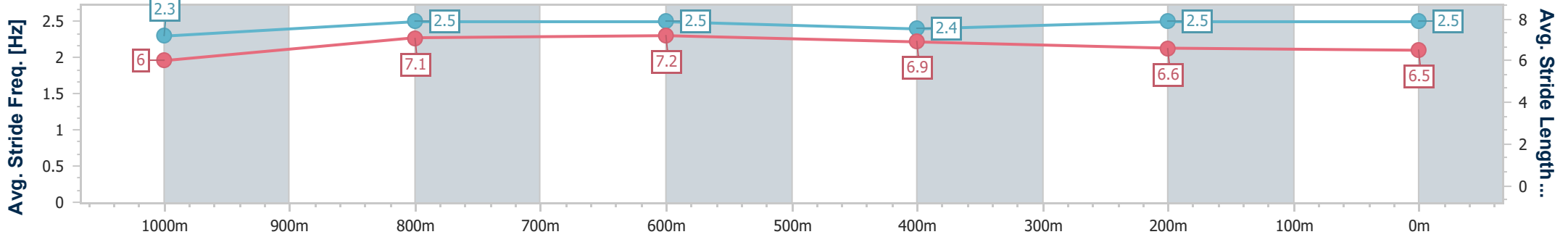
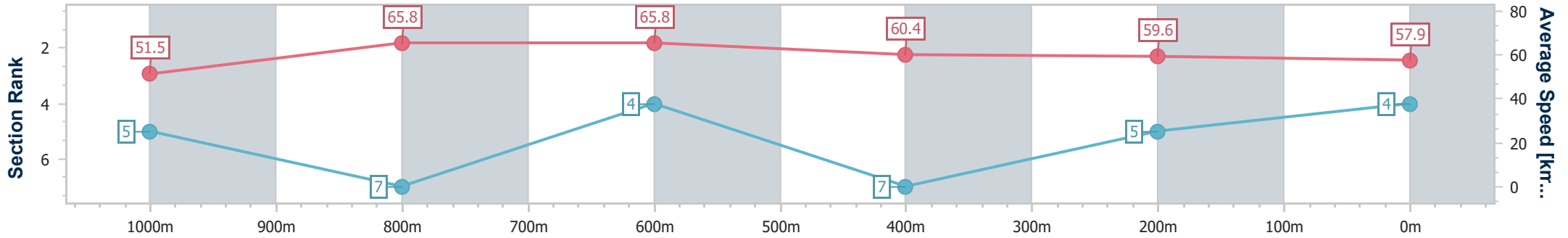
Toowoomba QLD Professional  
 Race 7: HARVEY NORMAN COMMERCIAL TOOWOOMBA QTIS  
 Three-Year-Old BENCHMARK 60 Handicap - 1200m



08 July 2023 - 20:40

Track Rating: Good 4 , Weather: Fine, Rail Position: +3m Entire

Section	Overall	1000m	800m	600m	400m	200m
Section Times	1:13.00 [4] (0:13.98)	0:59.02 [5] (0:11.07)	0:47.95 [7] (0:10.97)	0:36.98 [4] (0:12.24)	0:24.74 [7] (0:12.32)	0:12.42 [5] (0:12.42)
Average Speed [km/h]	51.5	65.8	65.8	60.4	59.6	57.9
Top Speed [km/h]	66.5	67.4	68.3	62.3	61.8	59.1
Avg. Dist. to Rail [m]	7.5	3.7	1.2	4.9	5.8	3.7
Avg. Stride Freq. [Hz]	2.3	2.5	2.5	2.4	2.5	2.5
Avg. Stride Length [m]	6.0	7.1	7.2	6.9	6.6	6.5



- [ ] Ranking at each section and finish
- .-.- No data available at this section
- NA No data available



Horse/Jockey Name	Mishani Mistress
Final Rank	5
Fastest Section Time (Section)	0:10.79 (1000m)
Top Speed [km/h] (Section)	69.6 (Overall)
Race State	Finished



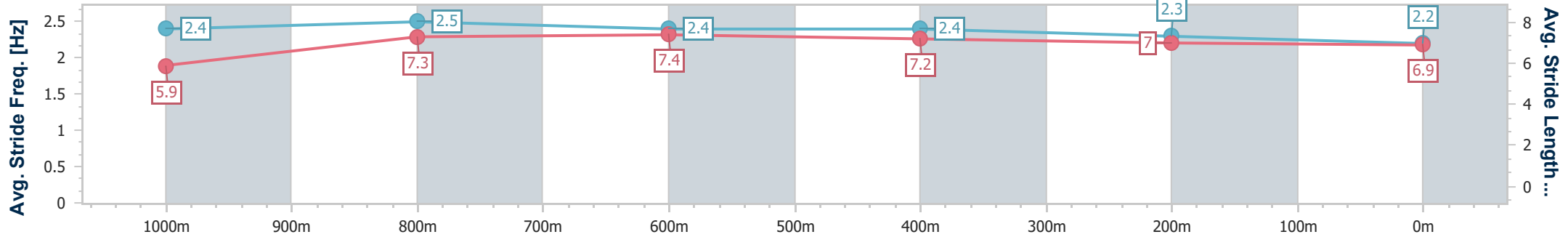
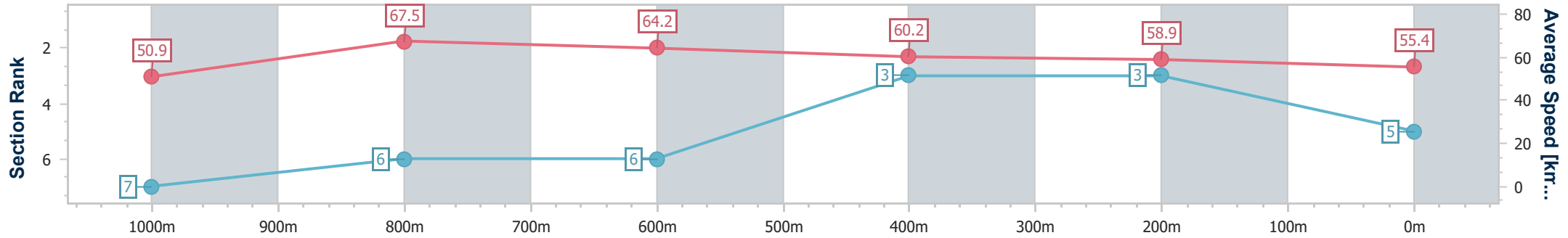
Toowoomba QLD Professional  
 Race 7: HARVEY NORMAN COMMERCIAL TOWOOMBA QTIS  
 Three-Year-Old BENCHMARK 60 Handicap - 1200m



08 July 2023 - 20:40

Track Rating: Good 4 , Weather: Fine, Rail Position: +3m Entire

Section	Overall	1000m	800m	600m	400m	200m
Section Times	1:13.10 [5] (0:14.14)	0:58.96 [7] (0:10.79)	0:48.17 [6] (0:11.13)	0:37.04 [6] (0:11.85)	0:25.19 [3] (0:12.21)	0:12.98 [3] (0:12.98)
Average Speed [km/h]	50.9	67.5	64.2	60.2	58.9	55.4
Top Speed [km/h]	69.6	69.5	66.8	62.9	60.1	57.5
Avg. Dist. to Rail [m]	8.0	3.4	1.7	1.5	0.8	1.6
Avg. Stride Freq. [Hz]	2.4	2.5	2.4	2.4	2.3	2.2
Avg. Stride Length [m]	5.9	7.3	7.4	7.2	7.0	6.9



- [ ] Ranking at each section and finish
- .-.- No data available at this section
- NA No data available



Horse/Jockey Name	My Moses
Final Rank	6
Fastest Section Time (Section)	0:10.71 (1000m)
Top Speed [km/h] (Section)	69.7 (Overall)
Race State	Finished



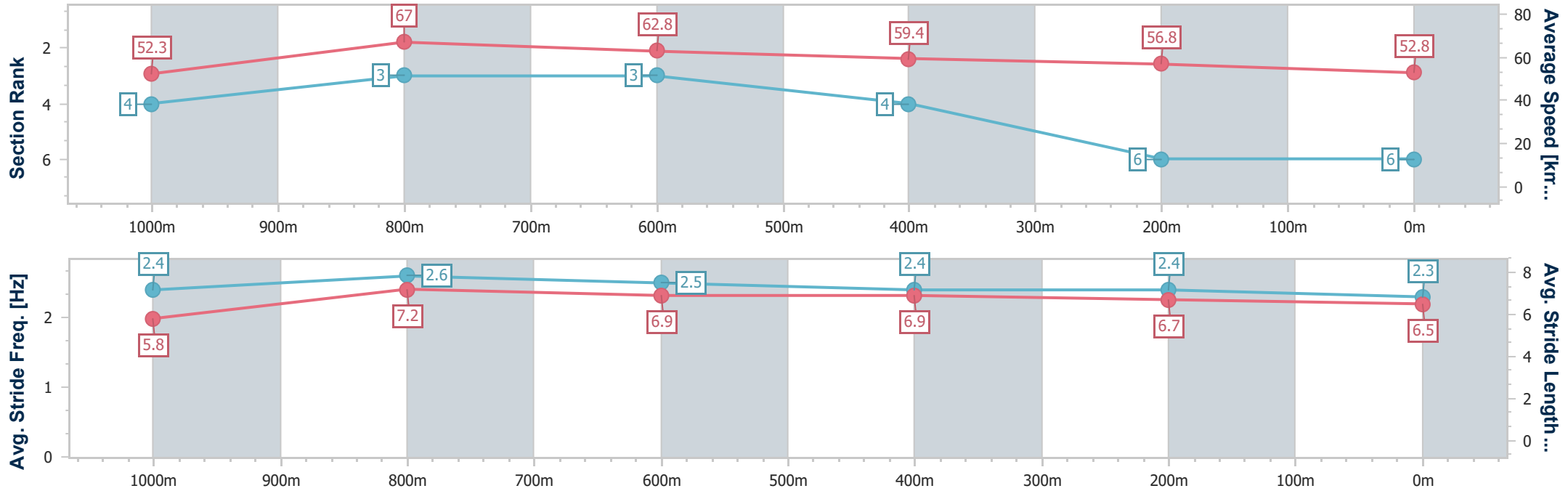
Toowoomba QLD Professional  
 Race 7: HARVEY NORMAN COMMERCIAL TOOWOOMBA QTIS  
 Three-Year-Old BENCHMARK 60 Handicap - 1200m



08 July 2023 - 20:40

Track Rating: Good 4 , Weather: Fine, Rail Position: +3m Entire

Section	Overall	1000m	800m	600m	400m	200m
Section Times	1:14.34 [6] (0:13.79)	1:00.55 [4] (0:10.71)	0:49.84 [3] (0:11.44)	0:38.40 [3] (0:12.07)	0:26.33 [4] (0:12.72)	0:13.61 [6] (0:13.61)
Average Speed [km/h]	52.3	67.0	62.8	59.4	56.8	52.8
Top Speed [km/h]	69.7	69.3	64.8	62.6	58.6	55.8
Avg. Dist. to Rail [m]	2.1	0.7	0.9	0.7	0.5	0.7
Avg. Stride Freq. [Hz]	2.4	2.6	2.5	2.4	2.4	2.3
Avg. Stride Length [m]	5.8	7.2	6.9	6.9	6.7	6.5



- [ ] Ranking at each section and finish
- .-.- No data available at this section
- NA No data available



Horse/Jockey Name	Les Girls
Final Rank	7
Fastest Section Time (Section)	0:10.91 (1000m)
Top Speed [km/h] (Section)	69.0 (1000m)
Race State	Finished



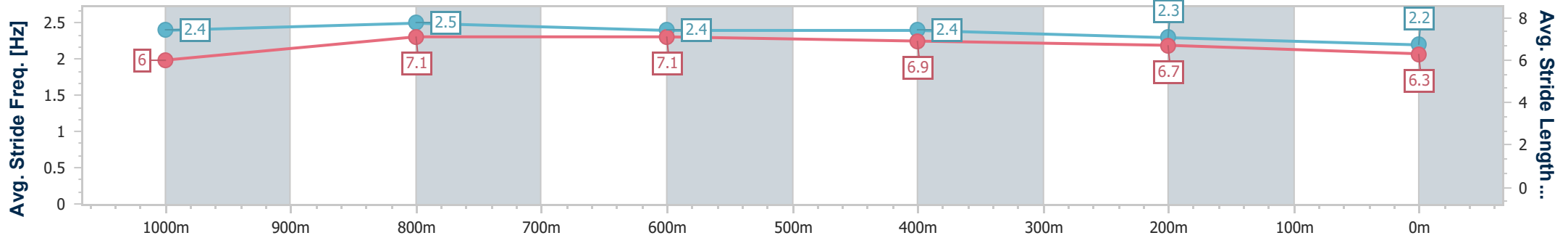
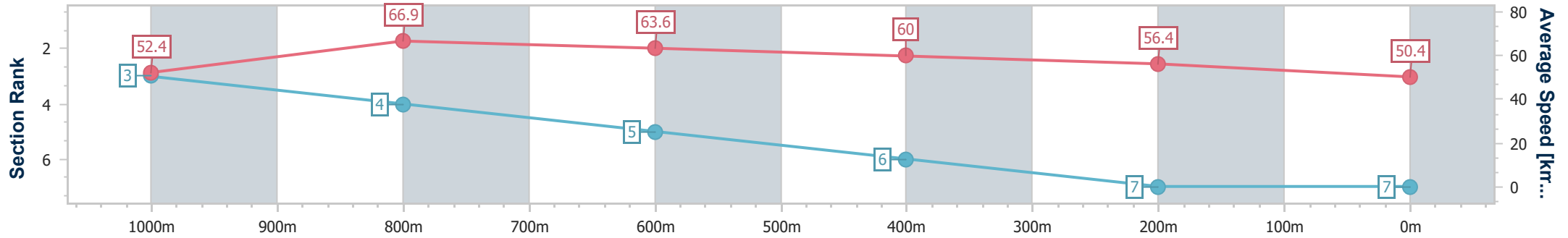
Toowoomba QLD Professional  
 Race 7: HARVEY NORMAN COMMERCIAL TOWOOMBA QTIS  
 Three-Year-Old BENCHMARK 60 Handicap - 1200m



08 July 2023 - 20:40

Track Rating: Good 4 , Weather: Fine, Rail Position: +3m Entire

Section	Overall	1000m	800m	600m	400m	200m
Section Times	1:15.38 [7] (0:13.76)	1:01.62 [3] (0:10.91)	0:50.71 [4] (0:11.36)	0:39.35 [5] (0:12.22)	0:27.13 [6] (0:12.88)	0:14.25 [7] (0:14.25)
Average Speed [km/h]	52.4	66.9	63.6	60.0	56.4	50.4
Top Speed [km/h]	68.6	69.0	66.2	63.5	58.8	53.8
Avg. Dist. to Rail [m]	7.9	4.3	1.0	3.6	2.9	4.6
Avg. Stride Freq. [Hz]	2.4	2.5	2.4	2.4	2.3	2.2
Avg. Stride Length [m]	6.0	7.1	7.1	6.9	6.7	6.3



- [ ] Ranking at each section and finish
- .-.- No data available at this section
- NA No data available