



# Sunshine Coast QLD Professional

## Race 3: SUNSHINE COAST HOTELS PUNTER'S CLUB Maiden Handicap - 1200m



09 July 2023 - 13:01

Track Rating: Soft 5, Weather: Fine, Rail Position: 2m

Section		Overall	1000m	800m	600m	400m	200m	Last 600m					
Field Times		1:12.94 (0:13.57)	0:59.37 (0:10.97)	0:48.40 (0:11.78)	0:36.62 (0:12.01)	0:24.61 (0:12.01)	0:12.60 (0:12.60)	0:36.62					
Rank	TAB Horse/Jockey	Barrier	Top Speed [km/h]	Fastest Section							Margin	Distance Travelled [m]	
1	9 VIRGO VISION Ryan Wiggins	5	65.5 1000m	0:11.24 1000m	1:12.94 [1] (0:14.32)	0:58.62 [13] (0:11.24)	0:47.38 [10] (0:11.66)	0:35.72 [9] (0:11.66)	0:24.06 [5] (0:11.53)	0:12.53 [2] (0:12.53)	1:12.94	0:35.72	
2	1 NOTACLUEHOWORWHO Justin Huxtable	17	68.6 1000m	0:11.17 1000m	1:13.31 [2] (0:14.14)	0:59.17 [9] (0:11.17)	0:48.00 [6] (0:11.79)	0:36.21 [6] (0:11.98)	0:24.23 [8] (0:11.86)	0:12.37 [8] (0:12.37)	2L	0:36.21	+0
3	7 THORSBY Tiffani Brooker	7	67.8 Overall	0:10.83 1000m	1:13.31 [3] (0:13.77)	0:59.54 [3] (0:10.83)	0:48.71 [2] (0:11.72)	0:36.99 [1] (0:12.01)	0:24.98 [1] (0:12.01)	0:12.97 [1] (0:12.97)	2.1L	0:36.99	-6
4	5 CURRY LEGEND James Orman	1	65.8 Overall	0:11.24 1000m	1:13.38 [4] (0:13.82)	0:59.56 [4] (0:11.24)	0:48.32 [5] (0:11.92)	0:36.40 [5] (0:11.98)	0:24.42 [6] (0:11.77)	0:12.65 [5] (0:12.65)	2.4L	0:36.40	-5
5	6 EIGHT CYLINDERS Matthew Powell	15	68.8 1000m	0:10.92 1000m	1:13.63 [5] (0:13.62)	1:00.01 [2] (0:10.92)	0:49.09 [1] (0:12.03)	0:37.06 [2] (0:12.00)	0:25.06 [3] (0:11.98)	0:13.08 [3] (0:13.08)	3.7L	0:37.06	+3
6	12 STATE A FACT Ryan Maloney	3	65.3 1000m	0:11.40 1000m	1:13.69 [6] (0:13.94)	0:59.75 [6] (0:11.40)	0:48.35 [8] (0:11.82)	0:36.53 [8] (0:11.82)	0:24.71 [7] (0:11.90)	0:12.81 [7] (0:12.81)	3.9L	0:36.53	-3
7	8 WEST CORK Nathan Evans	18	70.6 1000m	0:10.69 1000m	1:13.83 [7] (0:14.05)	0:59.78 [8] (0:10.69)	0:49.09 [4] (0:11.86)	0:37.23 [3] (0:11.95)	0:25.28 [2] (0:12.10)	0:13.18 [4] (0:13.18)	4.7L	0:37.23	+2
8	14 PANTHER POWER Minonette Kennedy	8	66.6 1000m	0:11.09 1000m	1:13.85 [8] (0:13.57)	1:00.28 [1] (0:11.09)	0:49.19 [3] (0:12.05)	0:37.14 [4] (0:12.08)	0:25.06 [4] (0:11.96)	0:13.10 [6] (0:13.10)	4.8L	0:37.14	+4
9	16 STANAGE BAY Samantha Collett	12	66.5 Overall	0:11.48 1000m	1:13.90 [9] (0:13.86)	1:00.04 [5] (0:11.48)	0:48.56 [7] (0:11.82)	0:36.74 [7] (0:11.97)	0:24.77 [10] (0:12.06)	0:12.71 [11] (0:12.71)	5L	0:36.74	+3
10	15 LADY IS AMPED Luke Tarrant	2	66.1 1000m	0:11.31 1000m	1:14.02 [10] (0:14.25)	0:59.77 [11] (0:11.31)	0:48.46 [10] (0:11.86)	0:36.60 [10] (0:11.70)	0:24.90 [9] (0:11.83)	0:13.07 [9] (0:13.07)	5.5L	0:36.60	-2

Scratched: Bain (#2), Master Rich (#3), Marleedoone (#10), Romantic Thoughts (#17)



**Sunshine Coast QLD Professional**  
**Race 3: SUNSHINE COAST HOTELS PUNTER'S CLUB Maiden Handicap**  
**- 1200m**  
**09 July 2023 - 13:01**



Track Rating: Soft 5, Weather: Fine, Rail Position: 2m

Section		Overall	1000m	800m	600m	400m	200m	Last 600m					
Field Times		1:12.94 (0:13.57)	0:59.37 (0:10.97)	0:48.40 (0:11.78)	0:36.62 (0:12.01)	0:24.61 (0:12.01)	0:12.60 (0:12.60)	0:36.62					
Rank	TAB Horse/Jockey	Barrier	Top Speed [km/h]	Fastest Section	Margin							Distance Travelled [m]	
11	11 <b>MODEL GIRL</b> Sean Cormack	6	64.2 1000m	0:11.55 1000m	1:14.07 [11] (0:14.30)	0:59.77 [12] (0:11.55)	0:48.22 [13] (0:11.70)	0:36.52 [12] (0:11.68)	0:24.84 [11] (0:11.89)	0:12.95 [10] (0:12.95)	5.7L	0:36.52	+3
12	19 <b>BELDEVILE</b> Adin Thompson	19	65.6 1000m	0:11.40 1000m	1:14.11 [12] (0:14.24)	0:59.87 [10] (0:11.40)	0:48.47 [12] (0:12.03)	0:36.44 [13] (0:11.78)	0:24.66 [12] (0:11.86)	0:12.80 [13] (0:12.80)	5.9L	0:36.44	+7
13	4 <b>SLAVA OMNIAWONDAIN</b> Boris Thornton	13	65.6 1000m	0:11.28 1000m	1:14.16 [13] (0:14.75)	0:59.41 [15] (0:11.28)	0:48.13 [15] (0:11.71)	0:36.42 [14] (0:11.74)	0:24.68 [13] (0:11.79)	0:12.89 [12] (0:12.89)	6.1L	0:36.42	-2
14	13 <b>DUN WALKIN'</b> Micheal Hellyer	14	64.9 Overall	0:11.56 1000m	1:14.27 [14] (0:14.36)	0:59.91 [14] (0:11.56)	0:48.35 [14] (0:11.96)	0:36.39 [15] (0:11.90)	0:24.49 [15] (0:11.92)	0:12.57 [15] (0:12.57)	6.6L	0:36.39	+1
15	18 <b>MISS BONTASTIC</b> Cecily Eaton	10	65.7 1000m	0:11.45 1000m	1:14.49 [15] (0:14.03)	1:00.46 [7] (0:11.45)	0:49.01 [9] (0:12.05)	0:36.96 [11] (0:12.02)	0:24.94 [14] (0:12.15)	0:12.79 [14] (0:12.79)	7.9L	0:36.96	+7

Scratched: Bain (#2), Master Rich (#3), Marleedoone (#10), Romantic Thoughts (#17)



Horse/Jockey Name	Virgo Vision
Final Rank	1
Fastest Section Time (Section)	0:11.24 (1000m)
Top Speed [km/h] (Section)	65.5 (1000m)
Race State	Finished



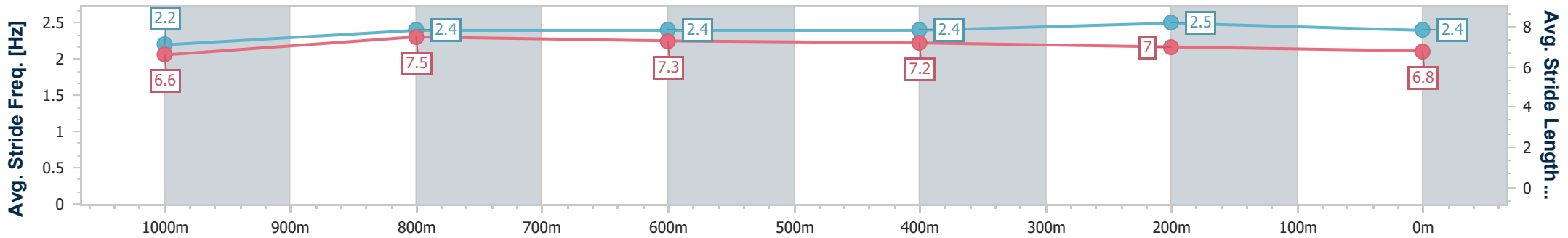
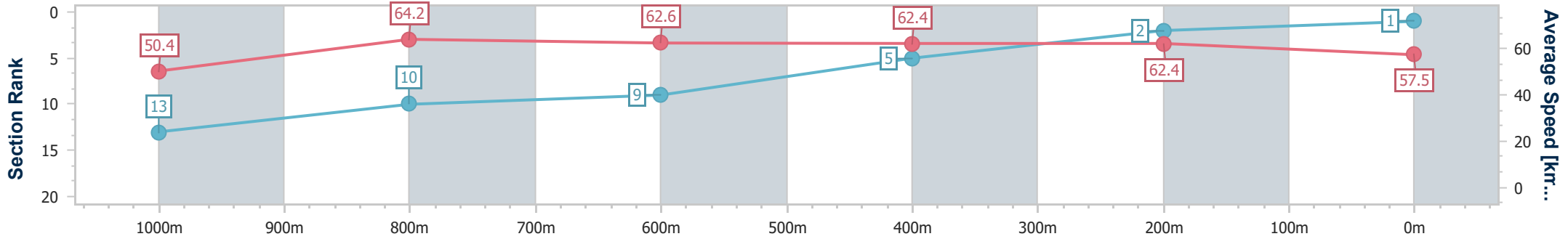
Sunshine Coast QLD Professional  
Race 3: SUNSHINE COAST HOTELS PUNTER'S CLUB Maiden Handicap - 1200m



09 July 2023 - 13:01

Track Rating: Soft 5, Weather: Fine, Rail Position: 2m

Section	Overall	1000m	800m	600m	400m	200m
Section Times	1:12.94 [1] (0:14.32)	0:58.62 [13] (0:11.24)	0:47.38 [10] (0:11.66)	0:35.72 [9] (0:11.66)	0:24.06 [5] (0:11.53)	0:12.53 [2] (0:12.53)
Average Speed [km/h]	50.4	64.2	62.6	62.4	62.4	57.5
Top Speed [km/h]	65.0	65.5	64.8	64.0	64.0	60.8
Avg. Dist. to Rail [m]	3.6	1.1	2.3	1.9	4.4	3.6
Avg. Stride Freq. [Hz]	2.2	2.4	2.4	2.4	2.5	2.4
Avg. Stride Length [m]	6.6	7.5	7.3	7.2	7.0	6.8



- [ ] Ranking at each section and finish
- .-.- No data available at this section
- NA No data available



Horse/Jockey Name	Notacluehoworwho
Final Rank	2
Fastest Section Time (Section)	0:11.17 (1000m)
Top Speed [km/h] (Section)	68.6 (1000m)
Race State	Finished

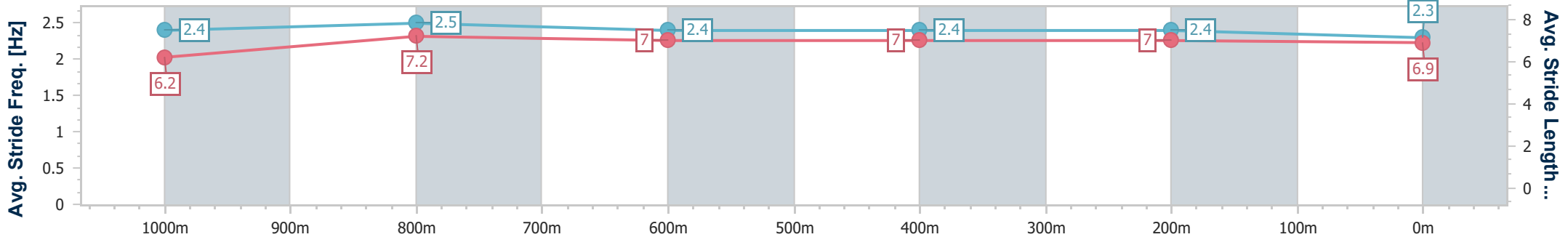
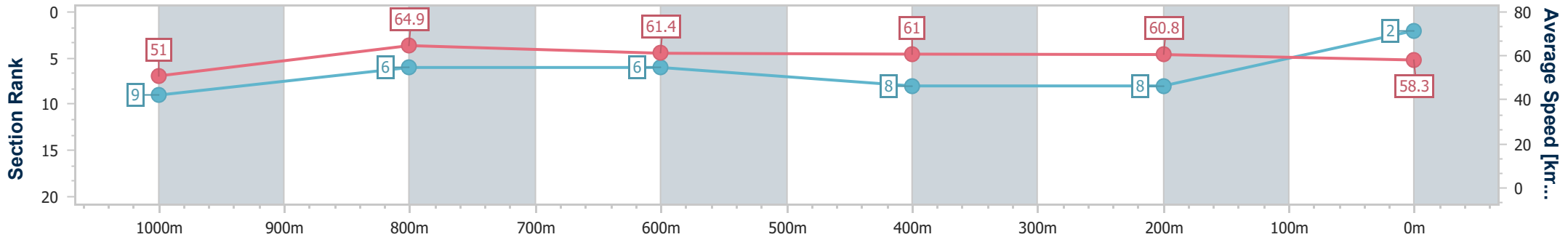


Sunshine Coast QLD Professional  
 Race 3: SUNSHINE COAST HOTELS PUNTER'S CLUB Maiden Handicap - 1200m  
 09 July 2023 - 13:01



Track Rating: Soft 5, Weather: Fine, Rail Position: 2m

Section	Overall	1000m	800m	600m	400m	200m
Section Times	1:13.31 [2] (0:14.14)	0:59.17 [9] (0:11.17)	0:48.00 [6] (0:11.79)	0:36.21 [6] (0:11.98)	0:24.23 [8] (0:11.86)	0:12.37 [8] (0:12.37)
Average Speed [km/h]	51.0	64.9	61.4	61.0	60.8	58.3
Top Speed [km/h]	68.5	68.6	63.8	62.4	62.5	61.5
Avg. Dist. to Rail [m]	11.9	3.1	1.2	2.6	6.5	6.7
Avg. Stride Freq. [Hz]	2.4	2.5	2.4	2.4	2.4	2.3
Avg. Stride Length [m]	6.2	7.2	7.0	7.0	7.0	6.9



- [ ] Ranking at each section and finish
- .-.- No data available at this section
- NA No data available



Horse/Jockey Name	Thorsby
Final Rank	3
Fastest Section Time (Section)	0:10.83 (1000m)
Top Speed [km/h] (Section)	67.8 (Overall)
Race State	Finished

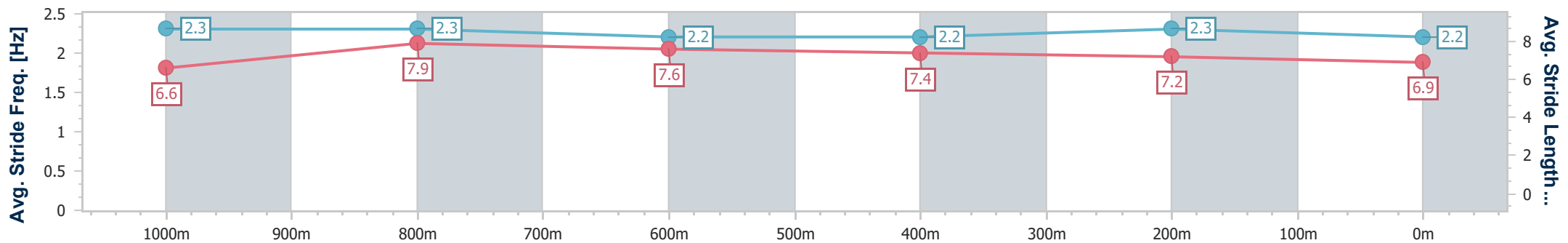
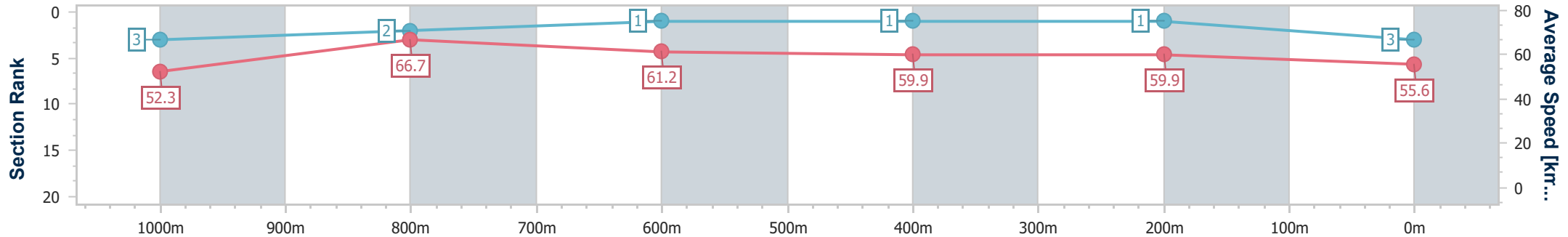


Sunshine Coast QLD Professional  
 Race 3: SUNSHINE COAST HOTELS PUNTER'S CLUB Maiden Handicap - 1200m  
 09 July 2023 - 13:01



Track Rating: Soft 5, Weather: Fine, Rail Position: 2m

Section	Overall	1000m	800m	600m	400m	200m
Section Times	1:13.31 [3] (0:13.77)	0:59.54 [3] (0:10.83)	0:48.71 [2] (0:11.72)	0:36.99 [1] (0:12.01)	0:24.98 [1] (0:12.01)	0:12.97 [1] (0:12.97)
Average Speed [km/h]	52.3	66.7	61.2	59.9	59.9	55.6
Top Speed [km/h]	67.8	67.7	64.5	61.1	60.9	58.7
Avg. Dist. to Rail [m]	6.7	1.7	0.6	0.3	1.9	0.7
Avg. Stride Freq. [Hz]	2.3	2.3	2.2	2.2	2.3	2.2
Avg. Stride Length [m]	6.6	7.9	7.6	7.4	7.2	6.9



- [ ] Ranking at each section and finish
- .-.- No data available at this section
- NA No data available



Horse/Jockey Name	Curry Legend
Final Rank	4
Fastest Section Time (Section)	0:11.24 (1000m)
Top Speed [km/h] (Section)	65.8 (Overall)
Race State	Finished

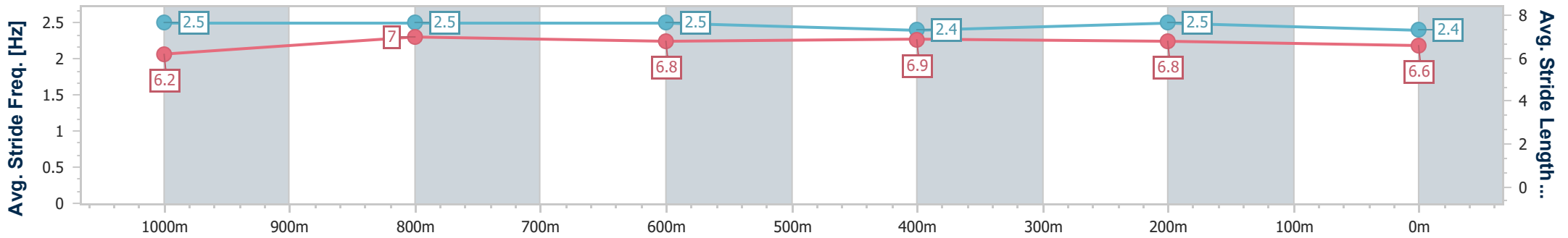
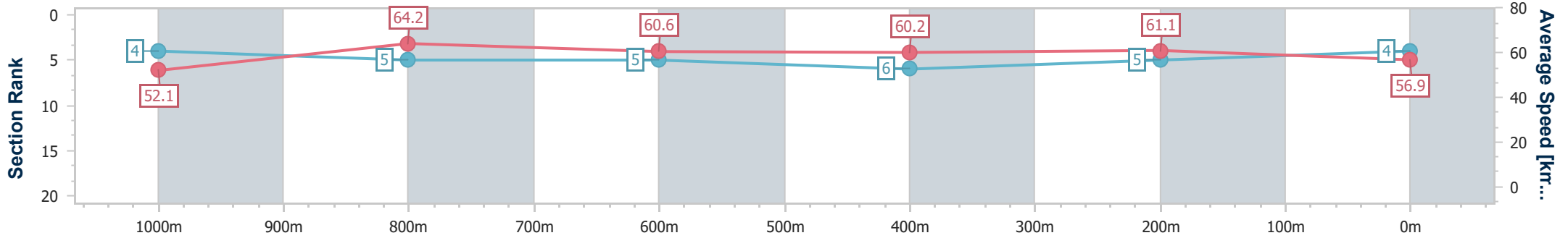


Sunshine Coast QLD Professional  
 Race 3: SUNSHINE COAST HOTELS PUNTER'S CLUB Maiden Handicap - 1200m  
 09 July 2023 - 13:01



Track Rating: Soft 5, Weather: Fine, Rail Position: 2m

Section	Overall	1000m	800m	600m	400m	200m
Section Times	1:13.38 [4] (0:13.82)	0:59.56 [4] (0:11.24)	0:48.32 [5] (0:11.92)	0:36.40 [5] (0:11.98)	0:24.42 [6] (0:11.77)	0:12.65 [5] (0:12.65)
Average Speed [km/h]	52.1	64.2	60.6	60.2	61.1	56.9
Top Speed [km/h]	65.8	65.5	63.6	61.2	62.5	59.2
Avg. Dist. to Rail [m]	1.9	0.9	0.5	0.5	4.6	6.1
Avg. Stride Freq. [Hz]	2.5	2.5	2.5	2.4	2.5	2.4
Avg. Stride Length [m]	6.2	7.0	6.8	6.9	6.8	6.6



- [ ] Ranking at each section and finish
- .-.- No data available at this section
- NA No data available



Horse/Jockey Name	Eight Cylinders
Final Rank	5
Fastest Section Time (Section)	0:10.92 (1000m)
Top Speed [km/h] (Section)	68.8 (1000m)
Race State	Finished

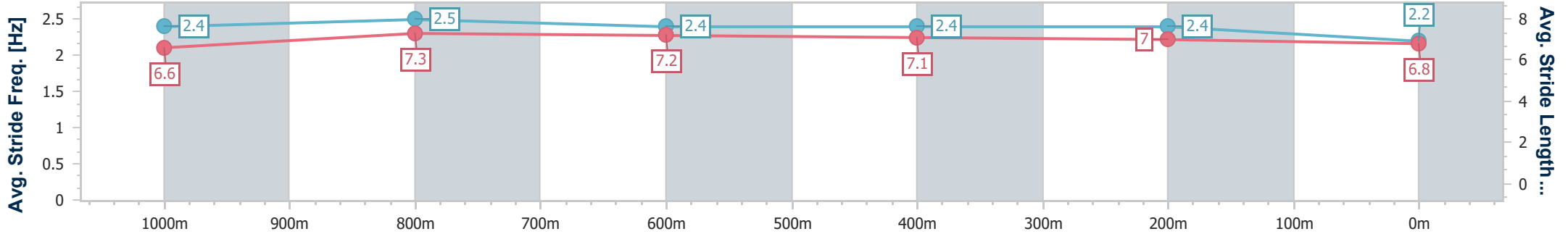
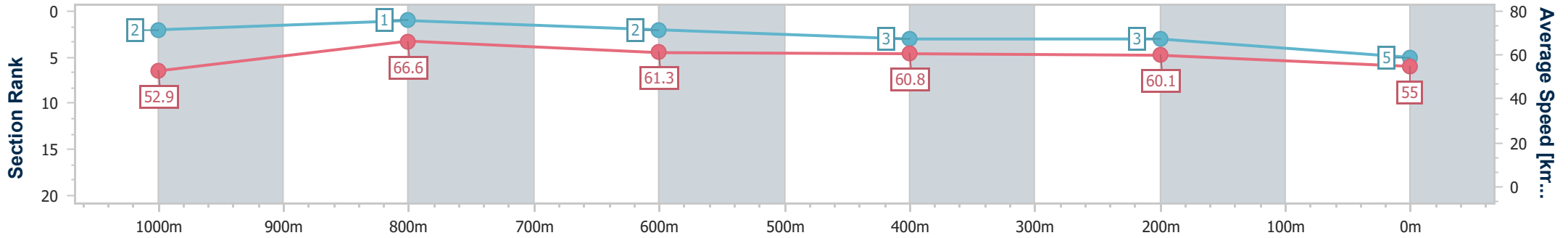


Sunshine Coast QLD Professional  
 Race 3: SUNSHINE COAST HOTELS PUNTER'S CLUB Maiden Handicap - 1200m  
 09 July 2023 - 13:01



Track Rating: Soft 5, Weather: Fine, Rail Position: 2m

Section	Overall	1000m	800m	600m	400m	200m
Section Times	1:13.63 [5] (0:13.62)	1:00.01 [2] (0:10.92)	0:49.09 [1] (0:12.03)	0:37.06 [2] (0:12.00)	0:25.06 [3] (0:11.98)	0:13.08 [3] (0:13.08)
Average Speed [km/h]	52.9	66.6	61.3	60.8	60.1	55.0
Top Speed [km/h]	68.7	68.8	64.1	62.4	61.6	58.7
Avg. Dist. to Rail [m]	10.3	4.5	4.0	2.3	2.4	2.6
Avg. Stride Freq. [Hz]	2.4	2.5	2.4	2.4	2.4	2.2
Avg. Stride Length [m]	6.6	7.3	7.2	7.1	7.0	6.8



- [ ] Ranking at each section and finish
- .-.- No data available at this section
- NA No data available



Horse/Jockey Name	State A Fact
Final Rank	6
Fastest Section Time (Section)	0:11.40 (1000m)
Top Speed [km/h] (Section)	65.3 (1000m)
Race State	Finished

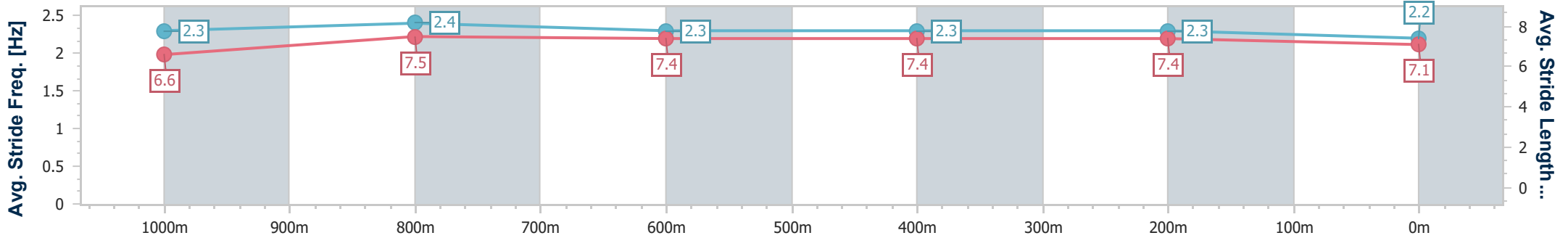
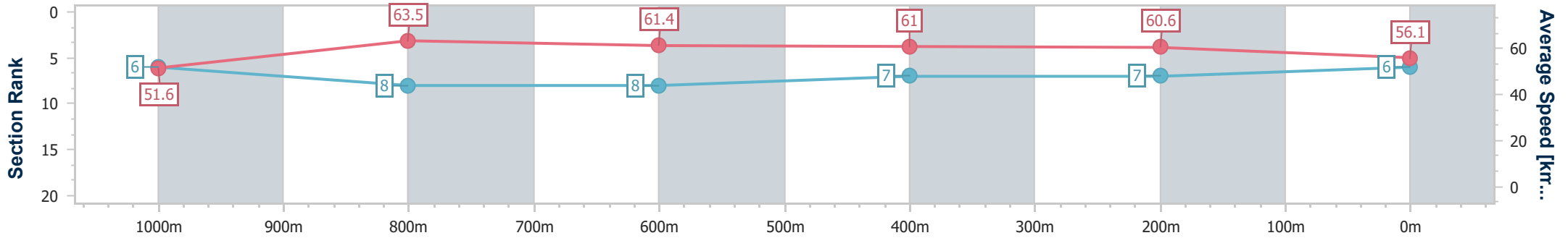


Sunshine Coast QLD Professional  
 Race 3: SUNSHINE COAST HOTELS PUNTER'S CLUB Maiden Handicap - 1200m  
 09 July 2023 - 13:01



Track Rating: Soft 5, Weather: Fine, Rail Position: 2m

Section	Overall	1000m	800m	600m	400m	200m
Section Times	1:13.69 [6] (0:13.94)	0:59.75 [6] (0:11.40)	0:48.35 [8] (0:11.82)	0:36.53 [8] (0:11.82)	0:24.71 [7] (0:11.90)	0:12.81 [7] (0:12.81)
Average Speed [km/h]	51.6	63.5	61.4	61.0	60.6	56.1
Top Speed [km/h]	65.2	65.3	62.2	62.3	62.2	59.0
Avg. Dist. to Rail [m]	4.6	2.2	1.3	0.3	2.3	5.7
Avg. Stride Freq. [Hz]	2.3	2.4	2.3	2.3	2.3	2.2
Avg. Stride Length [m]	6.6	7.5	7.4	7.4	7.4	7.1



- [ ] Ranking at each section and finish
- .-.- No data available at this section
- NA No data available





Horse/Jockey Name	West Cork
Final Rank	7
Fastest Section Time (Section)	0:10.69 (1000m)
Top Speed [km/h] (Section)	70.6 (1000m)
Race State	Finished

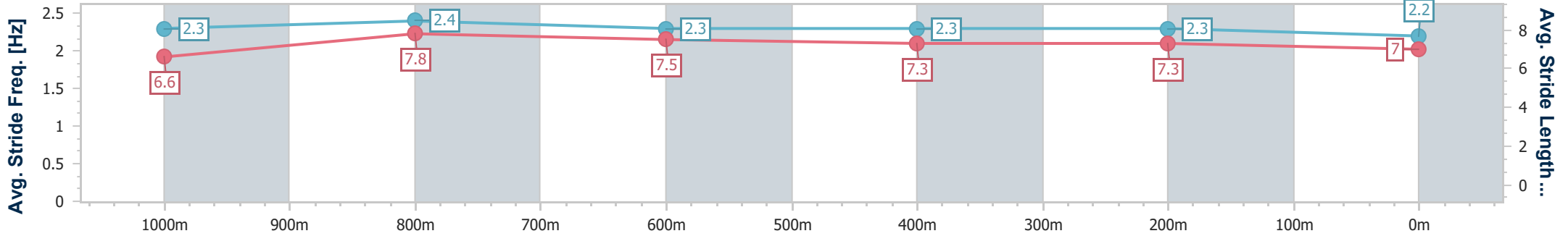
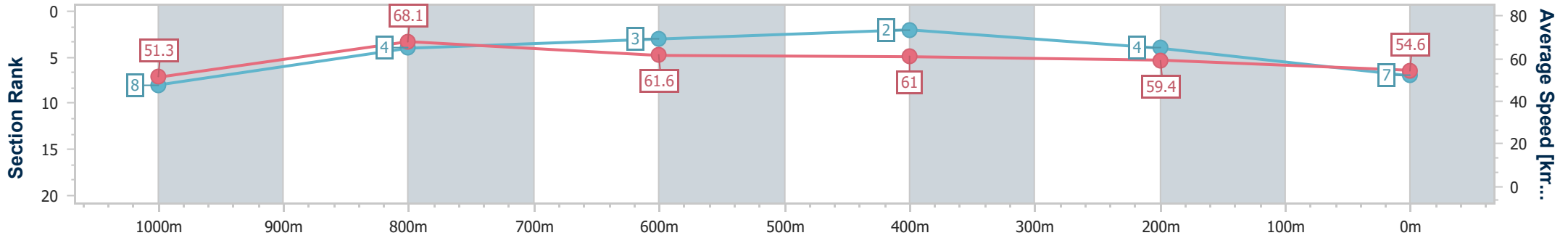


Sunshine Coast QLD Professional  
 Race 3: SUNSHINE COAST HOTELS PUNTER'S CLUB Maiden Handicap - 1200m  
 09 July 2023 - 13:01



Track Rating: Soft 5, Weather: Fine, Rail Position: 2m

Section	Overall	1000m	800m	600m	400m	200m
Section Times	1:13.83 [7] (0:14.05)	0:59.78 [8] (0:10.69)	0:49.09 [4] (0:11.86)	0:37.23 [3] (0:11.95)	0:25.28 [2] (0:12.10)	0:13.18 [4] (0:13.18)
Average Speed [km/h]	51.3	68.1	61.6	61.0	59.4	54.6
Top Speed [km/h]	68.5	70.6	65.0	61.8	61.5	55.7
Avg. Dist. to Rail [m]	15.2	5.7	2.4	2.1	2.6	1.3
Avg. Stride Freq. [Hz]	2.3	2.4	2.3	2.3	2.3	2.2
Avg. Stride Length [m]	6.6	7.8	7.5	7.3	7.3	7.0



- [ ] Ranking at each section and finish
- .-.- No data available at this section
- NA No data available



Horse/Jockey Name	Panther Power
Final Rank	8
Fastest Section Time (Section)	0:11.09 (1000m)
Top Speed [km/h] (Section)	66.6 (1000m)
Race State	Finished

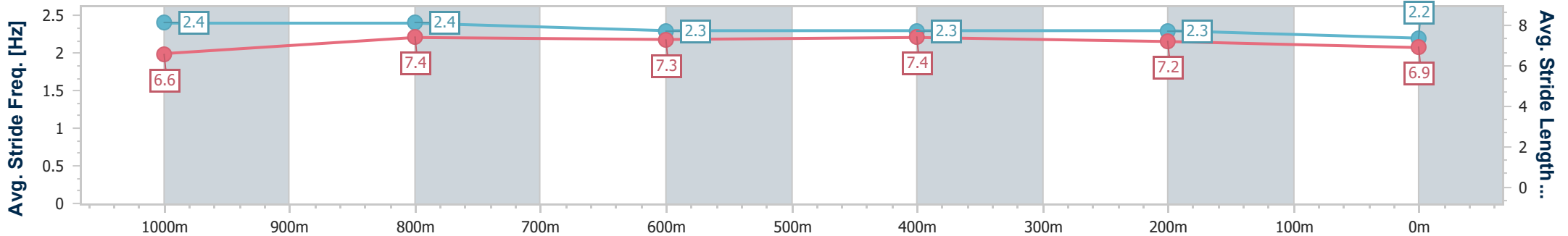
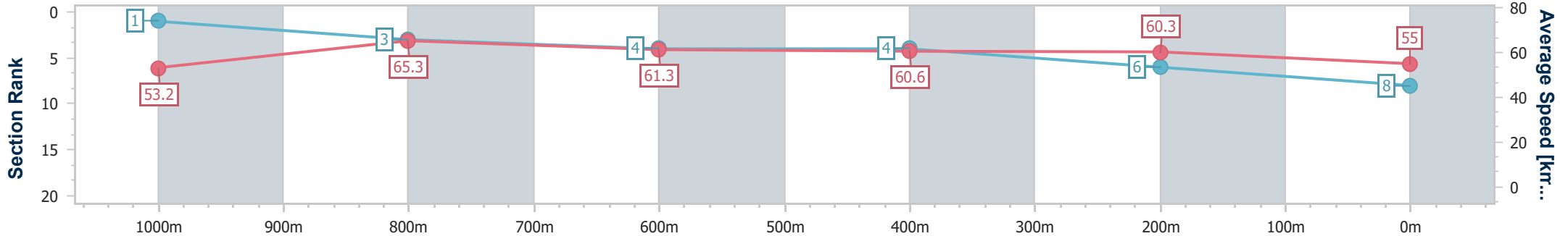


Sunshine Coast QLD Professional  
 Race 3: SUNSHINE COAST HOTELS PUNTER'S CLUB Maiden Handicap - 1200m  
 09 July 2023 - 13:01



Track Rating: Soft 5, Weather: Fine, Rail Position: 2m

Section	Overall	1000m	800m	600m	400m	200m
Section Times	1:13.85 [8] (0:13.57)	1:00.28 [1] (0:11.09)	0:49.19 [3] (0:12.05)	0:37.14 [4] (0:12.08)	0:25.06 [4] (0:11.96)	0:13.10 [6] (0:13.10)
Average Speed [km/h]	53.2	65.3	61.3	60.6	60.3	55.0
Top Speed [km/h]	66.3	66.6	64.5	61.5	61.2	59.2
Avg. Dist. to Rail [m]	7.0	2.8	4.0	3.2	5.6	6.2
Avg. Stride Freq. [Hz]	2.4	2.4	2.3	2.3	2.3	2.2
Avg. Stride Length [m]	6.6	7.4	7.3	7.4	7.2	6.9



- [ ] Ranking at each section and finish
- .-.- No data available at this section
- NA No data available



Horse/Jockey Name	Stange Bay
Final Rank	9
Fastest Section Time (Section)	0:11.48 (1000m)
Top Speed [km/h] (Section)	66.5 (Overall)
Race State	Finished

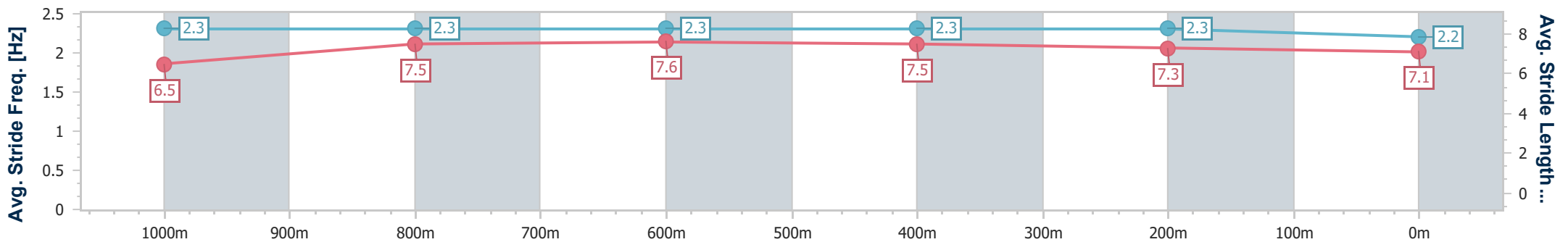
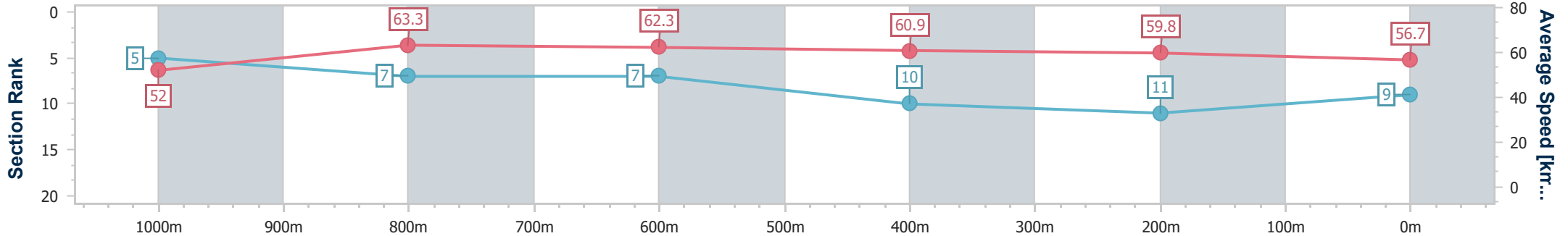


Sunshine Coast QLD Professional  
 Race 3: SUNSHINE COAST HOTELS PUNTER'S CLUB Maiden Handicap - 1200m  
 09 July 2023 - 13:01



Track Rating: Soft 5, Weather: Fine, Rail Position: 2m

Section	Overall	1000m	800m	600m	400m	200m
Section Times	1:13.90 [9] (0:13.86)	1:00.04 [5] (0:11.48)	0:48.56 [7] (0:11.82)	0:36.74 [7] (0:11.97)	0:24.77 [10] (0:12.06)	0:12.71 [11] (0:12.71)
Average Speed [km/h]	52.0	63.3	62.3	60.9	59.8	56.7
Top Speed [km/h]	66.5	64.9	63.2	62.4	60.4	59.2
Avg. Dist. to Rail [m]	9.4	4.5	3.4	2.4	6.3	8.7
Avg. Stride Freq. [Hz]	2.3	2.3	2.3	2.3	2.3	2.2
Avg. Stride Length [m]	6.5	7.5	7.6	7.5	7.3	7.1



- [ ] Ranking at each section and finish
- .-.- No data available at this section
- NA No data available



Horse/Jockey Name	Lady Is Amped
Final Rank	10
Fastest Section Time (Section)	0:11.31 (1000m)
Top Speed [km/h] (Section)	66.1 (1000m)
Race State	Finished



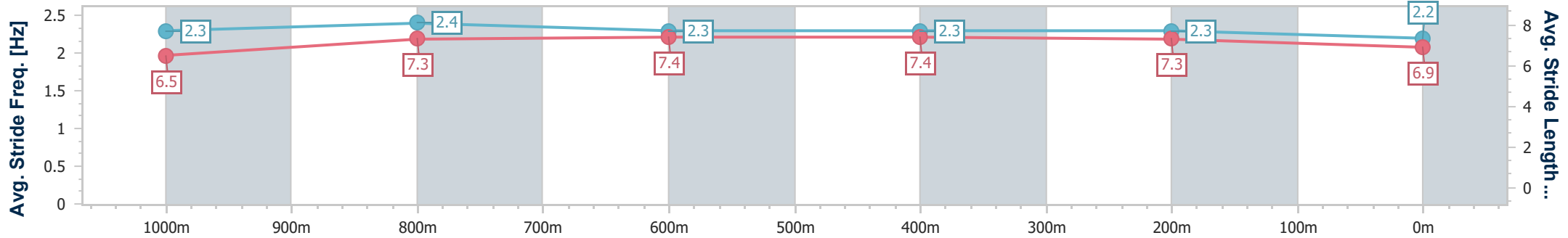
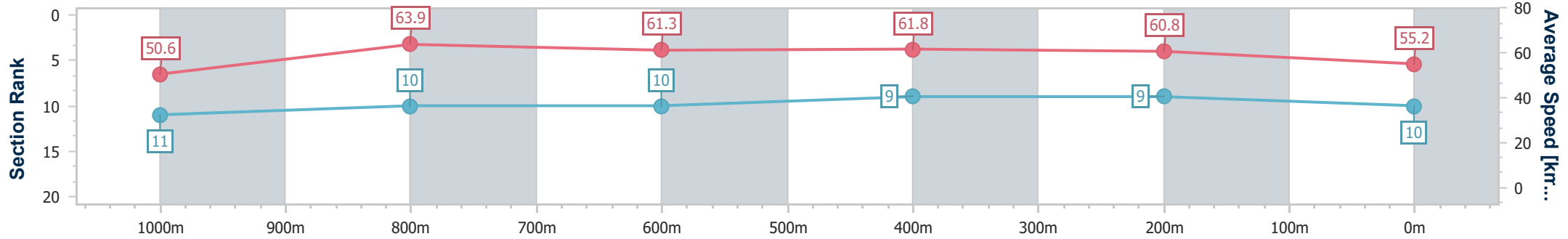
Sunshine Coast QLD Professional  
Race 3: SUNSHINE COAST HOTELS PUNTER'S CLUB Maiden Handicap - 1200m



09 July 2023 - 13:01

Track Rating: Soft 5, Weather: Fine, Rail Position: 2m

Section	Overall	1000m	800m	600m	400m	200m
Section Times	1:14.02 [10] (0:14.25)	0:59.77 [11] (0:11.31)	0:48.46 [10] (0:11.86)	0:36.60 [10] (0:11.70)	0:24.90 [9] (0:11.83)	0:13.07 [9] (0:13.07)
Average Speed [km/h]	50.6	63.9	61.3	61.8	60.8	55.2
Top Speed [km/h]	65.3	66.1	62.9	62.8	62.4	58.3
Avg. Dist. to Rail [m]	3.8	2.0	1.4	0.7	4.2	7.4
Avg. Stride Freq. [Hz]	2.3	2.4	2.3	2.3	2.3	2.2
Avg. Stride Length [m]	6.5	7.3	7.4	7.4	7.3	6.9



- [ ] Ranking at each section and finish
- .-.- No data available at this section
- NA No data available



Horse/Jockey Name	Model Girl
Final Rank	11
Fastest Section Time (Section)	0:11.55 (1000m)
Top Speed [km/h] (Section)	64.2 (1000m)
Race State	Finished

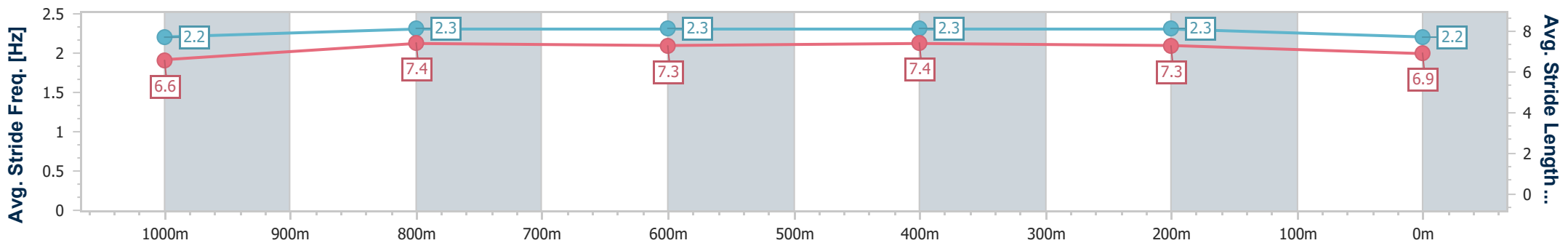
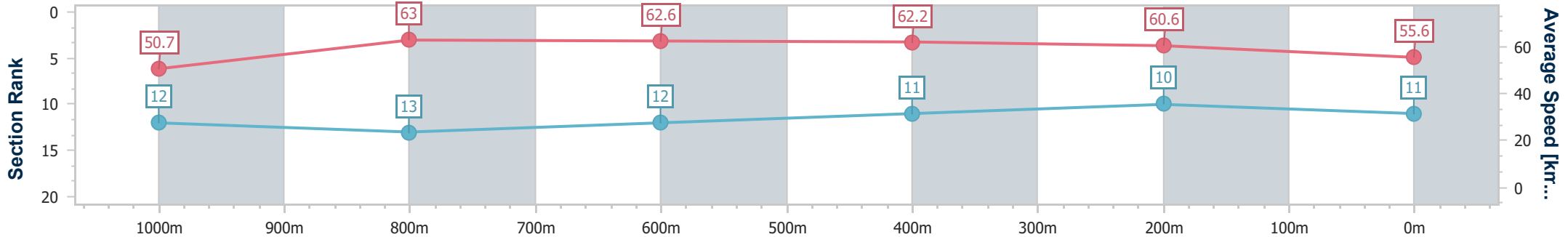


Sunshine Coast QLD Professional  
 Race 3: SUNSHINE COAST HOTELS PUNTER'S CLUB Maiden Handicap - 1200m  
 09 July 2023 - 13:01



Track Rating: Soft 5, Weather: Fine, Rail Position: 2m

Section	Overall	1000m	800m	600m	400m	200m
Section Times	1:14.07 [11] (0:14.30)	0:59.77 [12] (0:11.55)	0:48.22 [13] (0:11.70)	0:36.52 [12] (0:11.68)	0:24.84 [11] (0:11.89)	0:12.95 [10] (0:12.95)
Average Speed [km/h]	50.7	63.0	62.6	62.2	60.6	55.6
Top Speed [km/h]	62.9	64.2	63.7	63.1	62.8	58.2
Avg. Dist. to Rail [m]	5.8	3.4	2.6	1.9	4.9	7.2
Avg. Stride Freq. [Hz]	2.2	2.3	2.3	2.3	2.3	2.2
Avg. Stride Length [m]	6.6	7.4	7.3	7.4	7.3	6.9



- [ ] Ranking at each section and finish
- .-.- No data available at this section
- NA No data available



Horse/Jockey Name	Beldevile
Final Rank	12
Fastest Section Time (Section)	0:11.40 (1000m)
Top Speed [km/h] (Section)	65.6 (1000m)
Race State	Finished

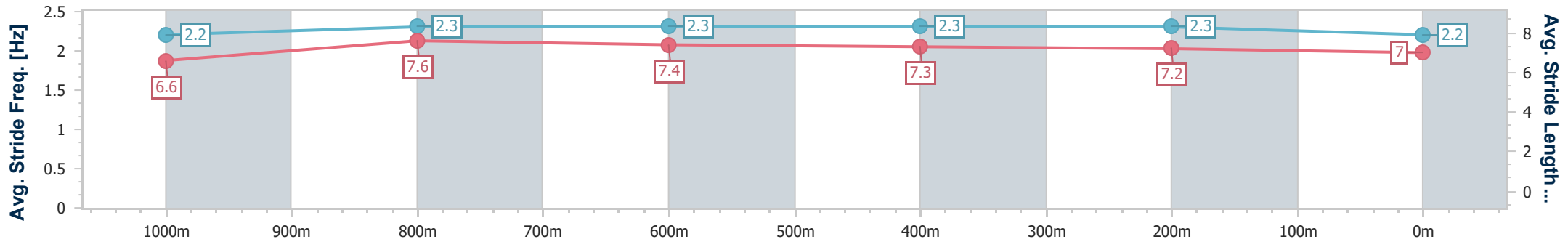
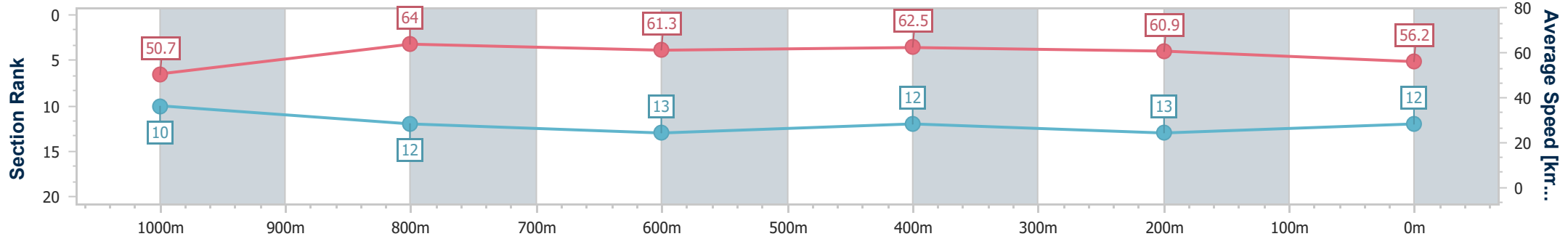


Sunshine Coast QLD Professional  
 Race 3: SUNSHINE COAST HOTELS PUNTER'S CLUB Maiden Handicap - 1200m  
 09 July 2023 - 13:01



Track Rating: Soft 5, Weather: Fine, Rail Position: 2m

Section	Overall	1000m	800m	600m	400m	200m
Section Times	1:14.11 [12] (0:14.24)	0:59.87 [10] (0:11.40)	0:48.47 [12] (0:12.03)	0:36.44 [13] (0:11.78)	0:24.66 [12] (0:11.86)	0:12.80 [13] (0:12.80)
Average Speed [km/h]	50.7	64.0	61.3	62.5	60.9	56.2
Top Speed [km/h]	63.6	65.6	62.8	63.2	63.0	59.0
Avg. Dist. to Rail [m]	13.6	4.6	4.3	4.2	8.0	10.0
Avg. Stride Freq. [Hz]	2.2	2.3	2.3	2.3	2.3	2.2
Avg. Stride Length [m]	6.6	7.6	7.4	7.3	7.2	7.0



- [ ] Ranking at each section and finish
- .-.- No data available at this section
- NA No data available



Horse/Jockey Name	Slava Omniawondain
Final Rank	13
Fastest Section Time (Section)	0:11.28 (1000m)
Top Speed [km/h] (Section)	65.6 (1000m)
Race State	Finished

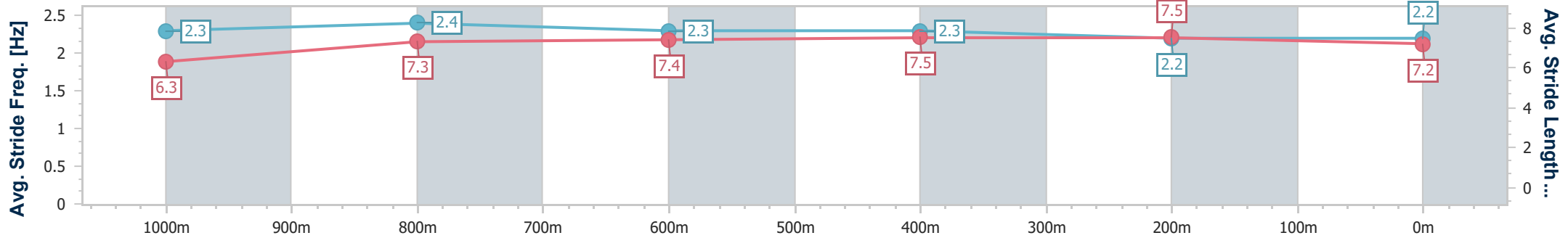
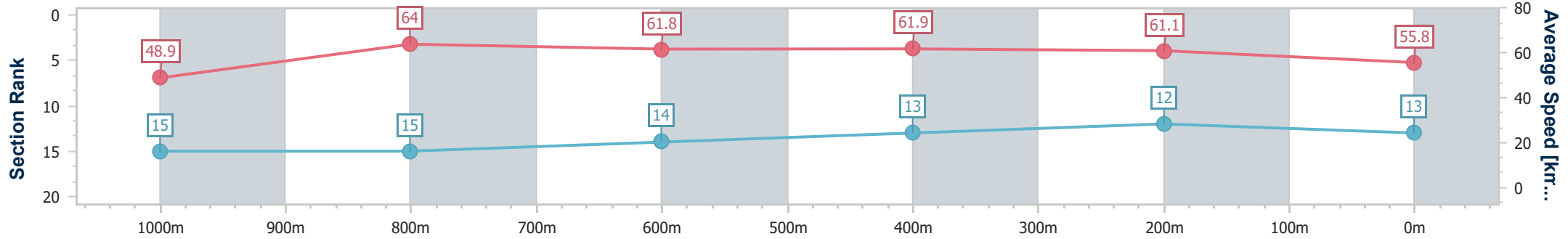


Sunshine Coast QLD Professional  
 Race 3: SUNSHINE COAST HOTELS PUNTER'S CLUB Maiden Handicap - 1200m  
 09 July 2023 - 13:01



Track Rating: Soft 5, Weather: Fine, Rail Position: 2m

Section	Overall	1000m	800m	600m	400m	200m
Section Times	1:14.16 [13] (0:14.75)	0:59.41 [15] (0:11.28)	0:48.13 [15] (0:11.71)	0:36.42 [14] (0:11.74)	0:24.68 [13] (0:11.79)	0:12.89 [12] (0:12.89)
Average Speed [km/h]	48.9	64.0	61.8	61.9	61.1	55.8
Top Speed [km/h]	64.9	65.6	62.9	62.8	62.7	59.3
Avg. Dist. to Rail [m]	6.9	1.0	1.0	1.6	3.4	4.4
Avg. Stride Freq. [Hz]	2.3	2.4	2.3	2.3	2.2	2.2
Avg. Stride Length [m]	6.3	7.3	7.4	7.5	7.5	7.2



- [ ] Ranking at each section and finish
- .-.- No data available at this section
- NA No data available



Horse/Jockey Name	Dun Walkin'
Final Rank	14
Fastest Section Time (Section)	0:11.56 (1000m)
Top Speed [km/h] (Section)	64.9 (Overall)
Race State	Finished

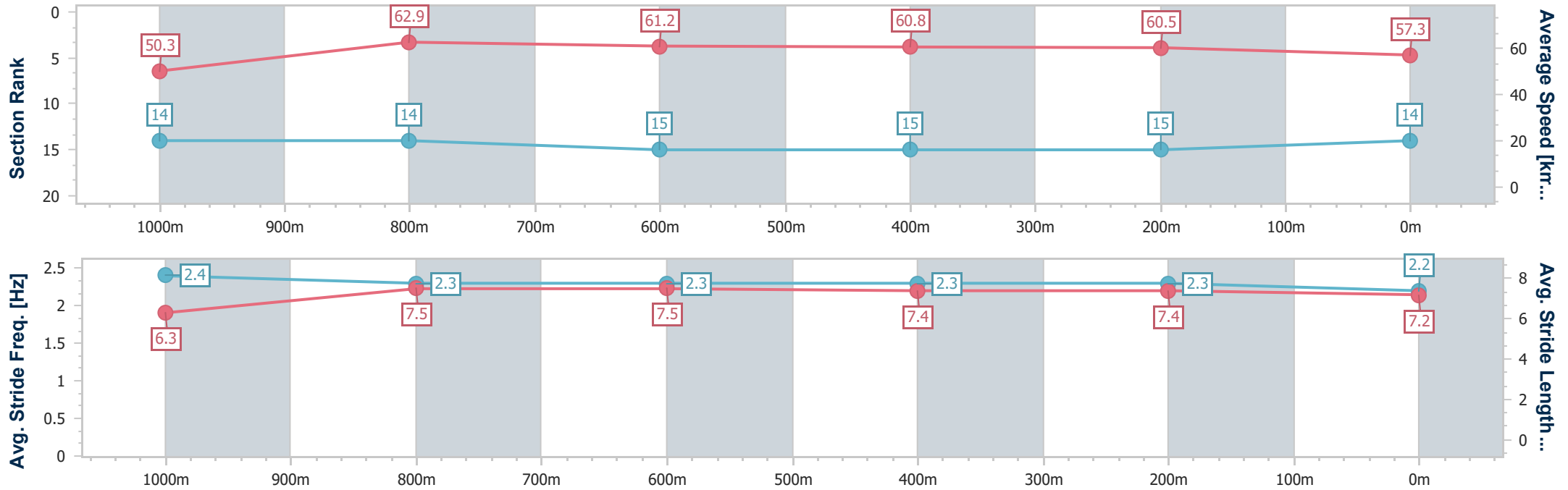


Sunshine Coast QLD Professional  
 Race 3: SUNSHINE COAST HOTELS PUNTER'S CLUB Maiden Handicap - 1200m  
 09 July 2023 - 13:01



Track Rating: Soft 5, Weather: Fine, Rail Position: 2m

Section	Overall	1000m	800m	600m	400m	200m
Section Times	1:14.27 [14] (0:14.36)	0:59.91 [14] (0:11.56)	0:48.35 [14] (0:11.96)	0:36.39 [15] (0:11.90)	0:24.49 [15] (0:11.92)	0:12.57 [15] (0:12.57)
Average Speed [km/h]	50.3	62.9	61.2	60.8	60.5	57.3
Top Speed [km/h]	64.9	64.8	62.5	61.7	61.0	60.0
Avg. Dist. to Rail [m]	10.0	3.6	2.8	1.1	1.8	1.7
Avg. Stride Freq. [Hz]	2.4	2.3	2.3	2.3	2.3	2.2
Avg. Stride Length [m]	6.3	7.5	7.5	7.4	7.4	7.2



- [ ] Ranking at each section and finish
- .-.- No data available at this section
- NA No data available





Horse/Jockey Name	Miss Bontastic
Final Rank	15
Fastest Section Time (Section)	0:11.45 (1000m)
Top Speed [km/h] (Section)	65.7 (1000m)
Race State	Finished

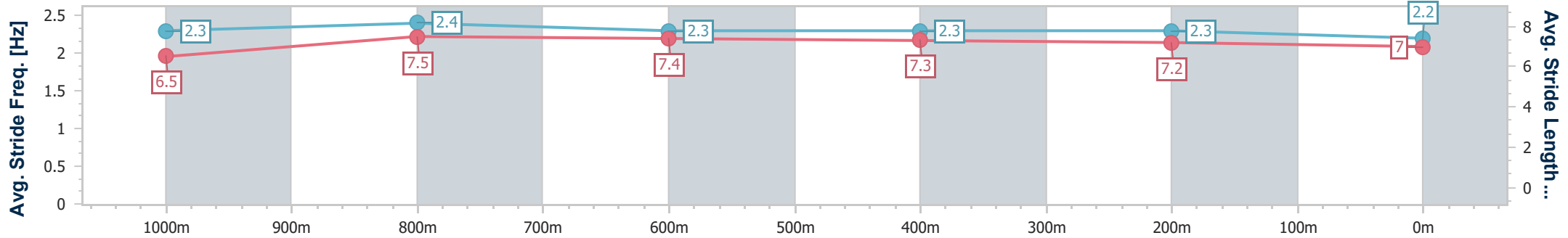
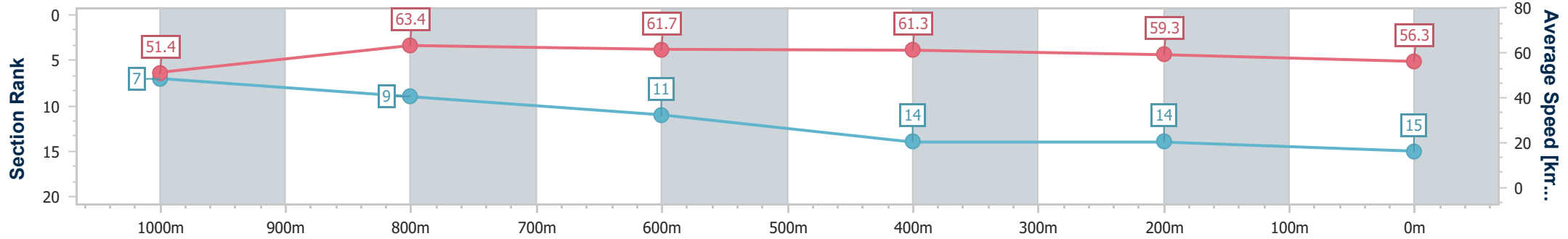


Sunshine Coast QLD Professional  
 Race 3: SUNSHINE COAST HOTELS PUNTER'S CLUB Maiden Handicap - 1200m  
 09 July 2023 - 13:01



Track Rating: Soft 5, Weather: Fine, Rail Position: 2m

Section	Overall	1000m	800m	600m	400m	200m
Section Times	1:14.49 [15] (0:14.03)	1:00.46 [7] (0:11.45)	0:49.01 [9] (0:12.05)	0:36.96 [11] (0:12.02)	0:24.94 [14] (0:12.15)	0:12.79 [14] (0:12.79)
Average Speed [km/h]	51.4	63.4	61.7	61.3	59.3	56.3
Top Speed [km/h]	65.4	65.7	62.1	62.2	61.2	58.2
Avg. Dist. to Rail [m]	7.9	3.4	5.2	4.1	5.7	7.2
Avg. Stride Freq. [Hz]	2.3	2.4	2.3	2.3	2.3	2.2
Avg. Stride Length [m]	6.5	7.5	7.4	7.3	7.2	7.0



- [ ] Ranking at each section and finish
- .-.- No data available at this section
- NA No data available