



**Sunshine Coast QLD Professional**  
**Race 4: OCEANVIEW HELICOPTERS Colts, Geldings & Entires Class 1**  
**Plate - 1000m**  
**09 July 2023 - 13:35**



Track Rating: Soft 5, Weather: Fine, Rail Position: 2m

Section		Overall	800m	600m	400m	200m	Last 600m					
Field Times		0:59.00 (0:13.34)	0:45.66 (0:11.14)	0:34.52 (0:11.46)	0:23.06 (0:11.34)	0:11.72 (0:11.72)	0:34.52					
Rank	TAB Horse/Jockey	Barrier	Top Speed [km/h]	Fastest Section	Margin					Distance Travelled [m]		
1	1 AOPHIS Michael Murphy	8	67.9 Overall	0:11.12 800m	0:59.00 [1] (0:13.50)	0:45.50 [2] (0:11.12)	0:34.38 [2] (0:11.48)	0:22.90 [2] (0:11.18)	0:11.72 [1] (0:11.72)	0:59.00	0:34.38	
2	6 SPIRIT OF GIVING Sean Cormack	4	65.9 800m	0:11.12 400m	0:59.43 [2] (0:14.08)	0:45.35 [7] (0:11.21)	0:34.14 [7] (0:11.26)	0:22.88 [7] (0:11.12)	0:11.76 [7] (0:11.76)	2.3L	0:34.14	+1
3	5 OUR ROCKETMAN James Orman	1	66.0 Overall	0:11.15 400m	0:59.77 [3] (0:14.02)	0:45.75 [6] (0:11.22)	0:34.53 [6] (0:11.19)	0:23.34 [6] (0:11.15)	0:12.19 [4] (0:12.19)	4.3L	0:34.53	-2
4	9 PRONTO VINCENTO Tiffani Brooker	6	66.6 Overall	0:11.14 800m	0:59.89 [4] (0:13.72)	0:46.17 [3] (0:11.14)	0:35.03 [4] (0:11.44)	0:23.59 [5] (0:11.32)	0:12.27 [5] (0:12.27)	4.8L	0:35.03	+4
5	3 MIDNIGHT DRIFTER Justin Huxtable	7	69.4 Overall	0:11.14 800m	1:00.14 [5] (0:13.34)	0:46.80 [1] (0:11.14)	0:35.66 [1] (0:11.46)	0:24.20 [1] (0:11.39)	0:12.81 [2] (0:12.81)	6.1L	0:35.66	+0
6	4 MORGAN'S SMILE Georgina Cartwright	5	66.3 800m	0:11.06 800m	1:00.16 [6] (0:13.77)	0:46.39 [4] (0:11.06)	0:35.33 [3] (0:11.41)	0:23.92 [3] (0:11.40)	0:12.52 [6] (0:12.52)	6.2L	0:35.33	+1
7	8 KINTAMANI Tahlia Fenlon	3	66.5 Overall	0:11.15 800m	1:00.29 [7] (0:13.79)	0:46.50 [5] (0:11.15)	0:35.35 [5] (0:11.34)	0:24.01 [4] (0:11.29)	0:12.72 [3] (0:12.72)	6.7L	0:35.35	-4

Scratched: Inclusion (#2), Invinovich (#7)



Horse/Jockey Name	Apophis
Final Rank	1
Fastest Section Time (Section)	0:11.12 (800m)
Top Speed [km/h] (Section)	67.9 (Overall)
Race State	Finished



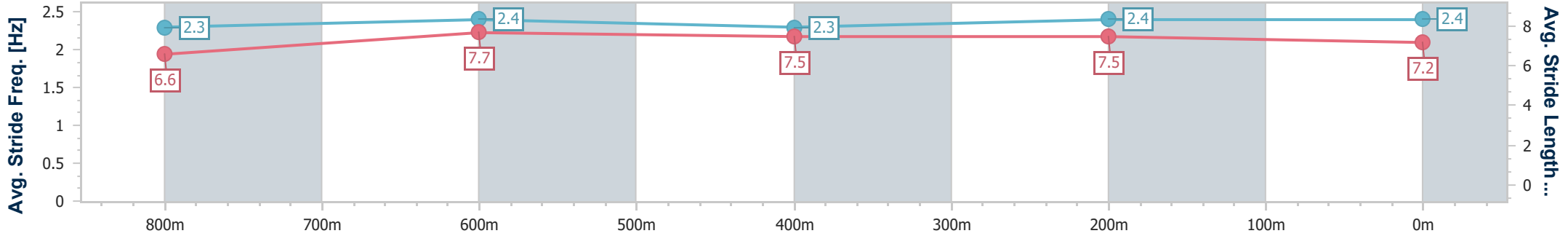
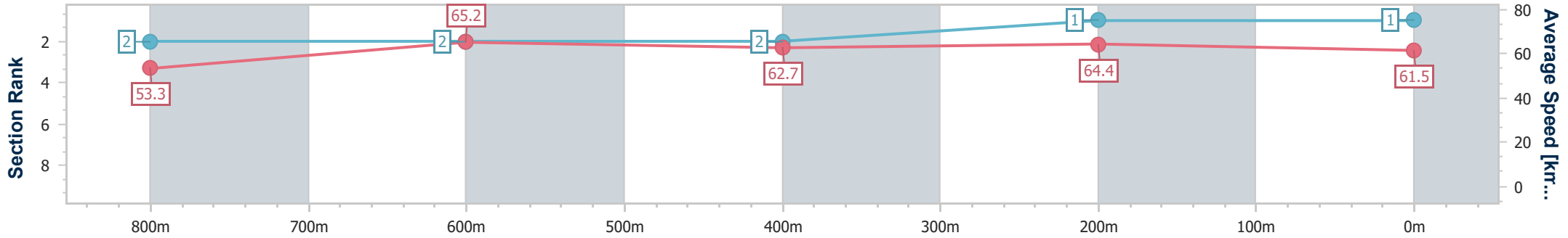
Sunshine Coast QLD Professional  
Race 4: OCEANVIEW HELICOPTERS Colts, Geldings & Entires  
Class 1 Plate - 1000m



09 July 2023 - 13:35

Track Rating: Soft 5, Weather: Fine, Rail Position: 2m

Section	Overall	800m	600m	400m	200m
Section Times	0:59.00 [1] (0:13.50)	0:45.50 [2] (0:11.12)	0:34.38 [2] (0:11.48)	0:22.90 [2] (0:11.18)	0:11.72 [1] (0:11.72)
Average Speed [km/h]	53.3	65.2	62.7	64.4	61.5
Top Speed [km/h]	67.9	67.6	63.2	65.8	63.7
Avg. Dist. to Rail [m]	8.7	2.6	0.3	2.0	2.8
Avg. Stride Freq. [Hz]	2.3	2.4	2.3	2.4	2.4
Avg. Stride Length [m]	6.6	7.7	7.5	7.5	7.2



- [ ] Ranking at each section and finish
- .-.- No data available at this section
- NA No data available



Horse/Jockey Name	Spirit Of Giving
Final Rank	2
Fastest Section Time (Section)	0:11.12 (400m)
Top Speed [km/h] (Section)	65.9 (800m)
Race State	Finished



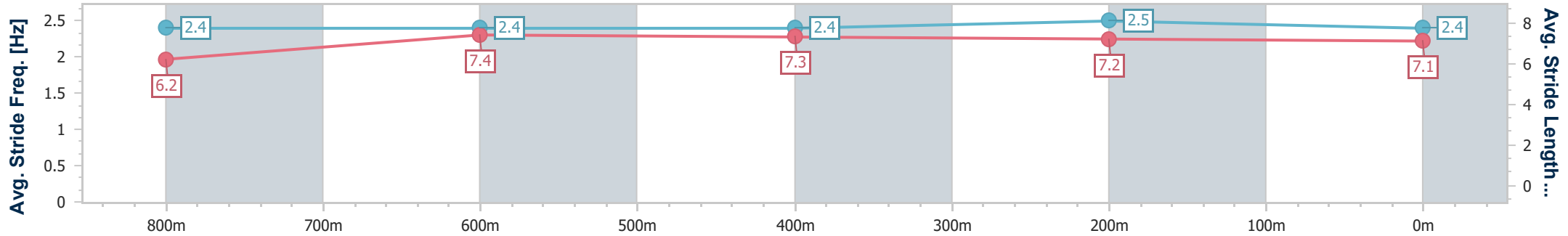
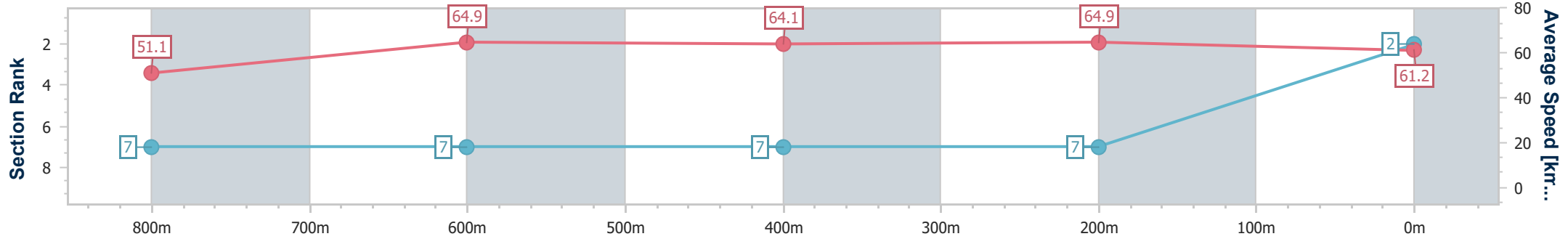
Sunshine Coast QLD Professional  
Race 4: OCEANVIEW HELICOPTERS Colts, Geldings & Entires  
Class 1 Plate - 1000m



09 July 2023 - 13:35

Track Rating: Soft 5, Weather: Fine, Rail Position: 2m

Section	Overall	800m	600m	400m	200m
Section Times	0:59.43 [2] (0:14.08)	0:45.35 [7] (0:11.21)	0:34.14 [7] (0:11.26)	0:22.88 [7] (0:11.12)	0:11.76 [7] (0:11.76)
Average Speed [km/h]	51.1	64.9	64.1	64.9	61.2
Top Speed [km/h]	65.8	65.9	64.7	65.3	63.9
Avg. Dist. to Rail [m]	6.8	3.6	0.4	2.9	1.3
Avg. Stride Freq. [Hz]	2.4	2.4	2.4	2.5	2.4
Avg. Stride Length [m]	6.2	7.4	7.3	7.2	7.1



- [ ] Ranking at each section and finish
- .-.- No data available at this section
- NA No data available



Horse/Jockey Name	Our Rocketman
Final Rank	3
Fastest Section Time (Section)	0:11.15 (400m)
Top Speed [km/h] (Section)	66.0 (Overall)
Race State	Finished



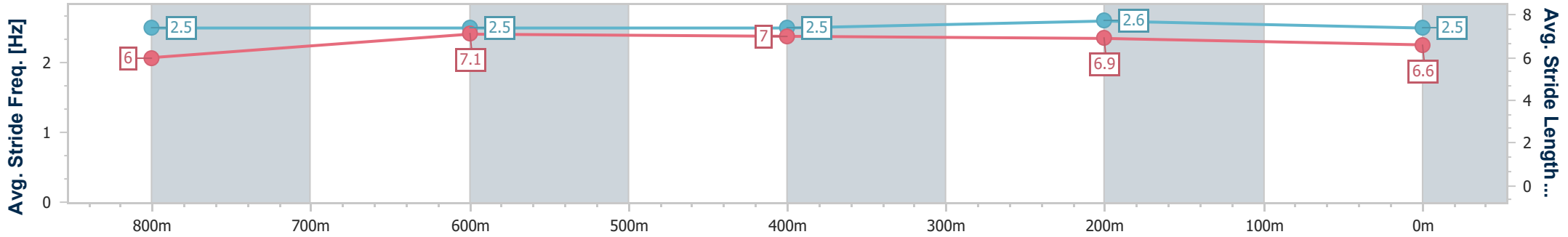
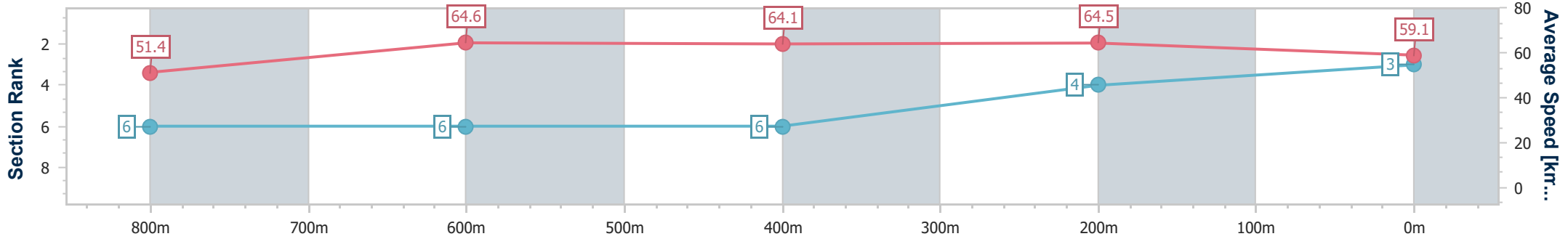
Sunshine Coast QLD Professional  
Race 4: OCEANVIEW HELICOPTERS Colts, Geldings & Entires  
Class 1 Plate - 1000m



09 July 2023 - 13:35

Track Rating: Soft 5, Weather: Fine, Rail Position: 2m

Section	Overall	800m	600m	400m	200m
Section Times	0:59.77 [3] (0:14.02)	0:45.75 [6] (0:11.22)	0:34.53 [6] (0:11.19)	0:23.34 [6] (0:11.15)	0:12.19 [4] (0:12.19)
Average Speed [km/h]	51.4	64.6	64.1	64.5	59.1
Top Speed [km/h]	66.0	65.7	64.8	65.2	63.9
Avg. Dist. to Rail [m]	4.5	2.1	0.8	0.2	0.9
Avg. Stride Freq. [Hz]	2.5	2.5	2.5	2.6	2.5
Avg. Stride Length [m]	6.0	7.1	7.0	6.9	6.6



- [ ] Ranking at each section and finish
- .-.- No data available at this section
- NA No data available



Horse/Jockey Name	Pronto Vincenzo
Final Rank	4
Fastest Section Time (Section)	0:11.14 (800m)
Top Speed [km/h] (Section)	66.6 (Overall)
Race State	Finished



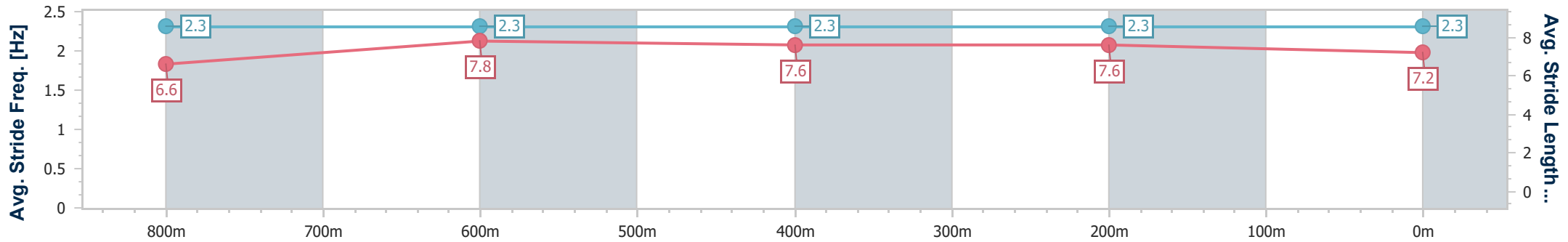
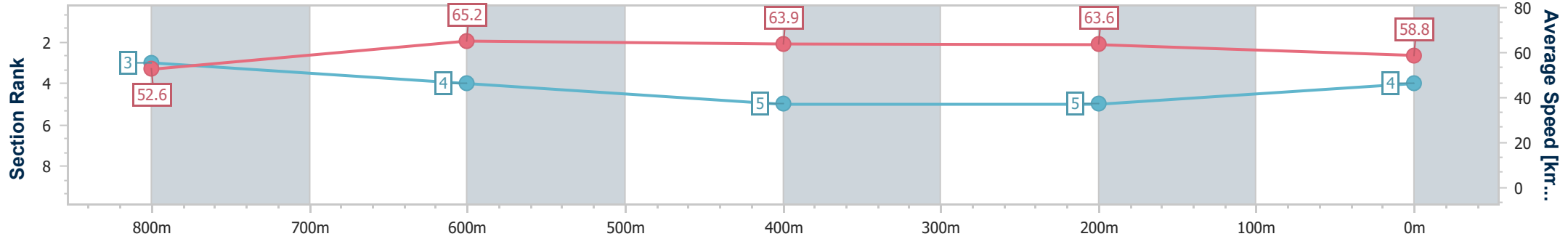
Sunshine Coast QLD Professional  
Race 4: OCEANVIEW HELICOPTERS Colts, Geldings & Entires  
Class 1 Plate - 1000m



09 July 2023 - 13:35

Track Rating: Soft 5, Weather: Fine, Rail Position: 2m

Section	Overall	800m	600m	400m	200m
Section Times	0:59.89 [4] (0:13.72)	0:46.17 [3] (0:11.14)	0:35.03 [4] (0:11.44)	0:23.59 [5] (0:11.32)	0:12.27 [5] (0:12.27)
Average Speed [km/h]	52.6	65.2	63.9	63.6	58.8
Top Speed [km/h]	66.6	66.6	64.6	64.7	62.4
Avg. Dist. to Rail [m]	5.9	2.7	2.6	4.4	4.5
Avg. Stride Freq. [Hz]	2.3	2.3	2.3	2.3	2.3
Avg. Stride Length [m]	6.6	7.8	7.6	7.6	7.2



- [ ] Ranking at each section and finish
- .-.- No data available at this section
- NA No data available



Horse/Jockey Name	Midnight Drifter
Final Rank	5
Fastest Section Time (Section)	0:11.14 (800m)
Top Speed [km/h] (Section)	69.4 (Overall)
Race State	Finished



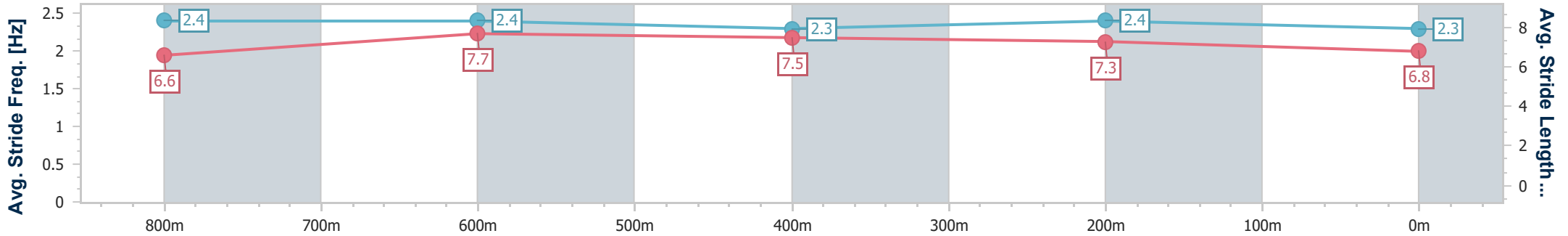
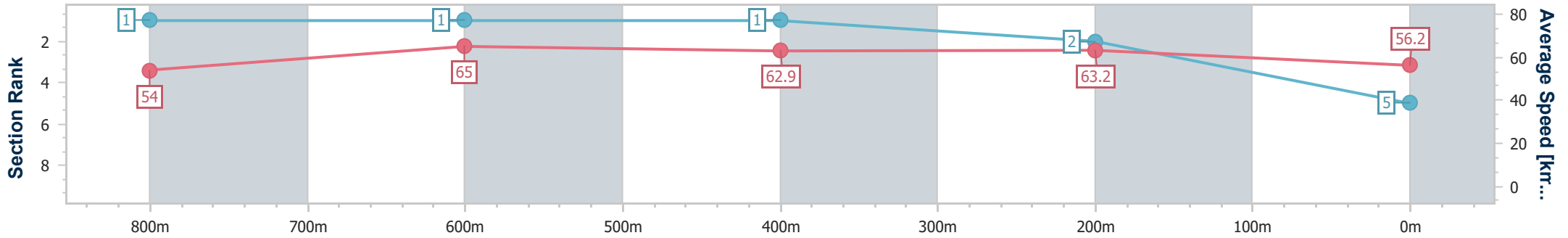
Sunshine Coast QLD Professional  
Race 4: OCEANVIEW HELICOPTERS Colts, Geldings & Entires  
Class 1 Plate - 1000m



09 July 2023 - 13:35

Track Rating: Soft 5, Weather: Fine, Rail Position: 2m

Section	Overall	800m	600m	400m	200m
Section Times	1:00.14 [5] (0:13.34)	0:46.80 [1] (0:11.14)	0:35.66 [1] (0:11.46)	0:24.20 [1] (0:11.39)	0:12.81 [2] (0:12.81)
Average Speed [km/h]	54.0	65.0	62.9	63.2	56.2
Top Speed [km/h]	69.4	67.5	64.1	66.0	60.5
Avg. Dist. to Rail [m]	7.0	1.8	0.3	1.4	1.5
Avg. Stride Freq. [Hz]	2.4	2.4	2.3	2.4	2.3
Avg. Stride Length [m]	6.6	7.7	7.5	7.3	6.8



- [ ] Ranking at each section and finish
- .-.- No data available at this section
- NA No data available



Horse/Jockey Name	Morgan's Smile
Final Rank	6
Fastest Section Time (Section)	0:11.06 (800m)
Top Speed [km/h] (Section)	66.3 (800m)
Race State	Finished



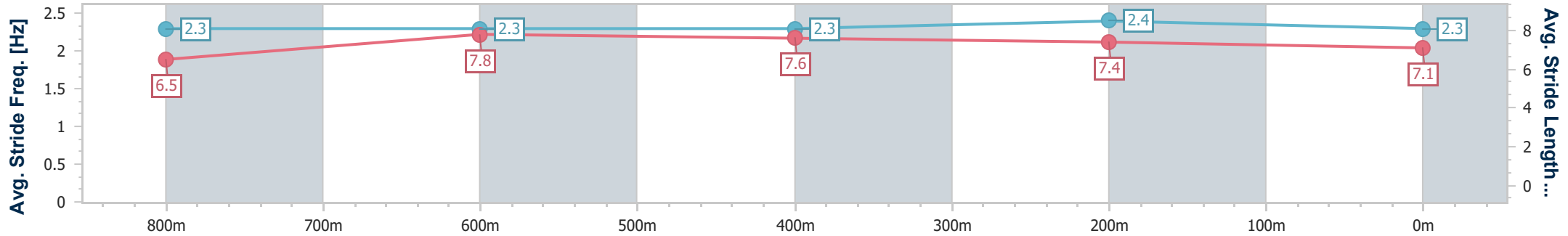
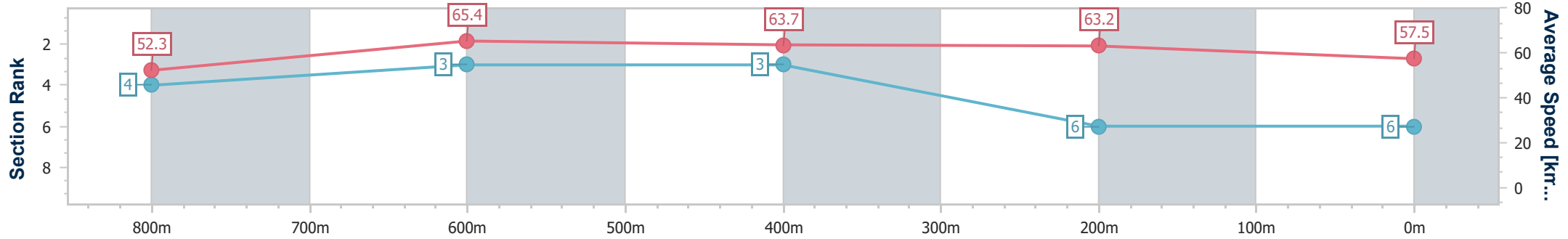
Sunshine Coast QLD Professional  
Race 4: OCEANVIEW HELICOPTERS Colts, Geldings & Entires  
Class 1 Plate - 1000m



09 July 2023 - 13:35

Track Rating: Soft 5, Weather: Fine, Rail Position: 2m

Section	Overall	800m	600m	400m	200m
Section Times	1:00.16 [6] (0:13.77)	0:46.39 [4] (0:11.06)	0:35.33 [3] (0:11.41)	0:23.92 [3] (0:11.40)	0:12.52 [6] (0:12.52)
Average Speed [km/h]	52.3	65.4	63.7	63.2	57.5
Top Speed [km/h]	66.1	66.3	64.4	65.2	61.9
Avg. Dist. to Rail [m]	4.0	1.6	1.7	2.9	1.2
Avg. Stride Freq. [Hz]	2.3	2.3	2.3	2.4	2.3
Avg. Stride Length [m]	6.5	7.8	7.6	7.4	7.1



- [ ] Ranking at each section and finish
- .-.- No data available at this section
- NA No data available



Horse/Jockey Name	Kintamani
Final Rank	7
Fastest Section Time (Section)	0:11.15 (800m)
Top Speed [km/h] (Section)	66.5 (Overall)
Race State	Finished



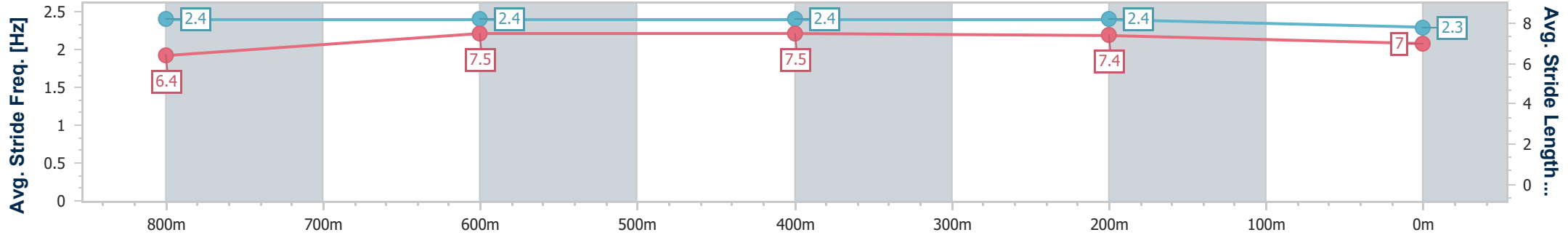
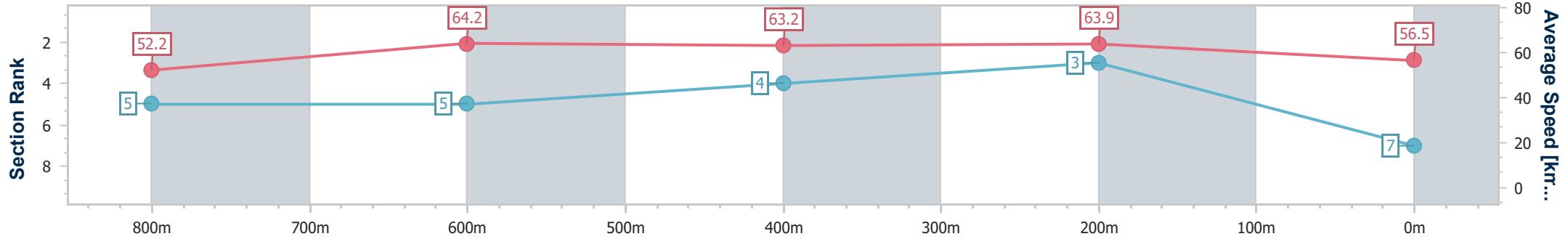
Sunshine Coast QLD Professional  
Race 4: OCEANVIEW HELICOPTERS Colts, Geldings & Entires  
Class 1 Plate - 1000m



09 July 2023 - 13:35

Track Rating: Soft 5, Weather: Fine, Rail Position: 2m

Section	Overall	800m	600m	400m	200m
Section Times	1:00.29 [7] (0:13.79)	0:46.50 [5] (0:11.15)	0:35.35 [5] (0:11.34)	0:24.01 [4] (0:11.29)	0:12.72 [3] (0:12.72)
Average Speed [km/h]	52.2	64.2	63.2	63.9	56.5
Top Speed [km/h]	66.5	65.7	64.7	64.7	63.0
Avg. Dist. to Rail [m]	2.1	1.1	0.8	0.1	1.2
Avg. Stride Freq. [Hz]	2.4	2.4	2.4	2.4	2.3
Avg. Stride Length [m]	6.4	7.5	7.5	7.4	7.0



- [ ] Ranking at each section and finish
- .-.- No data available at this section
- NA No data available