



Sunshine Coast QLD Professional

Race 6: KINGS BEACH SURF CLUB Class 3 Handicap - 1800m



09 July 2023 - 14:45

Track Rating: Soft 5, Weather: Fine, Rail Position: 2m

Section		Overall	1600m	1400m	1200m	1000m	800m	600m	Last 600m				
Field Times		1:51.71 (0:13.93)	1:37.78 (0:11.70)	1:26.08 (0:12.27)	1:13.81 (0:12.28)	1:01.53 (0:12.21)	0:49.32 (0:12.20)	0:37.12 (0:11.97)	0:37.12				
Rank	TAB Horse/Jockey	Barrier	Top Speed [km/h]	Fastest Section									Distance Travelled [m]
1	4 VAN NUYS Jaden Lloyd	3	61.8 1600m	0:11.80 1600m	1:51.71 [1] (0:14.25)	1:37.46 [4] (0:11.80)	1:25.66 [4] (0:12.16)	1:13.50 [3] (0:12.30)	1:01.20 [3] (0:12.13)	0:49.07 [3] (0:12.20)	0:36.87 [3] (0:11.94)	0:36.87	
2	3 LEORED Ben Thompson	11	62.2 1600m	0:11.84 1600m	1:51.72 [2] (0:14.82)	1:36.90 [7] (0:11.84)	1:25.06 [7] (0:12.25)	1:12.81 [7] (0:12.42)	1:00.39 [7] (0:12.00)	0:48.39 [7] (0:12.06)	0:36.33 [7] (0:11.92)	0:36.33	+7
3	8 GOOGAZ Micheal Hellyer	5	63.9 Overall	0:11.70 1600m	1:52.09 [3] (0:13.93)	1:38.16 [1] (0:11.70)	1:26.46 [1] (0:12.27)	1:14.19 [1] (0:12.28)	1:01.91 [1] (0:12.21)	0:49.70 [1] (0:12.20)	0:37.50 [1] (0:11.97)	0:37.50	+0
4	6 TORQUE LEICA STAR Tiffani Brooker	6	62.3 1600m	0:11.84 1600m	1:52.17 [4] (0:14.45)	1:37.72 [5] (0:11.84)	1:25.88 [5] (0:12.24)	1:13.64 [5] (0:12.44)	1:01.20 [5] (0:12.03)	0:49.17 [6] (0:12.18)	0:36.99 [5] (0:11.90)	0:36.99	+6
5	2 GULF OF SAROS Michael Cahill	2	61.7 600m	0:11.81 1600m	1:52.19 [5] (0:14.61)	1:37.58 [6] (0:11.81)	1:25.77 [6] (0:12.16)	1:13.61 [6] (0:12.41)	1:01.20 [6] (0:11.99)	0:49.21 [5] (0:12.21)	0:37.00 [6] (0:12.00)	0:37.00	+3
5	11 LAGO DI BRAIES Samantha Collett	7	63.7 Overall	0:11.73 1600m	1:52.19 [5] (0:14.03)	1:38.16 [2] (0:11.73)	1:26.43 [2] (0:12.25)	1:14.18 [2] (0:12.29)	1:01.89 [2] (0:12.19)	0:49.70 [2] (0:12.20)	0:37.50 [2] (0:12.04)	0:37.50	+6
7	10 BOLD DELAGO Melea Castle	1	62.6 1600m	0:11.90 1600m	1:52.82 [7] (0:15.02)	1:37.80 [9] (0:11.90)	1:25.90 [8] (0:12.13)	1:13.77 [8] (0:12.41)	1:01.36 [8] (0:12.03)	0:49.33 [8] (0:12.06)	0:37.27 [8] (0:11.98)	0:37.27	+2
8	9 RABBIT STU Karl Zechner	4	62.2 1600m	0:11.83 1600m	1:52.86 [8] (0:14.19)	1:38.67 [3] (0:11.83)	1:26.84 [3] (0:12.24)	1:14.60 [4] (0:12.33)	1:02.27 [4] (0:12.12)	0:50.15 [4] (0:12.25)	0:37.90 [4] (0:12.12)	0:37.90	+7
9	7 MAGIC MIKEY Larry Cassidy	8	62.2 800m	0:12.01 1000m	1:53.09 [9] (0:14.99)	1:38.10 [8] (0:12.06)	1:26.04 [9] (0:12.05)	1:13.99 [9] (0:12.43)	1:01.56 [9] (0:12.01)	0:49.55 [9] (0:12.03)	0:37.52 [9] (0:12.06)	0:37.52	+8

Scratched: Rangī Toa (#1), Iridessa (#5)



Sunshine Coast QLD Professional
Race 6: KINGS BEACH SURF CLUB Class 3 Handicap - 1800m
09 July 2023 - 14:45



Track Rating: Soft 5, Weather: Fine, Rail Position: 2m

Section				400m	200m			Last 600m	
Field Times				0:25.15 (0:12.24)	0:12.91 (0:12.91)			0:37.12	
Rank	TAB	Horse/Jockey	Barrier	Top Speed [km/h]	Fastest Section	Margin		Distance Travelled [m]	
1	4	VAN NUYS Jaden Lloyd	3	61.8 1600m	0:11.80 1600m	0:24.93 [3] (0:12.02)	0:12.91 [1] (0:12.91)	1:51.71	0:36.87
2	3	LEORED Ben Thompson	11	62.2 1600m	0:11.84 1600m	0:24.41 [7] (0:11.91)	0:12.50 [5] (0:12.50)	0.1L	0:36.33 +7
3	8	GOOGAZ Micheal Hellyer	5	63.9 Overall	0:11.70 1600m	0:25.53 [1] (0:12.28)	0:13.25 [2] (0:13.25)	2.1L	0:37.50 +0
4	6	TORQUE LEICA STAR Tiffani Brooker	6	62.3 1600m	0:11.84 1600m	0:25.09 [5] (0:12.05)	0:13.04 [4] (0:13.04)	2.5L	0:36.99 +6
5	2	GULF OF SAROS Michael Cahill	2	61.7 600m	0:11.81 1600m	0:25.00 [6] (0:12.06)	0:12.94 [6] (0:12.94)	2.6L	0:37.00 +3
5	11	LAGO DI BRAIES Samantha Collett	7	63.7 Overall	0:11.73 1600m	0:25.46 [2] (0:12.17)	0:13.29 [3] (0:13.29)	2.6L	0:37.50 +6
7	10	BOLD DELAGO Melea Castle	1	62.6 1600m	0:11.90 1600m	0:25.29 [8] (0:12.24)	0:13.05 [8] (0:13.05)	6.1L	0:37.27 +2
8	9	RABBIT STU Karl Zechner	4	62.2 1600m	0:11.83 1600m	0:25.78 [4] (0:12.31)	0:13.47 [7] (0:13.47)	6.3L	0:37.90 +7
9	7	MAGIC MIKEY Larry Cassidy	8	62.2 800m	0:12.01 1000m	0:25.46 [9] (0:12.20)	0:13.26 [9] (0:13.26)	7.6L	0:37.52 +8

Scratched: Rangī Toa (#1), Iridessa (#5)



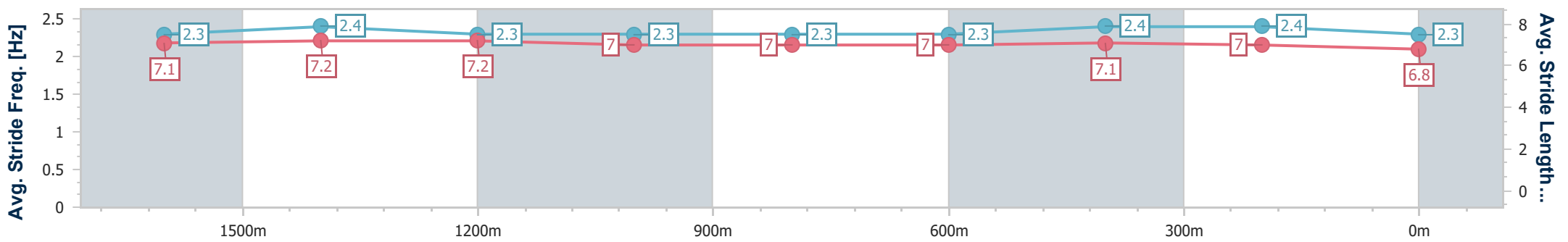
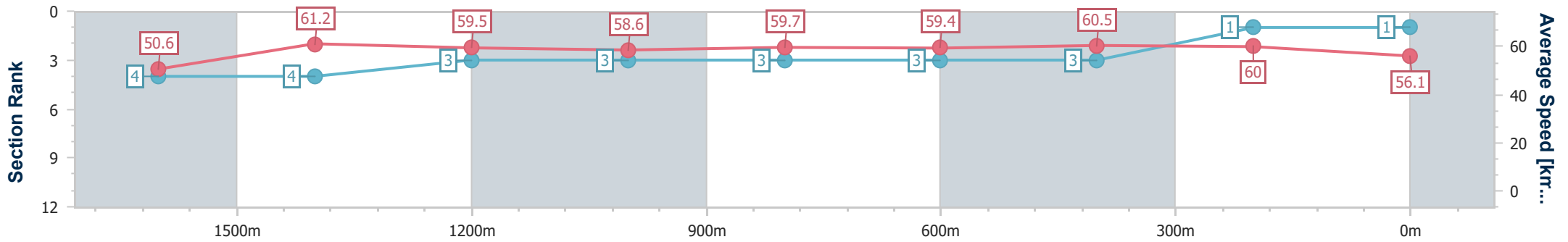
Horse/Jockey Name	Van Nuys
Final Rank	1
Fastest Section Time (Section)	0:11.80 (1600m)
Top Speed [km/h] (Section)	61.8 (1600m)
Race State	Finished



Sunshine Coast QLD Professional
 Race 6: KINGS BEACH SURF CLUB Class 3 Handicap - 1800m
 09 July 2023 - 14:45
 Track Rating: Soft 5, Weather: Fine, Rail Position: 2m



Section	Overall	1600m	1400m	1200m	1000m	800m	600m	400m	200m
Section Times	1:51.71 [1] (0:14.25)	1:37.46 [4] (0:11.80)	1:25.66 [4] (0:12.16)	1:13.50 [3] (0:12.30)	1:01.20 [3] (0:12.13)	0:49.07 [3] (0:12.20)	0:36.87 [3] (0:11.94)	0:24.93 [3] (0:12.02)	0:12.91 [1] (0:12.91)
Average Speed [km/h]	50.6	61.2	59.5	58.6	59.7	59.4	60.5	60.0	56.1
Top Speed [km/h]	60.4	61.8	60.8	59.6	60.6	60.8	61.4	60.9	58.2
Avg. Dist. to Rail [m]	2.0	1.0	1.5	1.8	2.0	1.4	0.5	1.5	4.2
Avg. Stride Freq. [Hz]	2.3	2.4	2.3	2.3	2.3	2.3	2.4	2.4	2.3
Avg. Stride Length [m]	7.1	7.2	7.2	7.0	7.0	7.0	7.1	7.0	6.8



- [] Ranking at each section and finish
- .-.- No data available at this section
- NA No data available



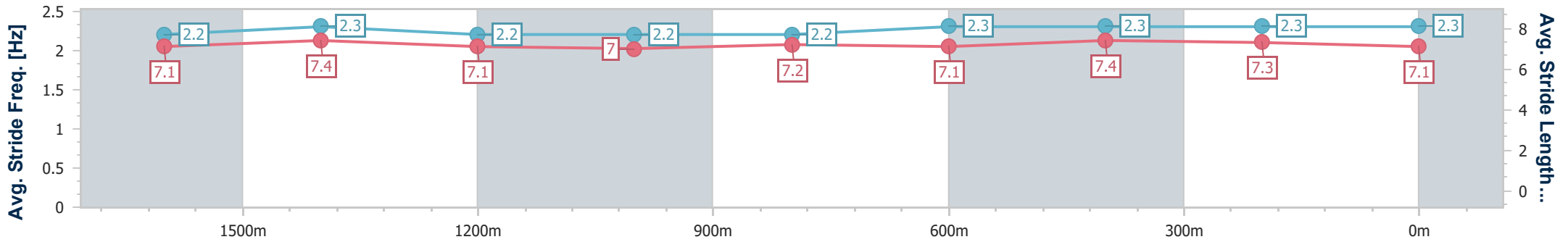
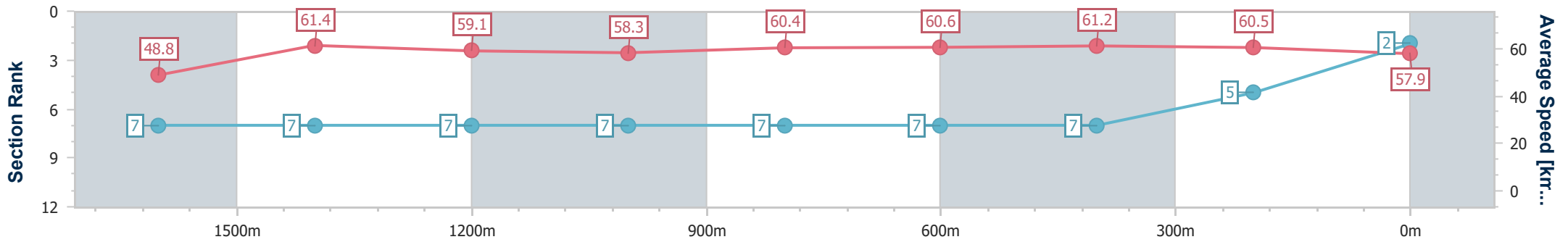
Horse/Jockey Name	Leored
Final Rank	2
Fastest Section Time (Section)	0:11.84 (1600m)
Top Speed [km/h] (Section)	62.2 (1600m)
Race State	Finished



Sunshine Coast QLD Professional
 Race 6: KINGS BEACH SURF CLUB Class 3 Handicap - 1800m
 09 July 2023 - 14:45
 Track Rating: Soft 5, Weather: Fine, Rail Position: 2m



Section	Overall	1600m	1400m	1200m	1000m	800m	600m	400m	200m
Section Times	1:51.72 [2] (0:14.82)	1:36.90 [7] (0:11.84)	1:25.06 [7] (0:12.25)	1:12.81 [7] (0:12.42)	1:00.39 [7] (0:12.00)	0:48.39 [7] (0:12.06)	0:36.33 [7] (0:11.92)	0:24.41 [7] (0:11.91)	0:12.50 [5] (0:12.50)
Average Speed [km/h]	48.8	61.4	59.1	58.3	60.4	60.6	61.2	60.5	57.9
Top Speed [km/h]	60.1	62.2	61.6	59.6	61.4	61.7	61.8	61.2	59.5
Avg. Dist. to Rail [m]	5.9	2.4	2.9	3.4	3.3	2.6	2.1	5.3	7.3
Avg. Stride Freq. [Hz]	2.2	2.3	2.2	2.2	2.2	2.3	2.3	2.3	2.3
Avg. Stride Length [m]	7.1	7.4	7.1	7.0	7.2	7.1	7.4	7.3	7.1



- [] Ranking at each section and finish
- .-.- No data available at this section
- NA No data available



Horse/Jockey Name	Googaz
Final Rank	3
Fastest Section Time (Section)	0:11.70 (1600m)
Top Speed [km/h] (Section)	63.9 (Overall)
Race State	Finished



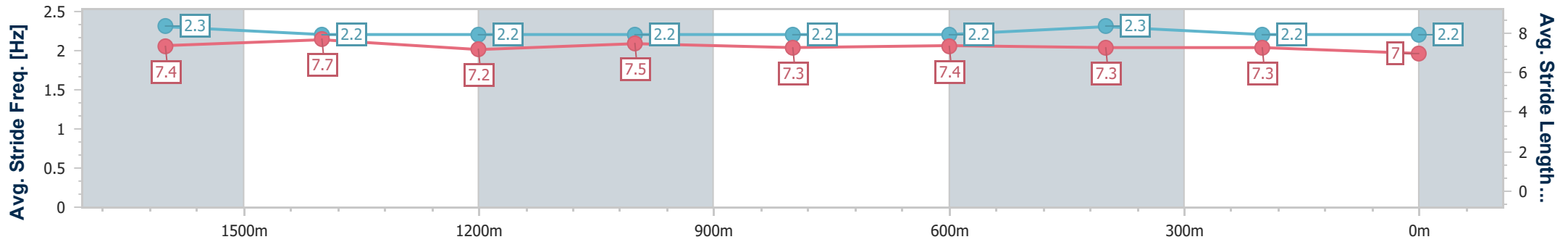
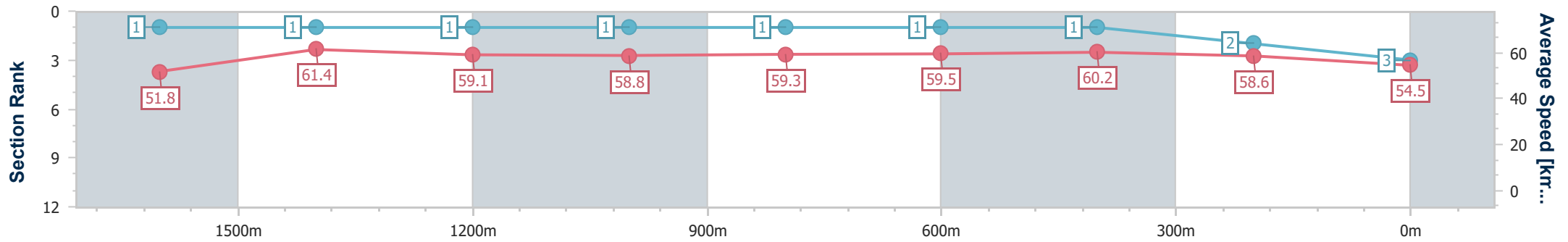
Sunshine Coast QLD Professional
Race 6: KINGS BEACH SURF CLUB Class 3 Handicap - 1800m



09 July 2023 - 14:45

Track Rating: Soft 5, Weather: Fine, Rail Position: 2m

Section	Overall	1600m	1400m	1200m	1000m	800m	600m	400m	200m
Section Times	1:52.09 [3] (0:13.93)	1:38.16 [1] (0:11.70)	1:26.46 [1] (0:12.27)	1:14.19 [1] (0:12.28)	1:01.91 [1] (0:12.21)	0:49.70 [1] (0:12.20)	0:37.50 [1] (0:11.97)	0:25.53 [1] (0:12.28)	0:13.25 [2] (0:13.25)
Average Speed [km/h]	51.8	61.4	59.1	58.8	59.3	59.5	60.2	58.6	54.5
Top Speed [km/h]	63.9	63.4	60.4	59.4	59.9	60.9	60.9	60.1	56.4
Avg. Dist. to Rail [m]	3.8	0.2	2.1	2.0	2.3	1.4	0.4	0.3	1.8
Avg. Stride Freq. [Hz]	2.3	2.2	2.2	2.2	2.2	2.2	2.3	2.2	2.2
Avg. Stride Length [m]	7.4	7.7	7.2	7.5	7.3	7.4	7.3	7.3	7.0



- [] Ranking at each section and finish
- .-.- No data available at this section
- NA No data available



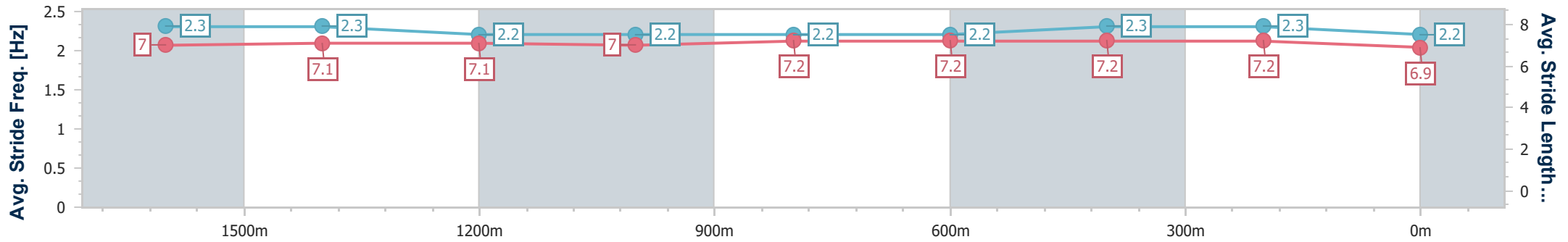
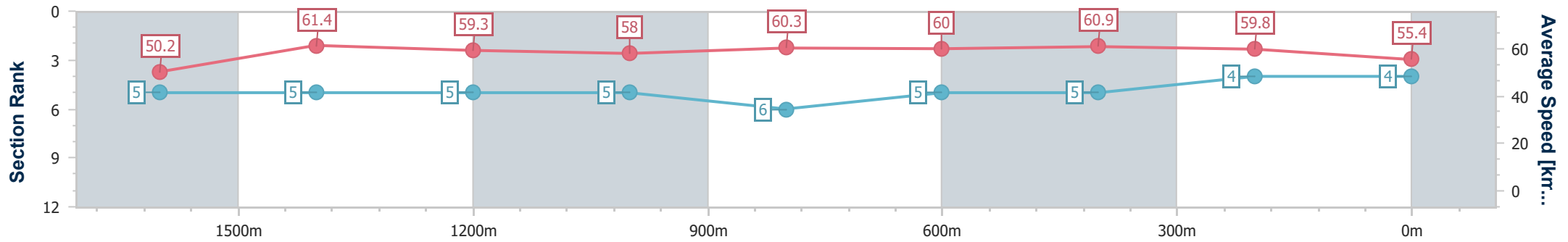
Horse/Jockey Name	Torque Leica Star
Final Rank	4
Fastest Section Time (Section)	0:11.84 (1600m)
Top Speed [km/h] (Section)	62.3 (1600m)
Race State	Finished



Sunshine Coast QLD Professional
 Race 6: KINGS BEACH SURF CLUB Class 3 Handicap - 1800m
 09 July 2023 - 14:45
 Track Rating: Soft 5, Weather: Fine, Rail Position: 2m



Section	Overall	1600m	1400m	1200m	1000m	800m	600m	400m	200m
Section Times	1:52.17 [4] (0:14.45)	1:37.72 [5] (0:11.84)	1:25.88 [5] (0:12.24)	1:13.64 [5] (0:12.44)	1:01.20 [5] (0:12.03)	0:49.17 [6] (0:12.18)	0:36.99 [5] (0:11.90)	0:25.09 [5] (0:12.05)	0:13.04 [4] (0:13.04)
Average Speed [km/h]	50.2	61.4	59.3	58.0	60.3	60.0	60.9	59.8	55.4
Top Speed [km/h]	60.7	62.3	60.7	59.9	61.0	61.0	61.8	61.7	57.6
Avg. Dist. to Rail [m]	5.6	3.1	3.1	3.3	3.3	2.2	1.3	2.6	5.4
Avg. Stride Freq. [Hz]	2.3	2.3	2.2	2.2	2.2	2.2	2.3	2.3	2.2
Avg. Stride Length [m]	7.0	7.1	7.1	7.0	7.2	7.2	7.2	7.2	6.9



- [] Ranking at each section and finish
- .-.- No data available at this section
- NA No data available



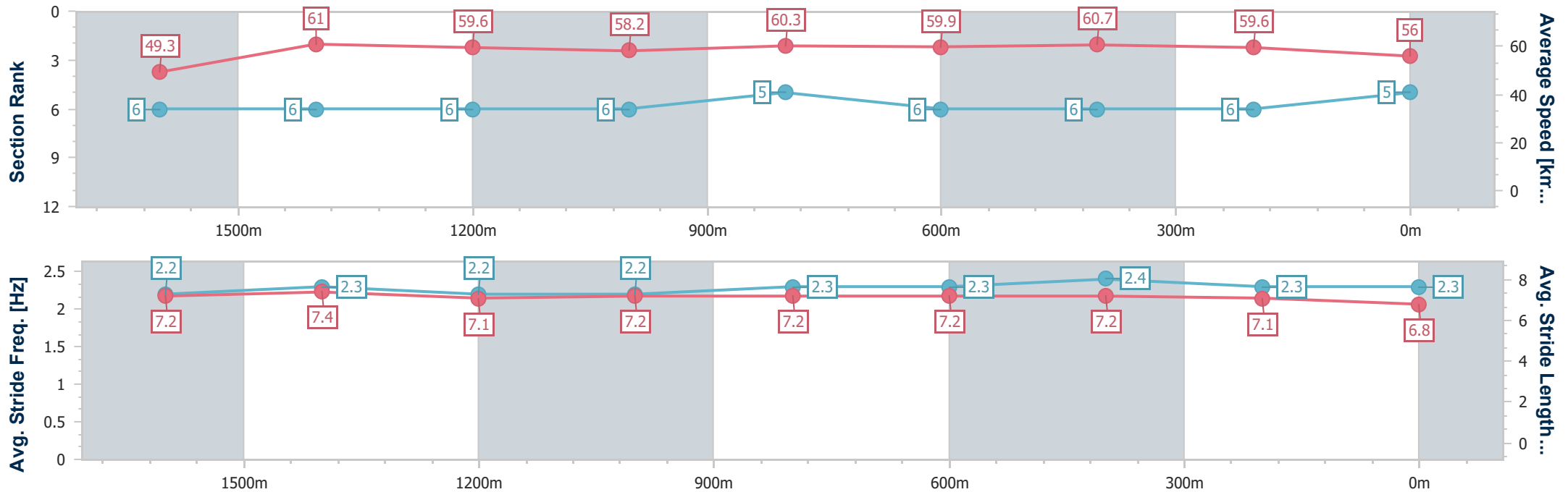
Horse/Jockey Name	Gulf Of Saros
Final Rank	5
Fastest Section Time (Section)	0:11.81 (1600m)
Top Speed [km/h] (Section)	61.7 (600m)
Race State	Finished



Sunshine Coast QLD Professional
 Race 6: KINGS BEACH SURF CLUB Class 3 Handicap - 1800m
 09 July 2023 - 14:45
 Track Rating: Soft 5, Weather: Fine, Rail Position: 2m



Section	Overall	1600m	1400m	1200m	1000m	800m	600m	400m	200m
Section Times	1:52.19 [5] (0:14.61)	1:37.58 [6] (0:11.81)	1:25.77 [6] (0:12.16)	1:13.61 [6] (0:12.41)	1:01.20 [6] (0:11.99)	0:49.21 [5] (0:12.21)	0:37.00 [6] (0:12.00)	0:25.00 [6] (0:12.06)	0:12.94 [6] (0:12.94)
Average Speed [km/h]	49.3	61.0	59.6	58.2	60.3	59.9	60.7	59.6	56.0
Top Speed [km/h]	61.3	61.5	61.0	59.9	61.1	60.4	61.7	61.1	57.9
Avg. Dist. to Rail [m]	2.3	1.2	2.2	2.4	2.4	2.7	1.8	1.4	2.3
Avg. Stride Freq. [Hz]	2.2	2.3	2.2	2.2	2.3	2.3	2.4	2.3	2.3
Avg. Stride Length [m]	7.2	7.4	7.1	7.2	7.2	7.2	7.2	7.1	6.8



- [] Ranking at each section and finish
- .-.- No data available at this section
- NA No data available



Horse/Jockey Name	Lago Di Braies
Final Rank	5
Fastest Section Time (Section)	0:11.73 (1600m)
Top Speed [km/h] (Section)	63.7 (Overall)
Race State	Finished



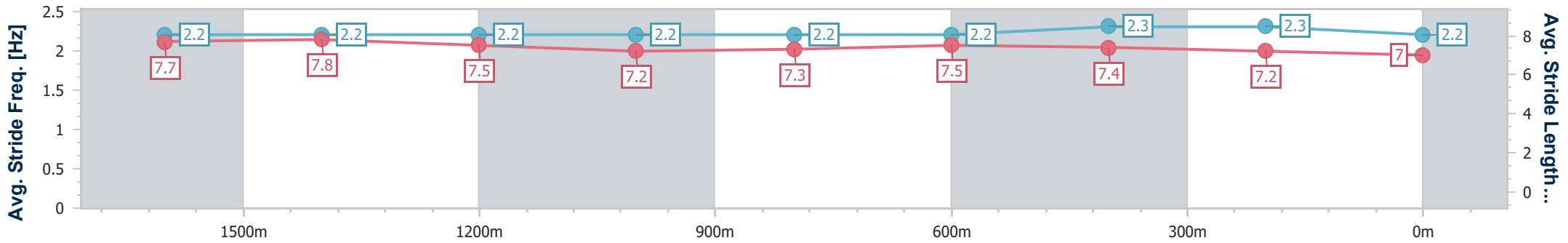
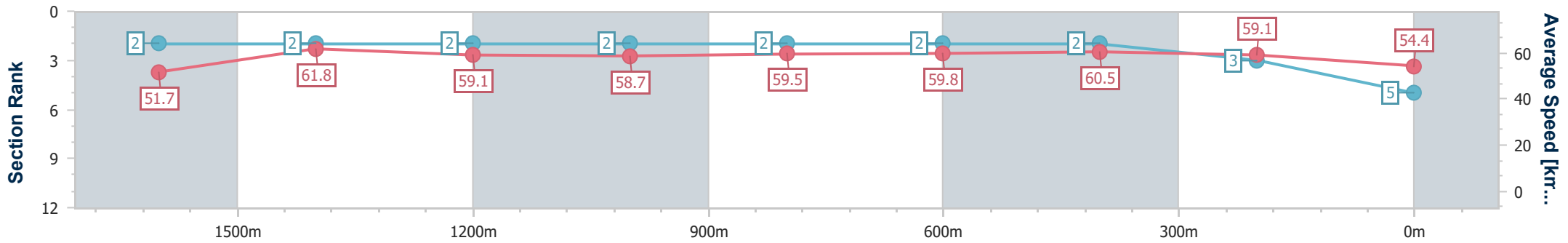
Sunshine Coast QLD Professional
Race 6: KINGS BEACH SURF CLUB Class 3 Handicap - 1800m



09 July 2023 - 14:45

Track Rating: Soft 5, Weather: Fine, Rail Position: 2m

Section	Overall	1600m	1400m	1200m	1000m	800m	600m	400m	200m
Section Times	1:52.19 [5] (0:14.03)	1:38.16 [2] (0:11.73)	1:26.43 [2] (0:12.25)	1:14.18 [2] (0:12.29)	1:01.89 [2] (0:12.19)	0:49.70 [2] (0:12.20)	0:37.50 [2] (0:12.04)	0:25.46 [2] (0:12.17)	0:13.29 [3] (0:13.29)
Average Speed [km/h]	51.7	61.8	59.1	58.7	59.5	59.8	60.5	59.1	54.4
Top Speed [km/h]	63.7	63.2	59.8	59.4	60.2	61.0	61.3	60.7	57.2
Avg. Dist. to Rail [m]	7.4	1.8	1.8	3.1	3.3	2.6	1.6	2.1	4.2
Avg. Stride Freq. [Hz]	2.2	2.2	2.2	2.2	2.2	2.2	2.3	2.3	2.2
Avg. Stride Length [m]	7.7	7.8	7.5	7.2	7.3	7.5	7.4	7.2	7.0



- [] Ranking at each section and finish
- .-.- No data available at this section
- NA No data available



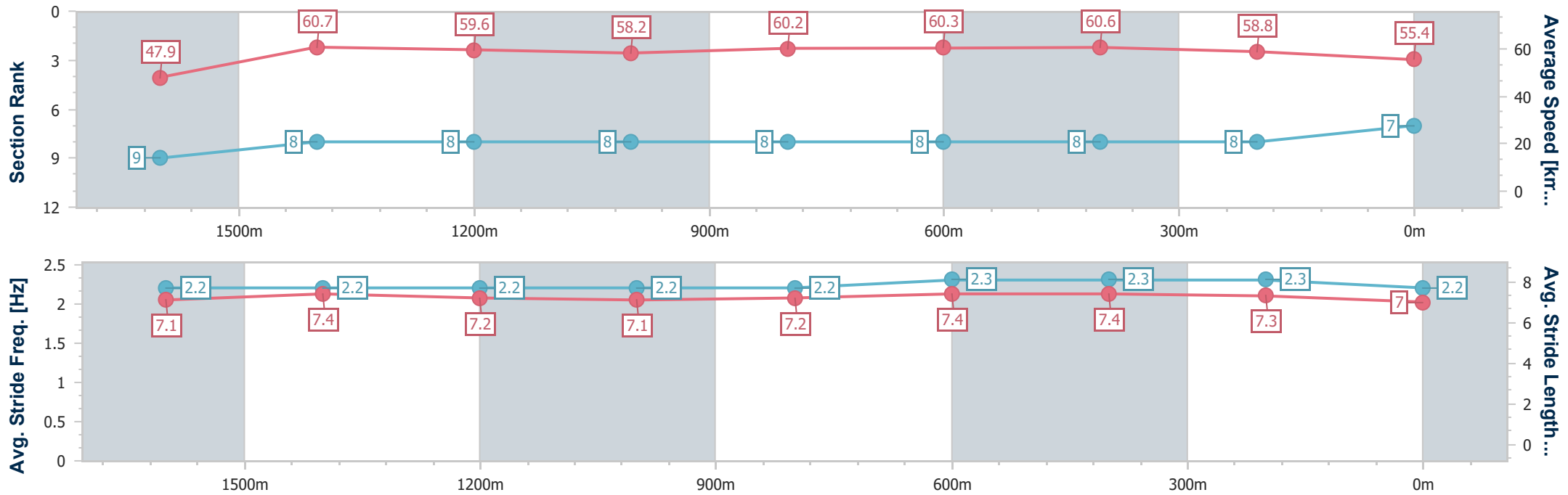
Horse/Jockey Name	Bold Delago
Final Rank	7
Fastest Section Time (Section)	0:11.90 (1600m)
Top Speed [km/h] (Section)	62.6 (1600m)
Race State	Finished



Sunshine Coast QLD Professional
 Race 6: KINGS BEACH SURF CLUB Class 3 Handicap - 1800m
 09 July 2023 - 14:45
 Track Rating: Soft 5, Weather: Fine, Rail Position: 2m



Section	Overall	1600m	1400m	1200m	1000m	800m	600m	400m	200m
Section Times	1:52.82 [7] (0:15.02)	1:37.80 [9] (0:11.90)	1:25.90 [8] (0:12.13)	1:13.77 [8] (0:12.41)	1:01.36 [8] (0:12.03)	0:49.33 [8] (0:12.06)	0:37.27 [8] (0:11.98)	0:25.29 [8] (0:12.24)	0:13.05 [8] (0:13.05)
Average Speed [km/h]	47.9	60.7	59.6	58.2	60.2	60.3	60.6	58.8	55.4
Top Speed [km/h]	59.8	62.6	61.2	59.1	61.2	61.5	61.1	60.3	57.3
Avg. Dist. to Rail [m]	1.7	1.5	2.3	2.4	2.4	1.9	1.0	3.7	5.3
Avg. Stride Freq. [Hz]	2.2	2.2	2.2	2.2	2.2	2.3	2.3	2.3	2.2
Avg. Stride Length [m]	7.1	7.4	7.2	7.1	7.2	7.4	7.4	7.3	7.0



- [] Ranking at each section and finish
- .-.- No data available at this section
- NA No data available



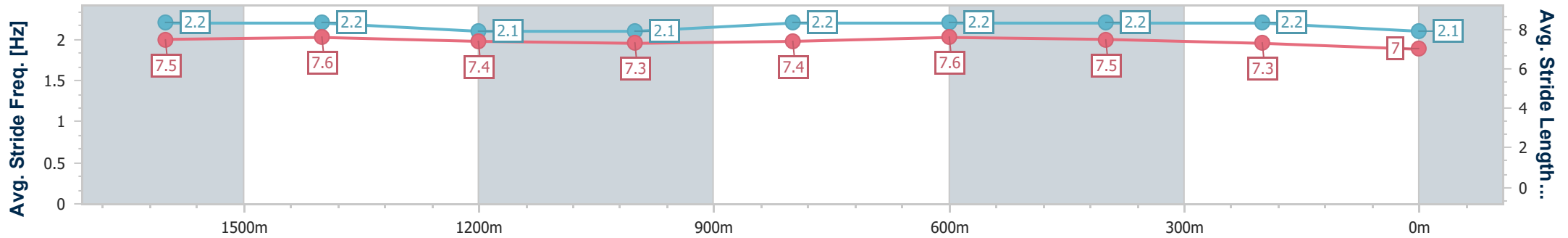
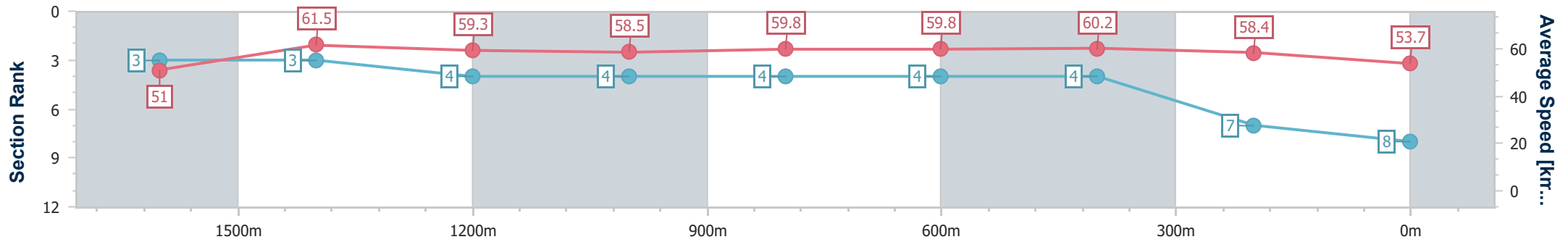
Horse/Jockey Name	Rabbit Stu
Final Rank	8
Fastest Section Time (Section)	0:11.83 (1600m)
Top Speed [km/h] (Section)	62.2 (1600m)
Race State	Finished



Sunshine Coast QLD Professional
 Race 6: KINGS BEACH SURF CLUB Class 3 Handicap - 1800m
 09 July 2023 - 14:45
 Track Rating: Soft 5, Weather: Fine, Rail Position: 2m



Section	Overall	1600m	1400m	1200m	1000m	800m	600m	400m	200m
Section Times	1:52.86 [8] (0:14.19)	1:38.67 [3] (0:11.83)	1:26.84 [3] (0:12.24)	1:14.60 [4] (0:12.33)	1:02.27 [4] (0:12.12)	0:50.15 [4] (0:12.25)	0:37.90 [4] (0:12.12)	0:25.78 [4] (0:12.31)	0:13.47 [7] (0:13.47)
Average Speed [km/h]	51.0	61.5	59.3	58.5	59.8	59.8	60.2	58.4	53.7
Top Speed [km/h]	61.0	62.2	59.9	59.2	60.9	60.8	61.2	59.7	56.5
Avg. Dist. to Rail [m]	4.1	3.0	3.1	3.3	3.2	2.7	2.0	3.6	6.3
Avg. Stride Freq. [Hz]	2.2	2.2	2.1	2.1	2.2	2.2	2.2	2.2	2.1
Avg. Stride Length [m]	7.5	7.6	7.4	7.3	7.4	7.6	7.5	7.3	7.0



- [] Ranking at each section and finish
- .-.- No data available at this section
- NA No data available



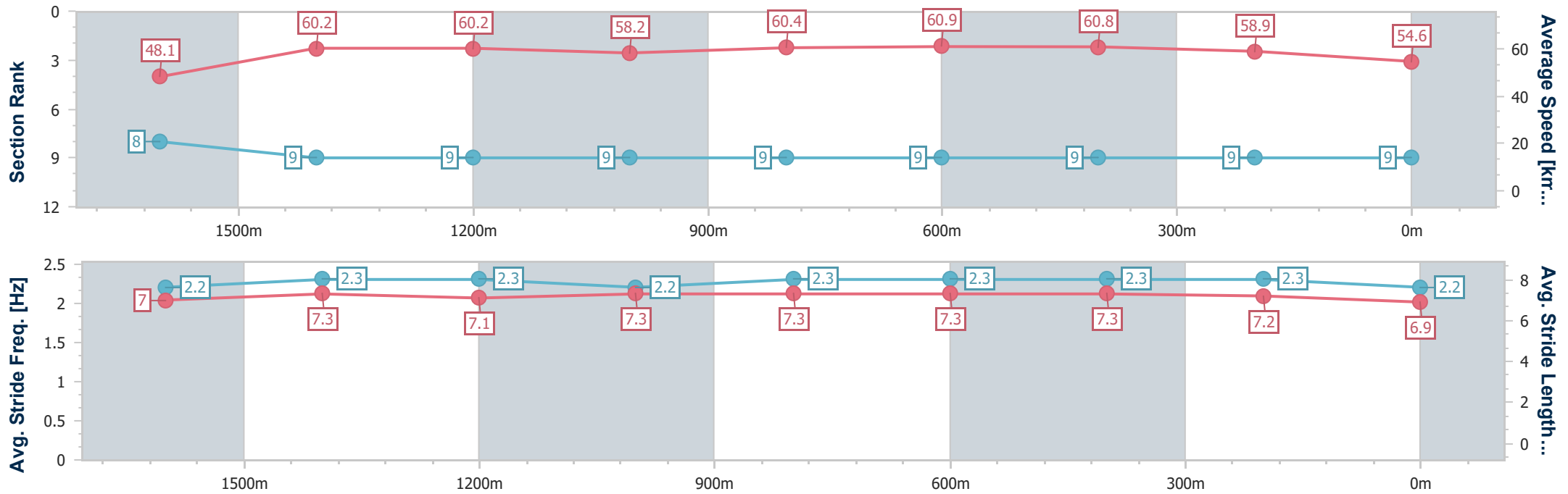
Horse/Jockey Name	Magic Mikey
Final Rank	9
Fastest Section Time (Section)	0:12.01 (1000m)
Top Speed [km/h] (Section)	62.2 (800m)
Race State	Finished



Sunshine Coast QLD Professional
 Race 6: KINGS BEACH SURF CLUB Class 3 Handicap - 1800m
 09 July 2023 - 14:45
 Track Rating: Soft 5, Weather: Fine, Rail Position: 2m



Section	Overall	1600m	1400m	1200m	1000m	800m	600m	400m	200m
Section Times	1:53.09 [9] (0:14.99)	1:38.10 [8] (0:12.06)	1:26.04 [9] (0:12.05)	1:13.99 [9] (0:12.43)	1:01.56 [9] (0:12.01)	0:49.55 [9] (0:12.03)	0:37.52 [9] (0:12.06)	0:25.46 [9] (0:12.20)	0:13.26 [9] (0:13.26)
Average Speed [km/h]	48.1	60.2	60.2	58.2	60.4	60.9	60.8	58.9	54.6
Top Speed [km/h]	59.3	61.6	62.1	59.3	61.5	62.2	61.5	60.5	56.9
Avg. Dist. to Rail [m]	4.5	2.3	3.2	3.4	3.5	3.0	2.8	5.8	7.4
Avg. Stride Freq. [Hz]	2.2	2.3	2.3	2.2	2.3	2.3	2.3	2.3	2.2
Avg. Stride Length [m]	7.0	7.3	7.1	7.3	7.3	7.3	7.3	7.2	6.9



- [] Ranking at each section and finish
- .-.- No data available at this section
- NA No data available