



Sunshine Coast QLD Professional

Race 8: ALEX SURF CLUB RATINGS BAND 0 - 62 Handicap - 1400m

09 July 2023 - 16:05



Track Rating: Soft 5, Weather: Fine, Rail Position: 2m

Section		Field Times										Last 600m				
		Overall	1200m	1000m	800m	600m	400m						0:35.80			
		1:25.38 (0:13.90)	1:11.48 (0:11.32)	1:00.16 (0:12.03)	0:48.13 (0:12.33)	0:35.80 (0:12.07)	0:23.73 (0:11.71)									
Rank	TAB	Horse/Jockey	Barrier	Top Speed [km/h]	Fastest Section											Distance Travelled [m]
1	2	HALF CROWN James Orman	9	65.2 400m	0:11.32 400m	1:25.38 [1] (0:14.29)	1:11.09 [7] (0:11.59)	0:59.50 [7] (0:12.22)	0:47.28 [7] (0:12.16)	0:35.12 [6] (0:11.78)	0:23.34 [5] (0:11.32)	0:35.12				
2	6	DOOMANI Larry Cassidy	14	65.0 Overall	0:11.32 1200m	1:25.91 [2] (0:13.91)	1:12.00 [2] (0:11.32)	1:00.68 [2] (0:12.15)	0:48.53 [2] (0:12.38)	0:36.15 [2] (0:12.00)	0:24.15 [2] (0:11.67)	0:36.15		+5		
3	4	ROMAN HEIR Justin Huxtable	4	65.0 1200m	0:11.51 1200m	1:25.93 [3] (0:14.26)	1:11.67 [6] (0:11.51)	1:00.16 [5] (0:12.23)	0:47.93 [5] (0:12.24)	0:35.69 [5] (0:11.85)	0:23.84 [6] (0:11.53)	0:35.69		-1		
4	10	FIRSTLUV Samantha Collett	15	63.5 400m	0:11.52 400m	1:26.06 [4] (0:14.50)	1:11.56 [9] (0:11.66)	0:59.90 [9] (0:12.26)	0:47.64 [9] (0:12.03)	0:35.61 [9] (0:11.75)	0:23.86 [9] (0:11.52)	0:35.61		+6		
5	14	UNLIKELY OCCURRENCE Luke Tarrant	10	64.8 400m	0:11.32 400m	1:26.11 [5] (0:14.68)	1:11.43 [10] (0:11.56)	0:59.87 [10] (0:12.23)	0:47.64 [10] (0:12.14)	0:35.50 [10] (0:11.87)	0:23.63 [10] (0:11.32)	0:35.50		+3		
6	11	KISEKI MAN Micheal Hellyer	6	64.8 Overall	0:11.49 1200m	1:26.15 [6] (0:13.96)	1:12.19 [3] (0:11.49)	1:00.70 [3] (0:12.15)	0:48.55 [3] (0:12.29)	0:36.26 [4] (0:11.96)	0:24.30 [4] (0:11.78)	0:36.26		+2		
7	12	THAT'S ALL GOOD Jaden Lloyd	1	63.4 1200m	0:11.55 1200m	1:26.30 [7] (0:14.26)	1:12.04 [5] (0:11.55)	1:00.49 [6] (0:12.26)	0:48.23 [6] (0:12.29)	0:35.94 [7] (0:11.81)	0:24.13 [7] (0:11.57)	0:35.94		+0		
8	9	SATASHI Ben Thompson	3	63.5 1200m	0:11.50 1200m	1:26.30 [8] (0:14.08)	1:12.22 [4] (0:11.50)	1:00.72 [4] (0:12.04)	0:48.68 [4] (0:12.18)	0:36.50 [3] (0:12.04)	0:24.46 [3] (0:11.83)	0:36.50		-5		
9	8	DUBAI DEE Ryan Maloney	5	65.2 1200m	0:11.32 1200m	1:26.36 [9] (0:13.90)	1:12.46 [1] (0:11.32)	1:01.14 [1] (0:12.03)	0:49.11 [1] (0:12.33)	0:36.78 [1] (0:12.07)	0:24.71 [1] (0:11.89)	0:36.78		-1		
10	3	AFSOON Josh Adams	8	63.7 1200m	0:11.57 1200m	1:26.79 [10] (0:14.47)	1:12.32 [8] (0:11.57)	1:00.75 [8] (0:12.22)	0:48.53 [8] (0:12.13)	0:36.40 [8] (0:11.81)	0:24.59 [8] (0:11.73)	0:36.40		+0		

Scratched: Birmingham (#1), Tuki Twelve (#5), Desert Flame (#13), Above The Lot (#15)

Report Created: Sun 9 July 2023 17:00 GMT+10 (Note: Timing is based on position data)

Page 1/15

[] Ranking at each section and finish
 -:-:- No data available at this section
 NA No data available

SCN Saddle cloth number
 DNF Did not finish
 DNT Did not track

data processed by TRIPLESDATA



Sunshine Coast QLD Professional

Race 8: ALEX SURF CLUB RATINGS BAND 0 - 62 Handicap - 1400m

09 July 2023 - 16:05



Track Rating: Soft 5, Weather: Fine, Rail Position: 2m

Section	Overall	1200m	1000m	800m	600m	400m	Last 600m
Field Times	1:25.38 (0:13.90)	1:11.48 (0:11.32)	1:00.16 (0:12.03)	0:48.13 (0:12.33)	0:35.80 (0:12.07)	0:23.73 (0:11.71)	0:35.80

Rank	TAB	Horse/Jockey	Barrier	Top Speed [km/h]	Fastest Section	Overall	1200m	1000m	800m	600m	400m	Last 600m	Distance Travelled [m]
11	7	SOOBPURB DANCER	7	62.4	0:11.65	1:29.44 [11]	1:14.63 [11]	1:02.98 [11]	0:50.72 [11]	0:38.71 [11]	0:26.93 [11]	0:38.71	-3
		Morgan Butler		1200m	1200m	(0:14.81)	(0:11.65)	(0:12.26)	(0:12.01)	(0:11.78)	(0:12.10)		

Scratched: Birmingham (#1), Tuki Twelve (#5), Desert Flame (#13), Above The Lot (#15)

[] Ranking at each section and finish
 -:-:-:- No data available at this section
 NA No data available

SCN Saddle cloth number
 DNF Did not finish
 DNT Did not track



Sunshine Coast QLD Professional

Race 8: ALEX SURF CLUB RATINGS BAND 0 - 62 Handicap - 1400m

09 July 2023 - 16:05



Track Rating: Soft 5, Weather: Fine, Rail Position: 2m

Section								200m	Last 600m	
Field Times								0:12.02 (0:12.02)	0:35.80	
Rank	TAB	Horse/Jockey	Barrier	Top Speed [km/h]	Fastest Section	Margin			Distance Travelled [m]	
1	2	HALF CROWN James Orman	9	65.2 400m	0:11.32 400m	0:12.02 [1] (0:12.02)	1:25.38		0:35.12	
2	6	DOOMANI Larry Cassidy	14	65.0 Overall	0:11.32 1200m	0:12.48 [2] (0:12.48)	3L		0:36.15 +5	
3	4	ROMAN HEIR Justin Huxtable	4	65.0 1200m	0:11.51 1200m	0:12.31 [4] (0:12.31)	3.1L		0:35.69 -1	
4	10	FIRSTLUV Samantha Collett	15	63.5 400m	0:11.52 400m	0:12.34 [7] (0:12.34)	3.6L		0:35.61 +6	
5	14	UNLIKELYOCCURRENCE Luke Tarrant	10	64.8 400m	0:11.32 400m	0:12.31 [9] (0:12.31)	3.8L		0:35.50 +3	
6	11	KISEKI MAN Micheal Hellyer	6	64.8 Overall	0:11.49 1200m	0:12.52 [5] (0:12.52)	4L		0:36.26 +2	
7	12	THAT'S ALL GOOD Jaden Lloyd	1	63.4 1200m	0:11.55 1200m	0:12.56 [8] (0:12.56)	4.8L		0:35.94 +0	
8	9	SATASHI Ben Thompson	3	63.5 1200m	0:11.50 1200m	0:12.63 [6] (0:12.63)	4.9L		0:36.50 -5	
9	8	DUBAI DEE Ryan Maloney	5	65.2 1200m	0:11.32 1200m	0:12.82 [3] (0:12.82)	5.1L		0:36.78 -1	
10	3	AFSOON Josh Adams	8	63.7 1200m	0:11.57 1200m	0:12.86 [10] (0:12.86)	7.6L		0:36.40 +0	

Scratched: Birmingham (#1), Tuki Twelve (#5), Desert Flame (#13), Above The Lot (#15)

Report Created: Sun 9 July 2023 17:00 GMT+10 (Note: Timing is based on position data)

Page 3/15

[] Ranking at each section and finish
 -:-:- No data available at this section
 NA No data available

SCN Saddle cloth number
 DNF Did not finish
 DNT Did not track

data processed by TRIPLESDATA



Sunshine Coast QLD Professional
Race 8: ALEX SURF CLUB RATINGS BAND 0 - 62 Handicap - 1400m
09 July 2023 - 16:05



Track Rating: Soft 5, Weather: Fine, Rail Position: 2m

Section				200m				Last 600m		
Field Times				0:12.02 (0:12.02)				0:35.80		
Rank	TAB	Horse/Jockey	Barrier	Top Speed [km/h]	Fastest Section	Margin			Distance Travelled [m]	
11	7	SOOBPURB DANCER	7	62.4	0:11.65	0:14.83 [11]	23.1L		0:38.71	-3
		Morgan Butler		1200m	1200m	(0:14.83)				

Scratched: Birmingham (#1), Tuki Twelve (#5), Desert Flame (#13), Above The Lot (#15)

[] Ranking at each section and finish
 -:-:- No data available at this section
 NA No data available

SCN Saddle cloth number
 DNF Did not finish
 DNT Did not track



Horse/Jockey Name	Half Crown
Final Rank	1
Fastest Section Time (Section)	0:11.32 (400m)
Top Speed [km/h] (Section)	65.2 (400m)
Race State	Finished



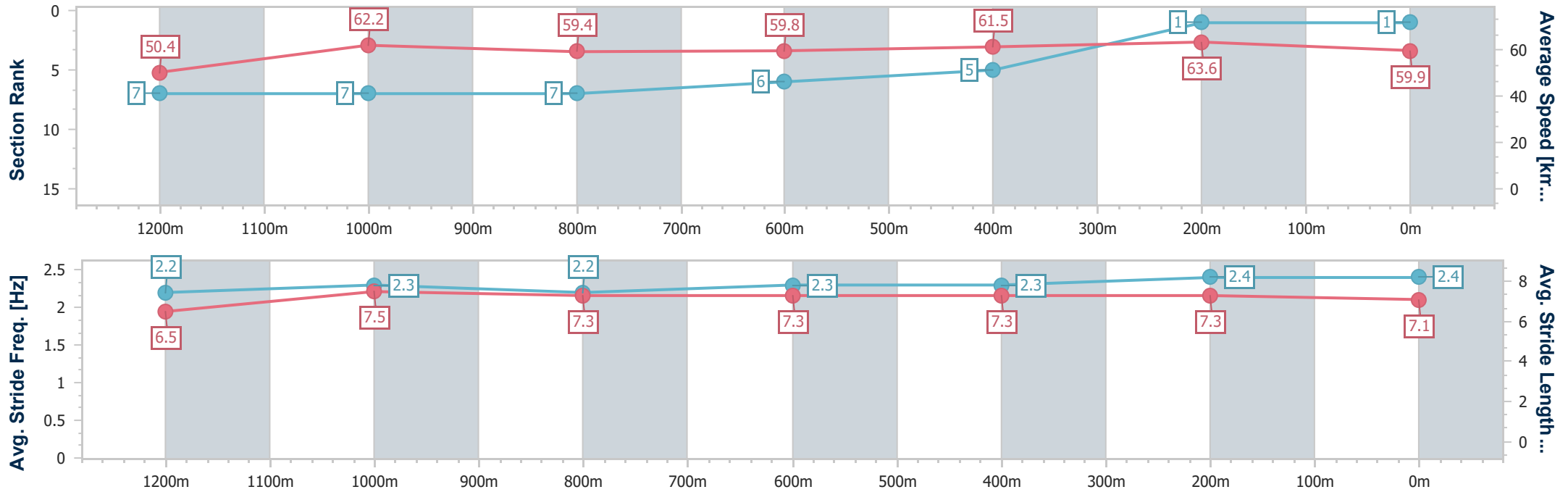
Sunshine Coast QLD Professional
Race 8: ALEX SURF CLUB RATINGS BAND 0 - 62 Handicap - 1400m



09 July 2023 - 16:05

Track Rating: Soft 5, Weather: Fine, Rail Position: 2m

Section	Overall	1200m	1000m	800m	600m	400m	200m
Section Times	1:25.38 [1] (0:14.29)	1:11.09 [7] (0:11.59)	0:59.50 [7] (0:12.22)	0:47.28 [7] (0:12.16)	0:35.12 [6] (0:11.78)	0:23.34 [5] (0:11.32)	0:12.02 [1] (0:12.02)
Average Speed [km/h]	50.4	62.2	59.4	59.8	61.5	63.6	59.9
Top Speed [km/h]	64.0	64.4	60.7	60.9	63.7	65.2	62.2
Avg. Dist. to Rail [m]	9.3	4.3	3.7	1.5	1.2	4.7	5.6
Avg. Stride Freq. [Hz]	2.2	2.3	2.2	2.3	2.3	2.4	2.4
Avg. Stride Length [m]	6.5	7.5	7.3	7.3	7.3	7.3	7.1



- [] Ranking at each section and finish
- .-.- No data available at this section
- NA No data available



Horse/Jockey Name	Doomani
Final Rank	2
Fastest Section Time (Section)	0:11.32 (1200m)
Top Speed [km/h] (Section)	65.0 (Overall)
Race State	Finished



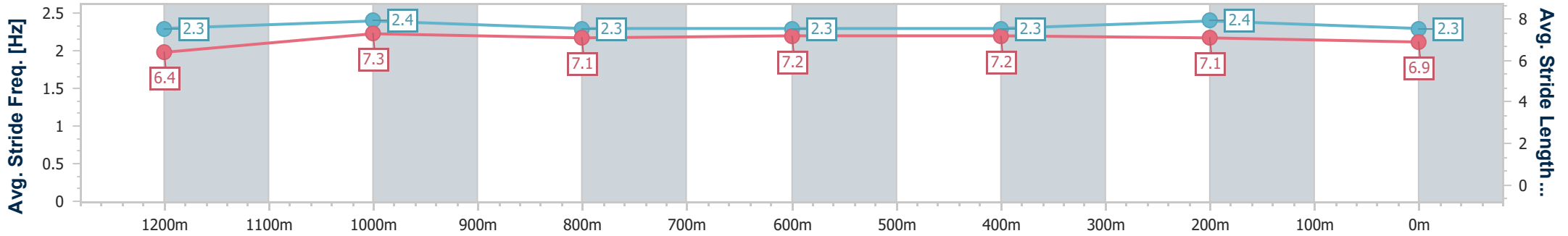
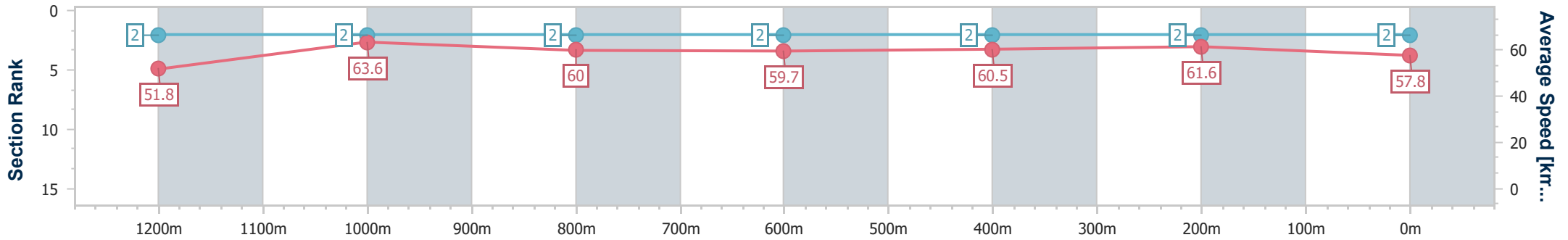
Sunshine Coast QLD Professional
Race 8: ALEX SURF CLUB RATINGS BAND 0 - 62 Handicap - 1400m



09 July 2023 - 16:05

Track Rating: Soft 5, Weather: Fine, Rail Position: 2m

Section	Overall	1200m	1000m	800m	600m	400m	200m
Section Times	1:25.91 [2] (0:13.91)	1:12.00 [2] (0:11.32)	1:00.68 [2] (0:12.15)	0:48.53 [2] (0:12.38)	0:36.15 [2] (0:12.00)	0:24.15 [2] (0:11.67)	0:12.48 [2] (0:12.48)
Average Speed [km/h]	51.8	63.6	60.0	59.7	60.5	61.6	57.8
Top Speed [km/h]	65.0	64.8	62.1	60.6	61.9	62.9	60.3
Avg. Dist. to Rail [m]	11.2	6.7	5.2	3.9	1.5	3.4	3.6
Avg. Stride Freq. [Hz]	2.3	2.4	2.3	2.3	2.3	2.4	2.3
Avg. Stride Length [m]	6.4	7.3	7.1	7.2	7.2	7.1	6.9



- [] Ranking at each section and finish
- .-.- No data available at this section
- NA No data available



Horse/Jockey Name	Roman Heir
Final Rank	3
Fastest Section Time (Section)	0:11.51 (1200m)
Top Speed [km/h] (Section)	65.0 (1200m)
Race State	Finished



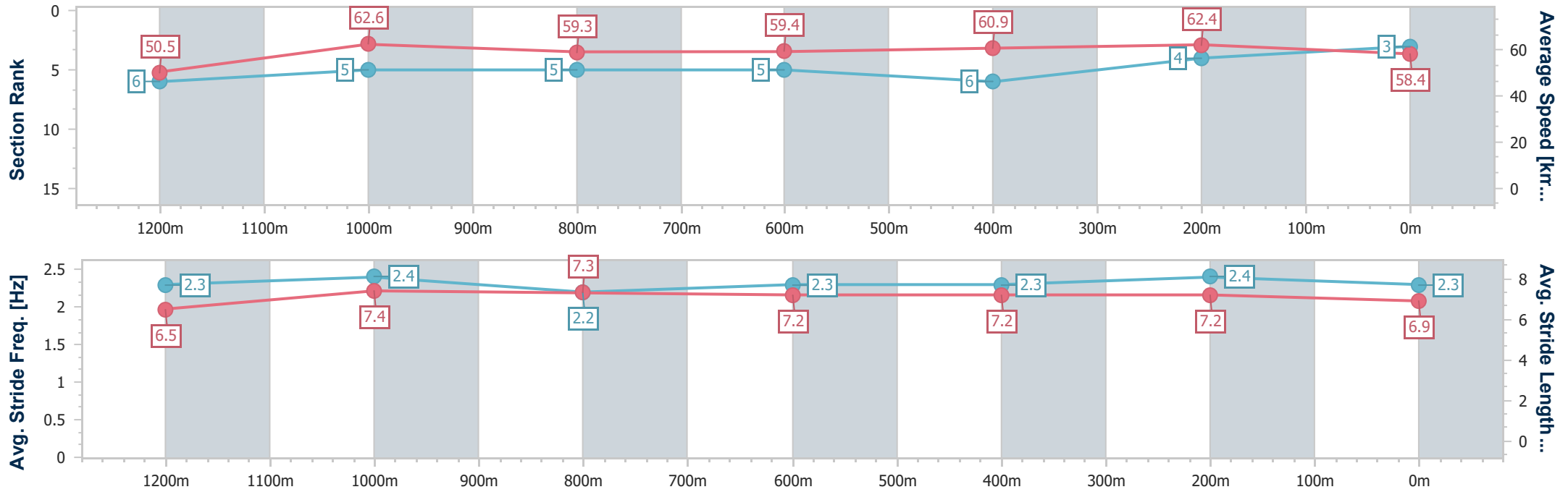
Sunshine Coast QLD Professional
Race 8: ALEX SURF CLUB RATINGS BAND 0 - 62 Handicap - 1400m



09 July 2023 - 16:05

Track Rating: Soft 5, Weather: Fine, Rail Position: 2m

Section	Overall	1200m	1000m	800m	600m	400m	200m
Section Times	1:25.93 [3] (0:14.26)	1:11.67 [6] (0:11.51)	1:00.16 [5] (0:12.23)	0:47.93 [5] (0:12.24)	0:35.69 [5] (0:11.85)	0:23.84 [6] (0:11.53)	0:12.31 [4] (0:12.31)
Average Speed [km/h]	50.5	62.6	59.3	59.4	60.9	62.4	58.4
Top Speed [km/h]	64.2	65.0	60.0	60.3	62.2	63.5	61.9
Avg. Dist. to Rail [m]	6.4	4.2	3.4	1.3	0.5	2.3	2.6
Avg. Stride Freq. [Hz]	2.3	2.4	2.2	2.3	2.3	2.4	2.3
Avg. Stride Length [m]	6.5	7.4	7.3	7.2	7.2	7.2	6.9



- [] Ranking at each section and finish
- .-.- No data available at this section
- NA No data available



Horse/Jockey Name	Firstluv
Final Rank	4
Fastest Section Time (Section)	0:11.52 (400m)
Top Speed [km/h] (Section)	63.5 (400m)
Race State	Finished



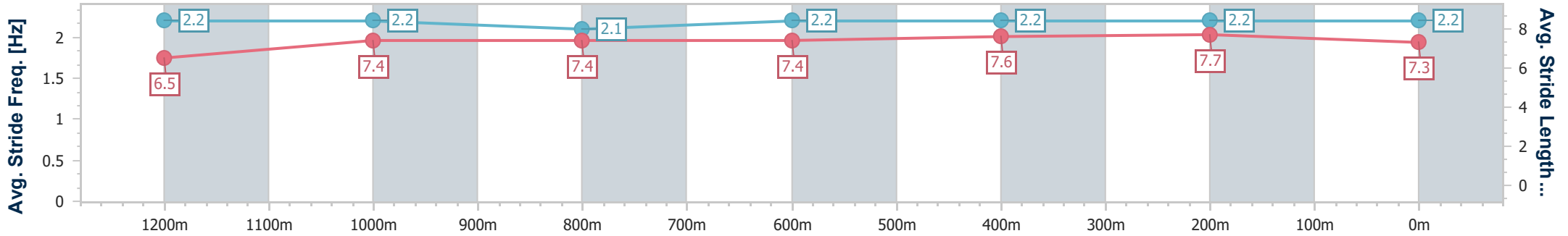
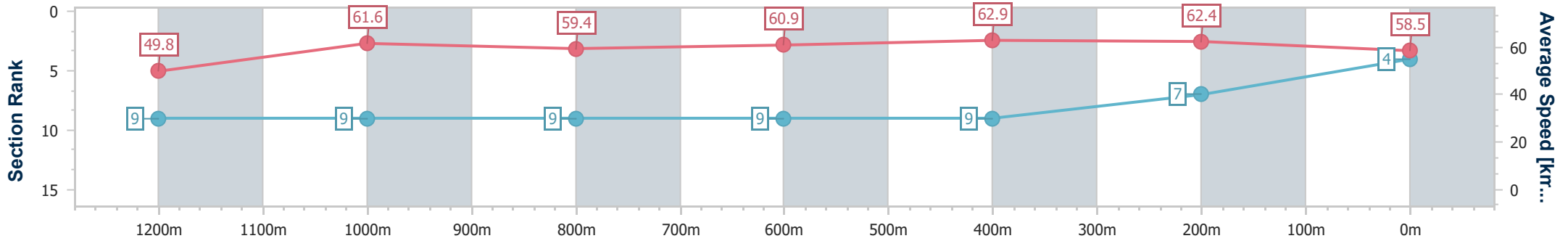
Sunshine Coast QLD Professional
 Race 8: ALEX SURF CLUB RATINGS BAND 0 - 62 Handicap - 1400m



09 July 2023 - 16:05

Track Rating: Soft 5, Weather: Fine, Rail Position: 2m

Section	Overall	1200m	1000m	800m	600m	400m	200m
Section Times	1:26.06 [4] (0:14.50)	1:11.56 [9] (0:11.66)	0:59.90 [9] (0:12.26)	0:47.64 [9] (0:12.03)	0:35.61 [9] (0:11.75)	0:23.86 [9] (0:11.52)	0:12.34 [7] (0:12.34)
Average Speed [km/h]	49.8	61.6	59.4	60.9	62.9	62.4	58.5
Top Speed [km/h]	62.1	62.4	60.3	61.7	63.1	63.5	60.8
Avg. Dist. to Rail [m]	11.7	4.9	3.9	3.1	4.2	8.0	8.4
Avg. Stride Freq. [Hz]	2.2	2.2	2.1	2.2	2.2	2.2	2.2
Avg. Stride Length [m]	6.5	7.4	7.4	7.4	7.6	7.7	7.3



- [] Ranking at each section and finish
- .-.- No data available at this section
- NA No data available



Horse/Jockey Name	Unlikelyoccurrence
Final Rank	5
Fastest Section Time (Section)	0:11.32 (400m)
Top Speed [km/h] (Section)	64.8 (400m)
Race State	Finished



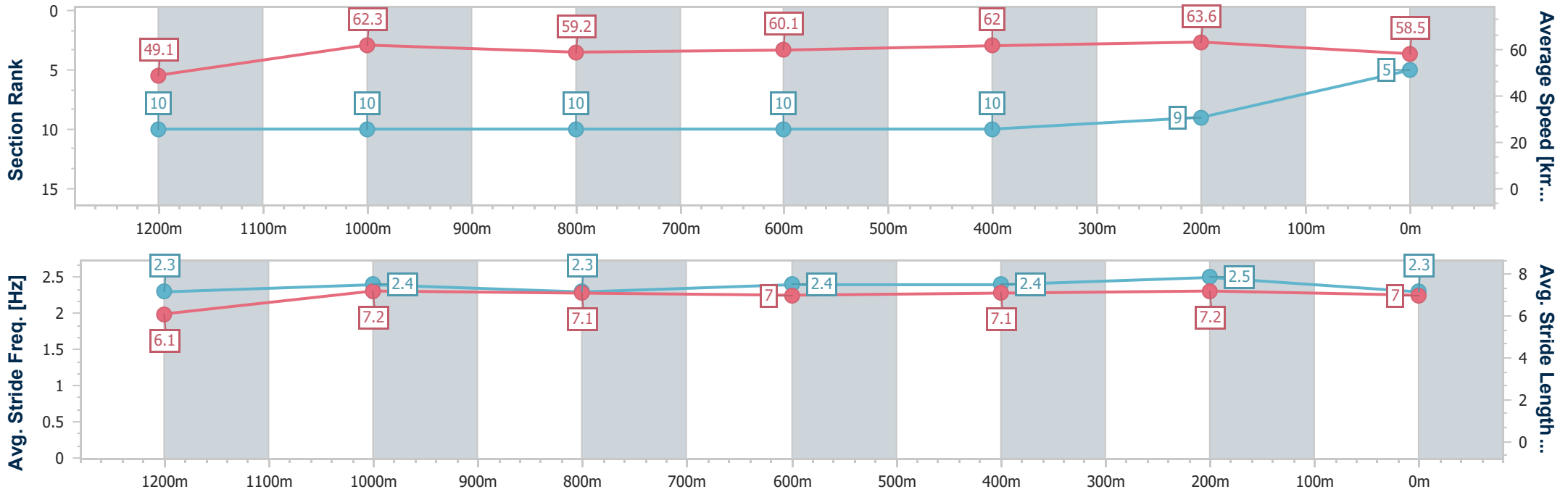
Sunshine Coast QLD Professional
Race 8: ALEX SURF CLUB RATINGS BAND 0 - 62 Handicap - 1400m



09 July 2023 - 16:05

Track Rating: Soft 5, Weather: Fine, Rail Position: 2m

Section	Overall	1200m	1000m	800m	600m	400m	200m
Section Times	1:26.11 [5] (0:14.68)	1:11.43 [10] (0:11.56)	0:59.87 [10] (0:12.23)	0:47.64 [10] (0:12.14)	0:35.50 [10] (0:11.87)	0:23.63 [10] (0:11.32)	0:12.31 [9] (0:12.31)
Average Speed [km/h]	49.1	62.3	59.2	60.1	62.0	63.6	58.5
Top Speed [km/h]	61.4	63.1	61.1	62.4	64.3	64.8	61.9
Avg. Dist. to Rail [m]	10.2	4.3	3.1	2.2	3.3	8.2	8.8
Avg. Stride Freq. [Hz]	2.3	2.4	2.3	2.4	2.4	2.5	2.3
Avg. Stride Length [m]	6.1	7.2	7.1	7.0	7.1	7.2	7.0



- [] Ranking at each section and finish
- .-.- No data available at this section
- NA No data available



Horse/Jockey Name	Kiseki Man
Final Rank	6
Fastest Section Time (Section)	0:11.49 (1200m)
Top Speed [km/h] (Section)	64.8 (Overall)
Race State	Finished



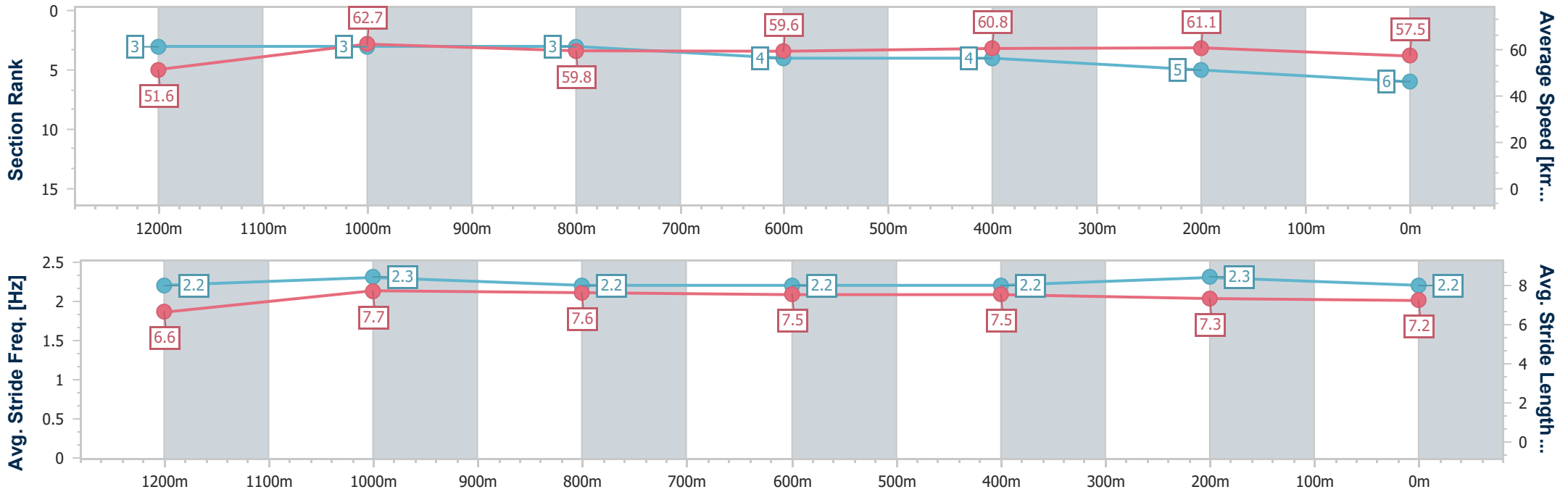
Sunshine Coast QLD Professional
Race 8: ALEX SURF CLUB RATINGS BAND 0 - 62 Handicap - 1400m



09 July 2023 - 16:05

Track Rating: Soft 5, Weather: Fine, Rail Position: 2m

Section	Overall	1200m	1000m	800m	600m	400m	200m
Section Times	1:26.15 [6] (0:13.96)	1:12.19 [3] (0:11.49)	1:00.70 [3] (0:12.15)	0:48.55 [3] (0:12.29)	0:36.26 [4] (0:11.96)	0:24.30 [4] (0:11.78)	0:12.52 [5] (0:12.52)
Average Speed [km/h]	51.6	62.7	59.8	59.6	60.8	61.1	57.5
Top Speed [km/h]	64.8	64.5	60.2	60.7	60.9	62.1	60.1
Avg. Dist. to Rail [m]	9.0	5.0	3.7	2.7	1.8	4.8	5.5
Avg. Stride Freq. [Hz]	2.2	2.3	2.2	2.2	2.2	2.3	2.2
Avg. Stride Length [m]	6.6	7.7	7.6	7.5	7.5	7.3	7.2



- [] Ranking at each section and finish
- .-.- No data available at this section
- NA No data available



Horse/Jockey Name	That's All Good
Final Rank	7
Fastest Section Time (Section)	0:11.55 (1200m)
Top Speed [km/h] (Section)	63.4 (1200m)
Race State	Finished



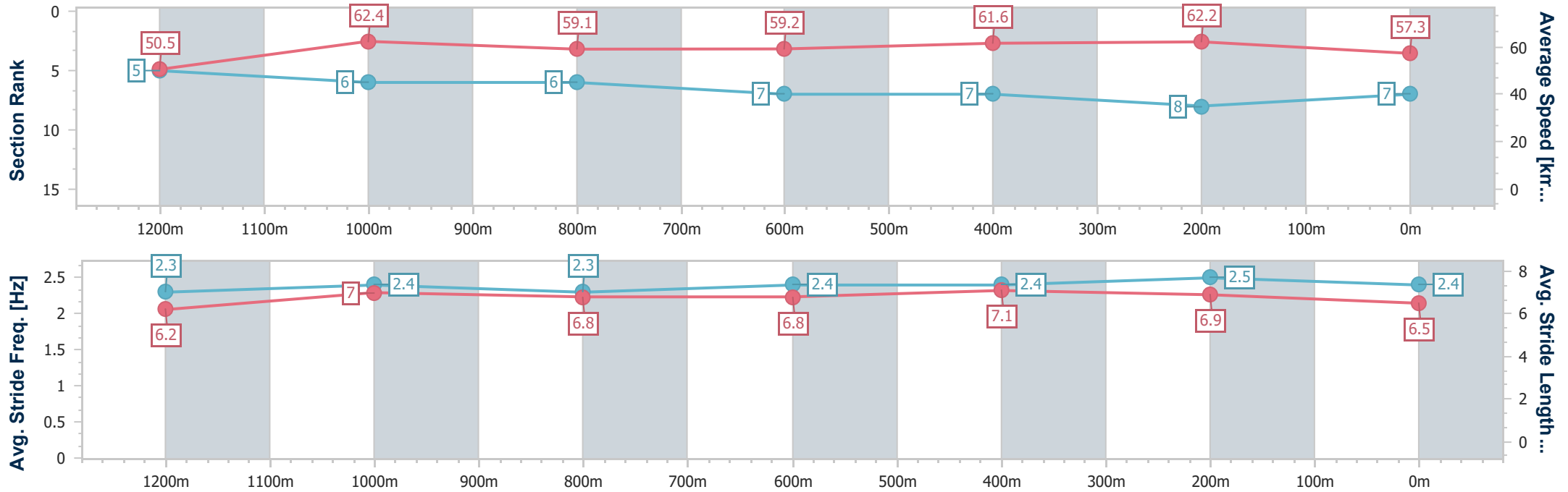
Sunshine Coast QLD Professional
Race 8: ALEX SURF CLUB RATINGS BAND 0 - 62 Handicap - 1400m



09 July 2023 - 16:05

Track Rating: Soft 5, Weather: Fine, Rail Position: 2m

Section	Overall	1200m	1000m	800m	600m	400m	200m
Section Times	1:26.30 [7] (0:14.26)	1:12.04 [5] (0:11.55)	1:00.49 [6] (0:12.26)	0:48.23 [6] (0:12.29)	0:35.94 [7] (0:11.81)	0:24.13 [7] (0:11.57)	0:12.56 [8] (0:12.56)
Average Speed [km/h]	50.5	62.4	59.1	59.2	61.6	62.2	57.3
Top Speed [km/h]	63.1	63.4	60.3	60.4	62.8	63.2	61.1
Avg. Dist. to Rail [m]	4.3	2.9	2.6	1.8	1.7	6.5	7.7
Avg. Stride Freq. [Hz]	2.3	2.4	2.3	2.4	2.4	2.5	2.4
Avg. Stride Length [m]	6.2	7.0	6.8	6.8	7.1	6.9	6.5



- [] Ranking at each section and finish
- .-.- No data available at this section
- NA No data available



Horse/Jockey Name	Satashi
Final Rank	8
Fastest Section Time (Section)	0:11.50 (1200m)
Top Speed [km/h] (Section)	63.5 (1200m)
Race State	Finished



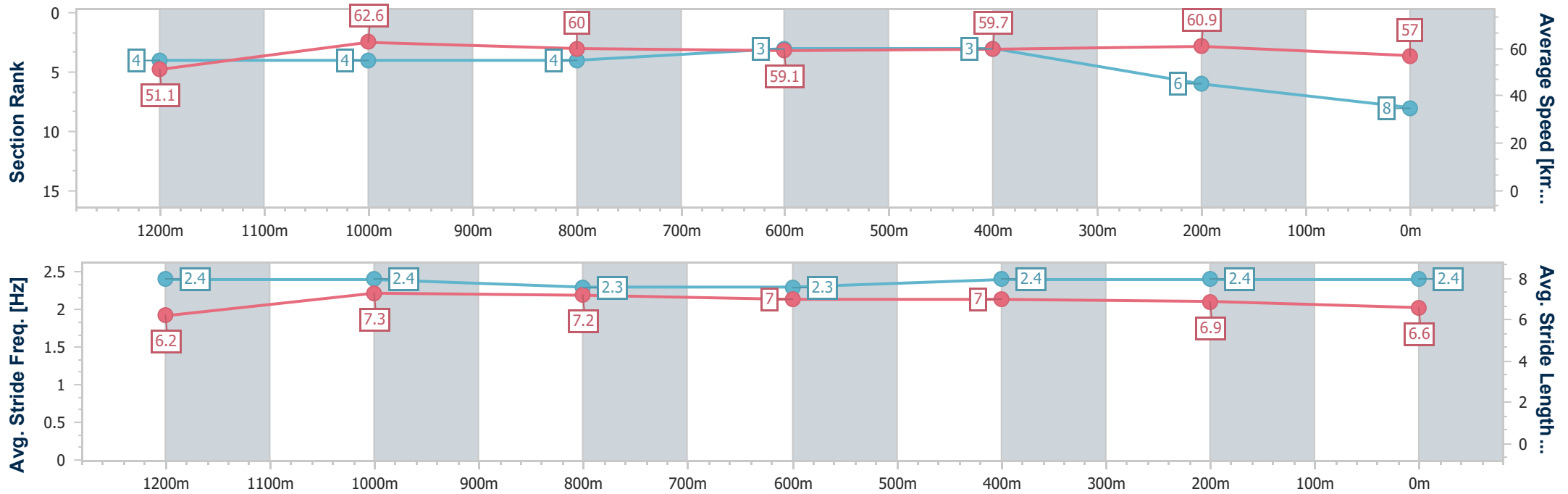
Sunshine Coast QLD Professional
Race 8: ALEX SURF CLUB RATINGS BAND 0 - 62 Handicap - 1400m



09 July 2023 - 16:05

Track Rating: Soft 5, Weather: Fine, Rail Position: 2m

Section	Overall	1200m	1000m	800m	600m	400m	200m
Section Times	1:26.30 [8] (0:14.08)	1:12.22 [4] (0:11.50)	1:00.72 [4] (0:12.04)	0:48.68 [4] (0:12.18)	0:36.50 [3] (0:12.04)	0:24.46 [3] (0:11.83)	0:12.63 [6] (0:12.63)
Average Speed [km/h]	51.1	62.6	60.0	59.1	59.7	60.9	57.0
Top Speed [km/h]	62.7	63.5	61.0	60.2	61.0	61.4	59.5
Avg. Dist. to Rail [m]	4.6	2.1	1.5	0.3	0.3	1.2	2.0
Avg. Stride Freq. [Hz]	2.4	2.4	2.3	2.3	2.4	2.4	2.4
Avg. Stride Length [m]	6.2	7.3	7.2	7.0	7.0	6.9	6.6



- [] Ranking at each section and finish
- .-.- No data available at this section
- NA No data available



Horse/Jockey Name	Dubai Dee
Final Rank	9
Fastest Section Time (Section)	0:11.32 (1200m)
Top Speed [km/h] (Section)	65.2 (1200m)
Race State	Finished



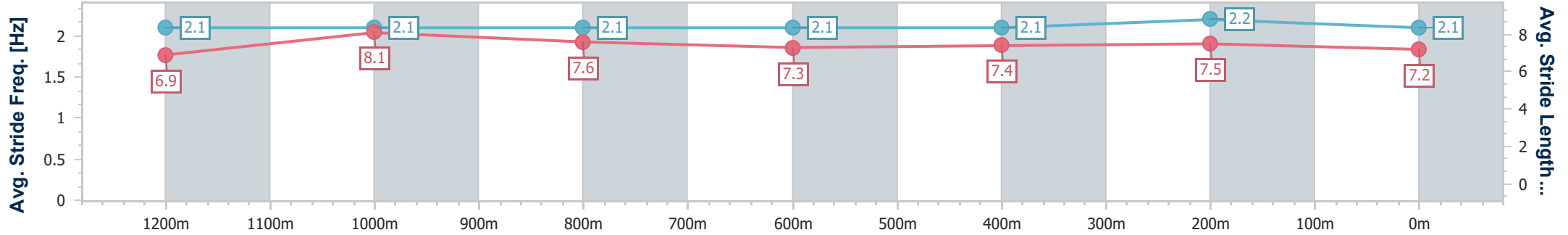
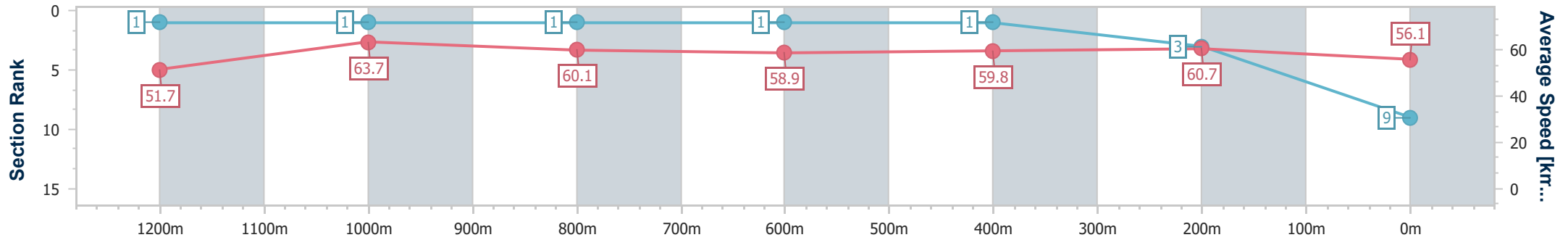
Sunshine Coast QLD Professional
Race 8: ALEX SURF CLUB RATINGS BAND 0 - 62 Handicap - 1400m



09 July 2023 - 16:05

Track Rating: Soft 5, Weather: Fine, Rail Position: 2m

Section	Overall	1200m	1000m	800m	600m	400m	200m							
Section Times	1:26.36 [9] (0:13.90)	1:12.46 [1] (0:11.32)	1:01.14 [1] (0:12.03)	0:49.11 [1] (0:12.33)	0:36.78 [1] (0:12.07)	0:24.71 [1] (0:11.89)	0:12.82 [3]							
Average Speed [km/h]	51.7	63.7	60.1	58.9	59.8	60.7	56.1							
Top Speed [km/h]	65.1	65.2	61.3	59.2	60.6	61.1	59.6							
Avg. Dist. to Rail [m]	6.7	3.3	2.3	1.4	0.8	3.6	4.0							
Avg. Stride Freq. [Hz]	2.1	2.1	2.1	2.1	2.1	2.2	2.1							
Avg. Stride Length [m]	6.9	8.1	7.6	7.3	7.4	7.5	7.2							



- [] Ranking at each section and finish
- .-.- No data available at this section
- NA No data available



Horse/Jockey Name	Afsoon
Final Rank	10
Fastest Section Time (Section)	0:11.57 (1200m)
Top Speed [km/h] (Section)	63.7 (1200m)
Race State	Finished



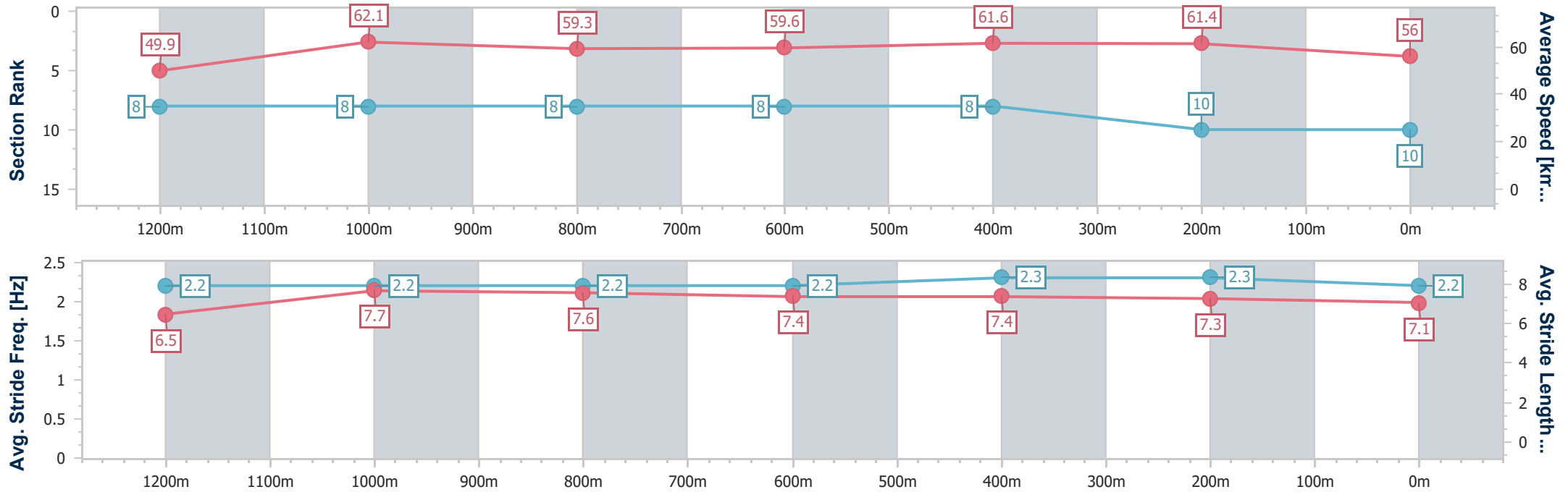
Sunshine Coast QLD Professional
Race 8: ALEX SURF CLUB RATINGS BAND 0 - 62 Handicap - 1400m



09 July 2023 - 16:05

Track Rating: Soft 5, Weather: Fine, Rail Position: 2m

Section	Overall	1200m	1000m	800m	600m	400m	200m
Section Times	1:26.79 [10] (0:14.47)	1:12.32 [8] (0:11.57)	1:00.75 [8] (0:12.22)	0:48.53 [8] (0:12.13)	0:36.40 [8] (0:11.81)	0:24.59 [8] (0:11.73)	0:12.86 [10] (0:12.86)
Average Speed [km/h]	49.9	62.1	59.3	59.6	61.6	61.4	56.0
Top Speed [km/h]	62.6	63.7	60.0	60.1	62.8	62.7	58.3
Avg. Dist. to Rail [m]	8.9	3.9	2.8	0.7	1.9	5.8	8.4
Avg. Stride Freq. [Hz]	2.2	2.2	2.2	2.2	2.3	2.3	2.2
Avg. Stride Length [m]	6.5	7.7	7.6	7.4	7.4	7.3	7.1



- [] Ranking at each section and finish
- .-.- No data available at this section
- NA No data available



Horse/Jockey Name	Soobpurb Dancer
Final Rank	11
Fastest Section Time (Section)	0:11.65 (1200m)
Top Speed [km/h] (Section)	62.4 (1200m)
Race State	Finished



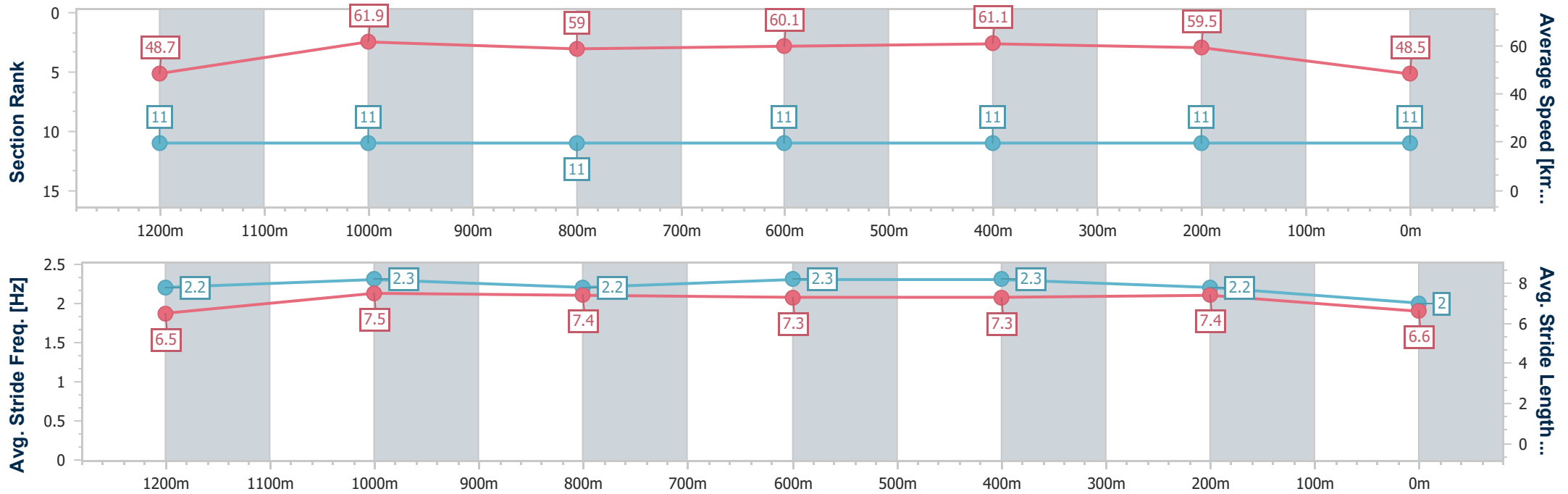
Sunshine Coast QLD Professional
Race 8: ALEX SURF CLUB RATINGS BAND 0 - 62 Handicap - 1400m



09 July 2023 - 16:05

Track Rating: Soft 5, Weather: Fine, Rail Position: 2m

Section	Overall	1200m	1000m	800m	600m	400m	200m
Section Times	1:29.44 [11] (0:14.81)	1:14.63 [11] (0:11.65)	1:02.98 [11] (0:12.26)	0:50.72 [11] (0:12.01)	0:38.71 [11] (0:11.78)	0:26.93 [11] (0:12.10)	0:14.83 [11] (0:14.83)
Average Speed [km/h]	48.7	61.9	59.0	60.1	61.1	59.5	48.5
Top Speed [km/h]	61.8	62.4	59.9	61.0	61.8	61.6	54.0
Avg. Dist. to Rail [m]	6.7	2.6	2.0	0.6	0.3	0.9	0.2
Avg. Stride Freq. [Hz]	2.2	2.3	2.2	2.3	2.3	2.2	2.0
Avg. Stride Length [m]	6.5	7.5	7.4	7.3	7.3	7.4	6.6



- [] Ranking at each section and finish
- .-.- No data available at this section
- NA No data available