



Doomben QLD Professional

Race 2: CASCADE Maiden Plate - 1630m

12 July 2023 - 13:13



BRISBANE
RACING CLUB

Track Rating: Good 4, Weather: Overcast, Rail Position: +5m Entire Course

Section		Overall	1400m	1200m	1000m	800m	600m	400m	Last 600m				
Field Times		1:38.30 (0:15.87)	1:22.43 (0:11.28)	1:11.15 (0:11.21)	0:59.94 (0:11.75)	0:48.19 (0:12.31)	0:35.88 (0:12.10)	0:23.78 (0:11.76)	0:35.88				
Rank	TAB Horse/Jockey	Barrier	Top Speed [km/h]	Fastest Section									Distance Travelled [m]
1	7 KOKONOTSU Angela Jones	2	65.6 400m	0:11.23 1200m	1:38.30 [1] (0:16.16)	1:22.14 [4] (0:11.28)	1:10.86 [4] (0:11.23)	0:59.63 [4] (0:11.84)	0:47.79 [4] (0:12.44)	0:35.35 [5] (0:12.20)	0:23.15 [5] (0:11.33)	0:35.35	
2	10 KIND WISH Larry Cassidy	5	65.4 1200m	0:11.19 1200m	1:38.35 [2] (0:16.46)	1:21.89 [8] (0:11.26)	1:10.63 [5] (0:11.19)	0:59.44 [5] (0:11.74)	0:47.70 [5] (0:12.39)	0:35.31 [6] (0:11.98)	0:23.33 [4] (0:11.38)	0:35.31	+1
3	1 HAPPISBURGH Justin Huxtable	7	65.3 1200m	0:11.20 1200m	1:38.38 [3] (0:16.48)	1:21.90 [10] (0:11.47)	1:10.43 [8] (0:11.20)	0:59.23 [8] (0:11.78)	0:47.45 [9] (0:12.40)	0:35.05 [10] (0:11.94)	0:23.11 [7] (0:11.40)	0:35.05	-3
4	6 FINE AND RARE Sean Cormack	1	64.3 1200m	0:11.31 1200m	1:38.93 [4] (0:15.87)	1:23.06 [1] (0:11.38)	1:11.68 [2] (0:11.31)	1:00.37 [3] (0:11.82)	0:48.55 [3] (0:12.39)	0:36.16 [3] (0:12.20)	0:23.96 [3] (0:11.57)	0:36.16	-4
5	8 NAPA VALLEY Luke Tarrant	8	64.7 1200m	0:11.21 1200m	1:38.93 [5] (0:16.47)	1:22.46 [9] (0:11.51)	1:10.95 [9] (0:11.21)	0:59.74 [9] (0:11.70)	0:48.04 [8] (0:12.36)	0:35.68 [9] (0:12.18)	0:23.50 [9] (0:11.52)	0:35.68	-4
6	4 DEAL AN ACE Matthew McGillivray	3	65.0 1200m	0:11.21 1200m	1:38.94 [6] (0:16.28)	1:22.66 [5] (0:11.49)	1:11.17 [6] (0:11.21)	0:59.96 [6] (0:11.70)	0:48.26 [6] (0:12.23)	0:36.03 [4] (0:12.26)	0:23.77 [6] (0:11.63)	0:36.03	-6
7	13 ECHO HUNTER Damien Thornton	14	65.1 1200m	0:11.29 1200m	1:39.06 [7] (0:16.73)	1:22.33 [11] (0:11.65)	1:10.68 [12] (0:11.29)	0:59.39 [12] (0:11.37)	0:48.02 [10] (0:12.18)	0:35.84 [8] (0:12.25)	0:23.59 [10] (0:11.48)	0:35.84	+4
8	14 SIGNITA Cejay Graham	11	66.1 1200m	0:11.18 1200m	1:39.16 [8] (0:16.83)	1:22.33 [12] (0:11.52)	1:10.81 [11] (0:11.18)	0:59.63 [11] (0:11.66)	0:47.97 [12] (0:12.44)	0:35.53 [13] (0:12.03)	0:23.50 [13] (0:11.48)	0:35.53	-3
9	2 NASSAU COUNTY Bailey Wheeler	10	65.4 1200m	0:11.15 1200m	1:39.27 [9] (0:15.99)	1:23.28 [2] (0:11.29)	1:11.99 [3] (0:11.15)	1:00.84 [2] (0:11.83)	0:49.01 [2] (0:12.35)	0:36.66 [2] (0:12.26)	0:24.40 [2] (0:11.95)	0:36.66	+3
10	5 DEFERENTIAL Boris Thornton	17	66.9 1400m	0:11.07 1400m	1:39.29 [10] (0:16.08)	1:23.21 [3] (0:11.07)	1:12.14 [1] (0:11.21)	1:00.93 [1] (0:11.75)	0:49.18 [1] (0:12.31)	0:36.87 [1] (0:12.10)	0:24.77 [1] (0:11.76)	0:36.87	-1

Scratched: Pressfal (#3), Picador (#9), Huka (#17)



Doomben QLD Professional
Race 2: CASCADE Maiden Plate - 1630m
12 July 2023 - 13:13



Track Rating: Good 4, Weather: Overcast, Rail Position: +5m Entire Course

Section		Overall	1400m	1200m	1000m	800m	600m	400m	Last 600m
Field Times		1:38.30 (0:15.87)	1:22.43 (0:11.28)	1:11.15 (0:11.21)	0:59.94 (0:11.75)	0:48.19 (0:12.31)	0:35.88 (0:12.10)	0:23.78 (0:11.76)	0:35.88

Rank	TAB	Horse/Jockey	Barrier	Top Speed [km/h]	Fastest Section	Overall	1400m	1200m	1000m	800m	600m	400m	Last 600m	Distance Travelled [m]
11	12	PUCCHINI DREAM Mark Du Plessis	13	64.5 1200m	0:11.29 1200m	1:39.53 [11] (0:17.05)	1:22.48 [14] (0:11.58)	1:10.90 [14] (0:11.29)	0:59.61 [14] (0:11.43)	0:48.18 [13] (0:12.22)	0:35.96 [12] (0:12.11)	0:23.85 [14] (0:11.57)	0:35.96	+3
12	11	LOVE LOCH Noriyuki Masuda	16	64.3 1200m	0:11.42 1200m	1:39.74 [12] (0:16.30)	1:23.44 [6] (0:11.80)	1:11.64 [10] (0:11.42)	1:00.22 [10] (0:11.55)	0:48.67 [11] (0:12.44)	0:36.23 [11] (0:12.11)	0:24.12 [11] (0:11.70)	0:36.23	+3
13	15	SHAMUKA Justin Stanley	6	64.9 1200m	0:11.23 1200m	1:40.48 [13] (0:16.38)	1:24.10 [7] (0:11.49)	1:12.61 [7] (0:11.23)	1:01.38 [7] (0:11.69)	0:49.69 [7] (0:12.25)	0:37.44 [7] (0:12.31)	0:25.13 [8] (0:12.16)	0:37.44	+4
14	16	IMPERIAL LUCA Micheal Hellyer	12	64.7 1200m	0:11.34 1200m	1:40.56 [14] (0:16.92)	1:23.64 [13] (0:11.53)	1:12.11 [13] (0:11.34)	1:00.77 [13] (0:11.61)	0:49.16 [14] (0:12.38)	0:36.78 [14] (0:11.85)	0:24.93 [12] (0:11.86)	0:36.78	+0

Scratched: Pressfal (#3), Picador (#9), Huka (#17)



Doomben QLD Professional
Race 2: CASCADE Maiden Plate - 1630m
12 July 2023 - 13:13



Track Rating: Good 4, Weather: Overcast, Rail Position: +5m Entire Course

Section							200m			Last 600m
Field Times							0:12.02			0:35.88
							(0:12.02)			
Rank	TAB	Horse/Jockey	Barrier	Top Speed [km/h]	Fastest Section	Margin			Distance Travelled [m]	
1	7	KOKONOTSU Angela Jones	2	65.6 400m	0:11.23 1200m	0:11.82 [3] (0:11.82)	1:38.30		0:35.35	
2	10	KIND WISH Larry Cassidy	5	65.4 1200m	0:11.19 1200m	0:11.95 [2] (0:11.95)	0.26L		0:35.31 +1	
3	1	HAPPISBURGH Justin Huxtable	7	65.3 1200m	0:11.20 1200m	0:11.71 [5] (0:11.71)	0.44L		0:35.05 -3	
4	6	FINE AND RARE Sean Cormack	1	64.3 1200m	0:11.31 1200m	0:12.39 [4] (0:12.39)	3.67L		0:36.16 -4	
5	8	NAPA VALLEY Luke Tarrant	8	64.7 1200m	0:11.21 1200m	0:11.98 [8] (0:11.98)	3.67L		0:35.68 -4	
6	4	DEAL AN ACE Matthew McGillivray	3	65.0 1200m	0:11.21 1200m	0:12.14 [6] (0:12.14)	3.77L		0:36.03 -6	
7	13	ECHO HUNTER Damien Thornton	14	65.1 1200m	0:11.29 1200m	0:12.11 [9] (0:12.11)	4.48L		0:35.84 +4	
8	14	SIGNITA Cejay Graham	11	66.1 1200m	0:11.18 1200m	0:12.02 [10] (0:12.02)	5.04L		0:35.53 -3	
9	2	NASSAU COUNTY Bailey Wheeler	10	65.4 1200m	0:11.15 1200m	0:12.45 [7] (0:12.45)	5.7L		0:36.66 +3	
10	5	DEFERENTIAL Boris Thornton	17	66.9 1400m	0:11.07 1400m	0:13.01 [1] (0:13.01)	5.79L		0:36.87 -1	

Scratched: Pressfal (#3), Picador (#9), Huka (#17)

[] Ranking at each section and finish
 -:-:- No data available at this section
 NA No data available

SCN Saddle cloth number
 DNF Did not finish
 DNT Did not track



Doomben QLD Professional
Race 2: CASCADE Maiden Plate - 1630m
12 July 2023 - 13:13



Track Rating: Good 4, Weather: Overcast, Rail Position: +5m Entire Course

Section				200m				Last 600m	
Field Times				0:12.02 (0:12.02)				0:35.88	
Rank	TAB	Horse/Jockey	Barrier	Top Speed [km/h]	Fastest Section	Margin			Distance Travelled [m]
11	12	PUCCHINI DREAM Mark Du Plessis	13	64.5 1200m	0:11.29 1200m	0:12.28 [11] (0:12.28)	7.23L		0:35.96 +3
12	11	LOVE LOCH Noriyuki Masuda	16	64.3 1200m	0:11.42 1200m	0:12.42 [12] (0:12.42)	8.43L		0:36.23 +3
13	15	SHAMUKA Justin Stanley	6	64.9 1200m	0:11.23 1200m	0:12.97 [14] (0:12.97)	12.79L		0:37.44 +4
14	16	IMPERIAL LUCA Micheal Hellyer	12	64.7 1200m	0:11.34 1200m	0:13.07 [13] (0:13.07)	13.27L		0:36.78 +0

Scratched: Pressfal (#3), Picador (#9), Huka (#17)

[] Ranking at each section and finish
 -:-:-:- No data available at this section
 NA No data available

SCN Saddle cloth number
 DNF Did not finish
 DNT Did not track



Horse/Jockey Name	Kokonotsu
Final Rank	1
Fastest Section Time (Section)	0:11.23 (1200m)
Top Speed [km/h] (Section)	65.6 (400m)
Race State	Finished

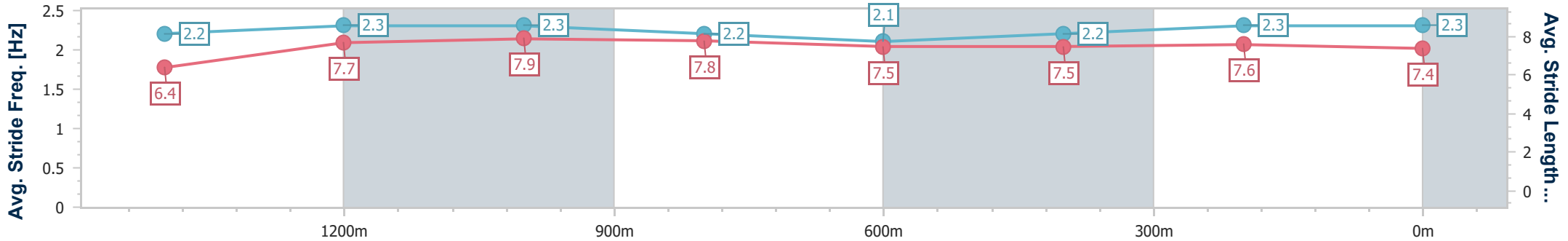
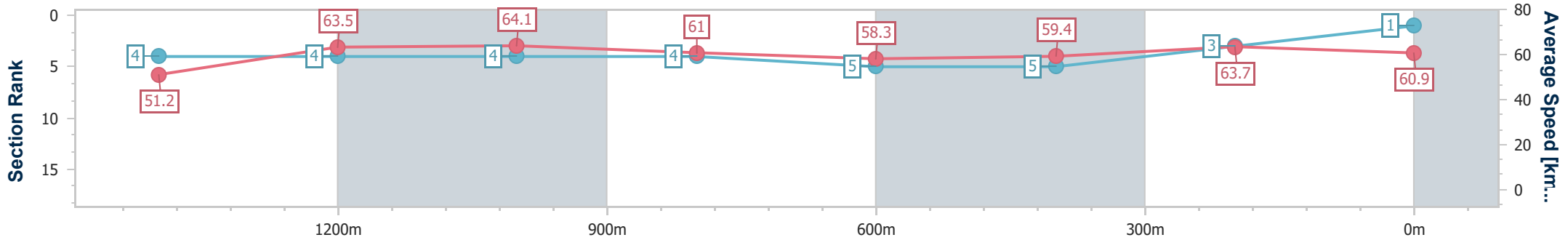


Doomben QLD Professional
Race 2: CASCADE Maiden Plate - 1630m
 12 July 2023 - 13:13
 Track Rating: Good 4, Weather: Overcast, Rail Position: +5m Entire Course



BRISBANE
 RACING CLUB

Section	Overall	1400m	1200m	1000m	800m	600m	400m	200m
Section Times	1:38.30 [1] (0:16.16)	1:22.14 [4] (0:11.28)	1:10.86 [4] (0:11.23)	0:59.63 [4] (0:11.84)	0:47.79 [4] (0:12.44)	0:35.35 [5] (0:12.20)	0:23.15 [5] (0:11.33)	0:11.82 [3] (0:11.82)
Average Speed [km/h]	51.2	63.5	64.1	61.0	58.3	59.4	63.7	60.9
Top Speed [km/h]	63.0	65.0	64.7	63.6	59.2	61.1	65.6	64.0
Avg. Dist. to Rail [m]	0.7	1.0	1.9	1.7	1.2	1.2	2.1	2.1
Avg. Stride Freq. [Hz]	2.2	2.3	2.3	2.2	2.1	2.2	2.3	2.3
Avg. Stride Length [m]	6.4	7.7	7.9	7.8	7.5	7.5	7.6	7.4



- [] Ranking at each section and finish
- .-.- No data available at this section
- NA No data available



Horse/Jockey Name	Kind Wish
Final Rank	2
Fastest Section Time (Section)	0:11.19 (1200m)
Top Speed [km/h] (Section)	65.4 (1200m)
Race State	Finished

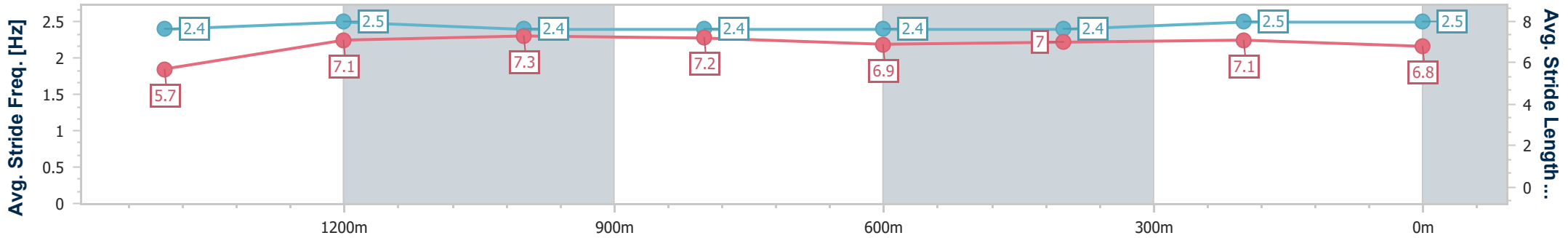
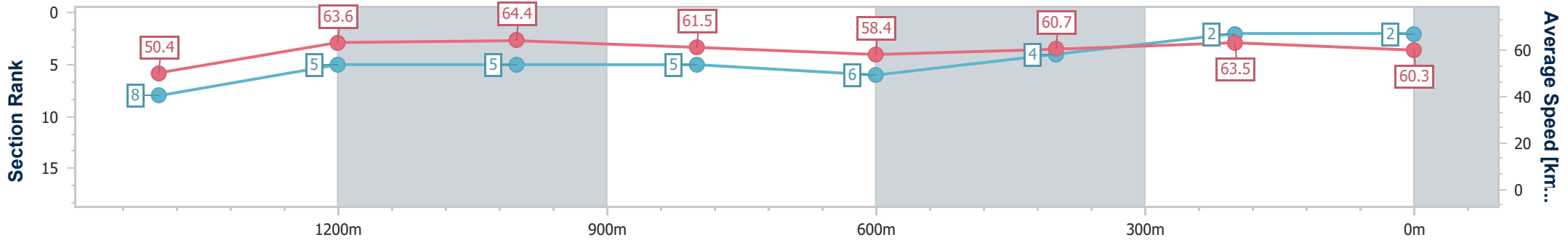


Doomben QLD Professional
Race 2: CASCADE Maiden Plate - 1630m
 12 July 2023 - 13:13
 Track Rating: Good 4, Weather: Overcast, Rail Position: +5m Entire Course



BRISBANE
 RACING CLUB

Section	Overall	1400m	1200m	1000m	800m	600m	400m	200m
Section Times	1:38.35 [2] (0:16.46)	1:21.89 [8] (0:11.26)	1:10.63 [5] (0:11.19)	0:59.44 [5] (0:11.74)	0:47.70 [5] (0:12.39)	0:35.31 [6] (0:11.98)	0:23.33 [4] (0:11.38)	0:11.95 [2] (0:11.95)
Average Speed [km/h]	50.4	63.6	64.4	61.5	58.4	60.7	63.5	60.3
Top Speed [km/h]	62.5	64.5	65.4	63.2	59.8	63.0	64.5	63.0
Avg. Dist. to Rail [m]	2.9	0.8	1.0	1.2	1.3	1.8	2.6	3.3
Avg. Stride Freq. [Hz]	2.4	2.5	2.4	2.4	2.4	2.4	2.5	2.5
Avg. Stride Length [m]	5.7	7.1	7.3	7.2	6.9	7.0	7.1	6.8



- [] Ranking at each section and finish
- .-.- No data available at this section
- NA No data available



Horse/Jockey Name	Happisburgh
Final Rank	3
Fastest Section Time (Section)	0:11.20 (1200m)
Top Speed [km/h] (Section)	65.3 (1200m)
Race State	Finished

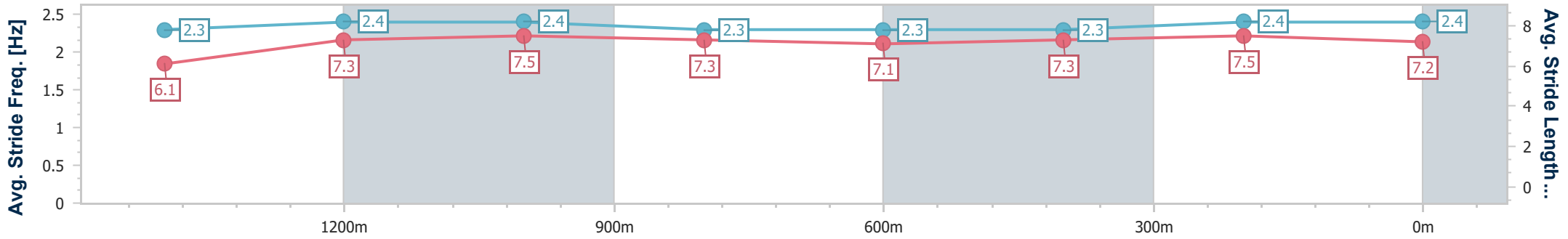
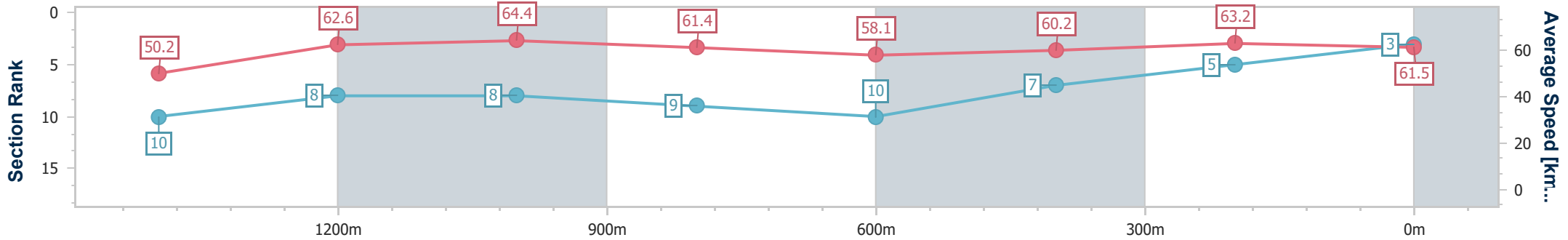


Doomben QLD Professional
Race 2: CASCADE Maiden Plate - 1630m
 12 July 2023 - 13:13
 Track Rating: Good 4, Weather: Overcast, Rail Position: +5m Entire Course



BRISBANE
 RACING CLUB

Section	Overall	1400m	1200m	1000m	800m	600m	400m	200m
Section Times	1:38.38 [3] (0:16.48)	1:21.90 [10] (0:11.47)	1:10.43 [8] (0:11.20)	0:59.23 [8] (0:11.78)	0:47.45 [9] (0:12.40)	0:35.05 [10] (0:11.94)	0:23.11 [7] (0:11.40)	0:11.71 [5] (0:11.71)
Average Speed [km/h]	50.2	62.6	64.4	61.4	58.1	60.2	63.2	61.5
Top Speed [km/h]	61.8	63.5	65.3	63.6	60.0	61.9	65.1	64.7
Avg. Dist. to Rail [m]	2.0	0.3	0.8	1.2	0.4	0.4	1.6	5.8
Avg. Stride Freq. [Hz]	2.3	2.4	2.4	2.3	2.3	2.3	2.4	2.4
Avg. Stride Length [m]	6.1	7.3	7.5	7.3	7.1	7.3	7.5	7.2



- [] Ranking at each section and finish
- .-.- No data available at this section
- NA No data available



Horse/Jockey Name	Fine And Rare
Final Rank	4
Fastest Section Time (Section)	0:11.31 (1200m)
Top Speed [km/h] (Section)	64.3 (1200m)
Race State	Finished

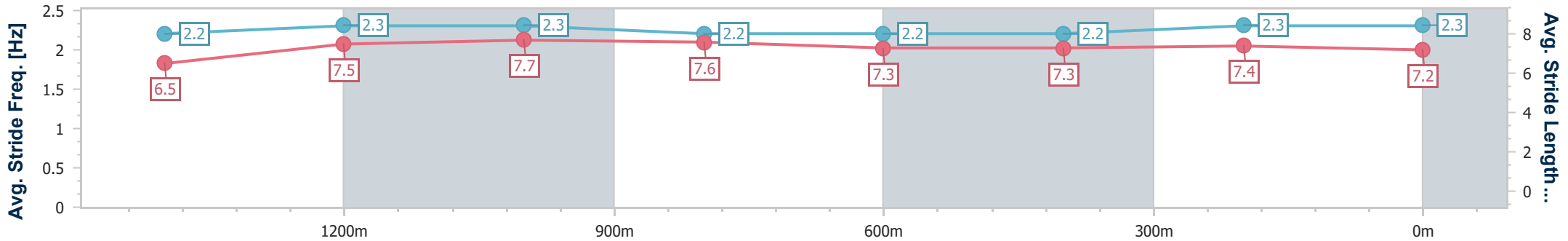
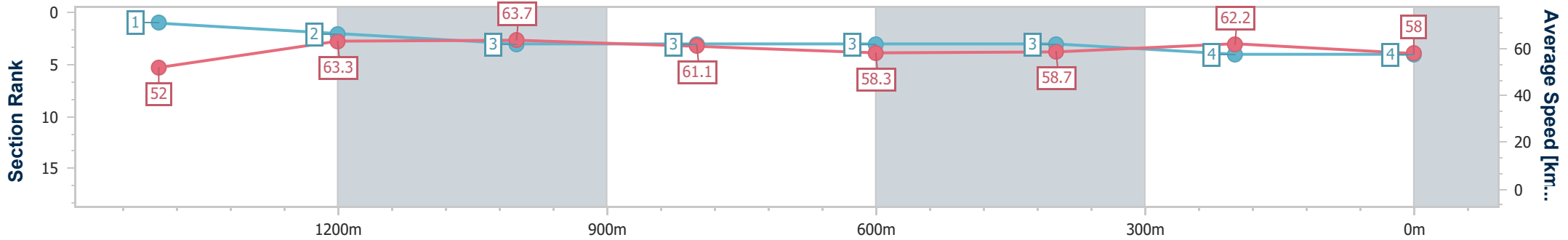


Doomben QLD Professional
Race 2: CASCADE Maiden Plate - 1630m
 12 July 2023 - 13:13
 Track Rating: Good 4, Weather: Overcast, Rail Position: +5m Entire Course



BRISBANE
RACING CLUB

Section	Overall	1400m	1200m	1000m	800m	600m	400m	200m
Section Times	1:38.93 [4] (0:15.87)	1:23.06 [1] (0:11.38)	1:11.68 [2] (0:11.31)	1:00.37 [3] (0:11.82)	0:48.55 [3] (0:12.39)	0:36.16 [3] (0:12.20)	0:23.96 [3] (0:11.57)	0:12.39 [4] (0:12.39)
Average Speed [km/h]	52.0	63.3	63.7	61.1	58.3	58.7	62.2	58.0
Top Speed [km/h]	62.8	64.0	64.3	63.6	59.2	60.2	63.3	61.7
Avg. Dist. to Rail [m]	1.7	1.2	2.0	1.0	0.3	0.8	0.7	1.3
Avg. Stride Freq. [Hz]	2.2	2.3	2.3	2.2	2.2	2.2	2.3	2.3
Avg. Stride Length [m]	6.5	7.5	7.7	7.6	7.3	7.3	7.4	7.2



- [] Ranking at each section and finish
- .-.- No data available at this section
- NA No data available



Horse/Jockey Name	Napa Valley
Final Rank	5
Fastest Section Time (Section)	0:11.21 (1200m)
Top Speed [km/h] (Section)	64.7 (1200m)
Race State	Finished

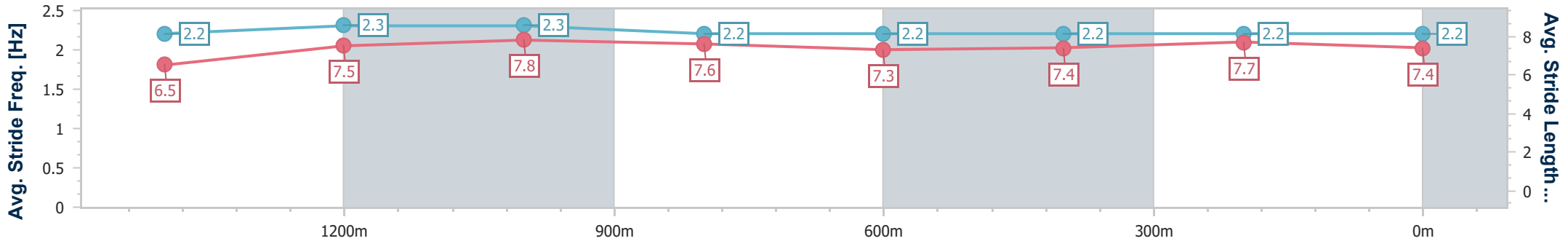
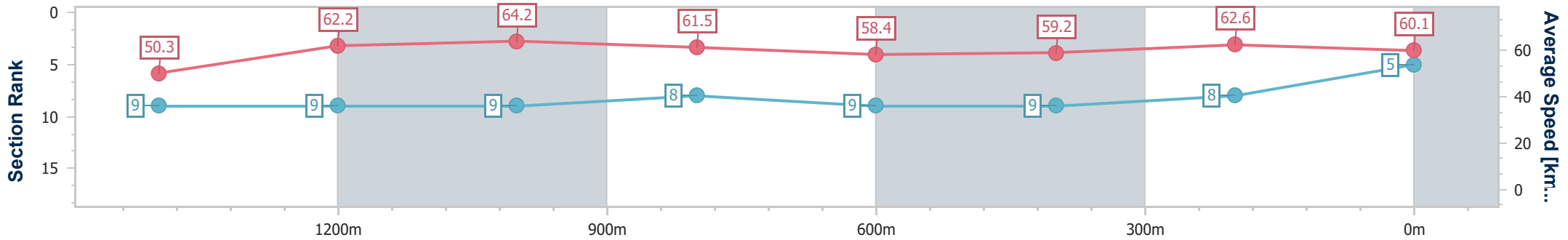


Doomben QLD Professional
Race 2: CASCADE Maiden Plate - 1630m
 12 July 2023 - 13:13
 Track Rating: Good 4, Weather: Overcast, Rail Position: +5m Entire Course



BRISBANE
RACING CLUB

Section	Overall	1400m	1200m	1000m	800m	600m	400m	200m
Section Times	1:38.93 [5] (0:16.47)	1:22.46 [9] (0:11.51)	1:10.95 [9] (0:11.21)	0:59.74 [9] (0:11.70)	0:48.04 [8] (0:12.36)	0:35.68 [9] (0:12.18)	0:23.50 [9] (0:11.52)	0:11.98 [8] (0:11.98)
Average Speed [km/h]	50.3	62.2	64.2	61.5	58.4	59.2	62.6	60.1
Top Speed [km/h]	61.8	63.3	64.7	63.6	59.7	60.7	63.7	62.5
Avg. Dist. to Rail [m]	1.8	0.7	0.3	0.2	0.3	0.3	1.6	4.4
Avg. Stride Freq. [Hz]	2.2	2.3	2.3	2.2	2.2	2.2	2.2	2.2
Avg. Stride Length [m]	6.5	7.5	7.8	7.6	7.3	7.4	7.7	7.4



- [] Ranking at each section and finish
- .-.- No data available at this section
- NA No data available



Horse/Jockey Name	Deal An Ace
Final Rank	6
Fastest Section Time (Section)	0:11.21 (1200m)
Top Speed [km/h] (Section)	65.0 (1200m)
Race State	Finished

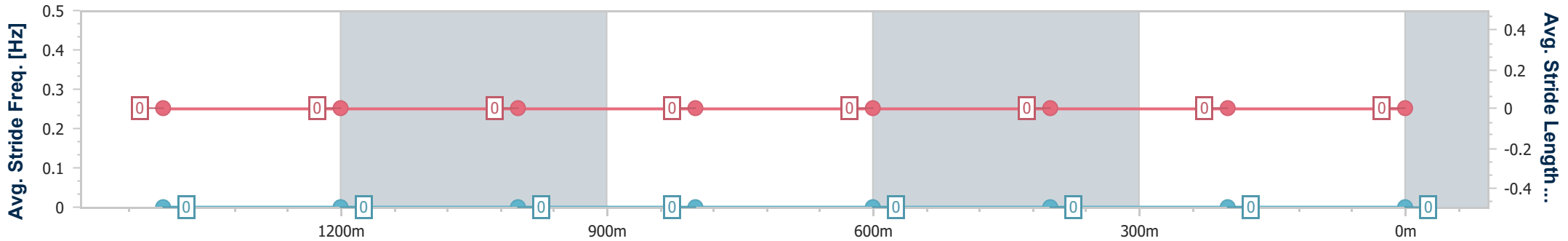
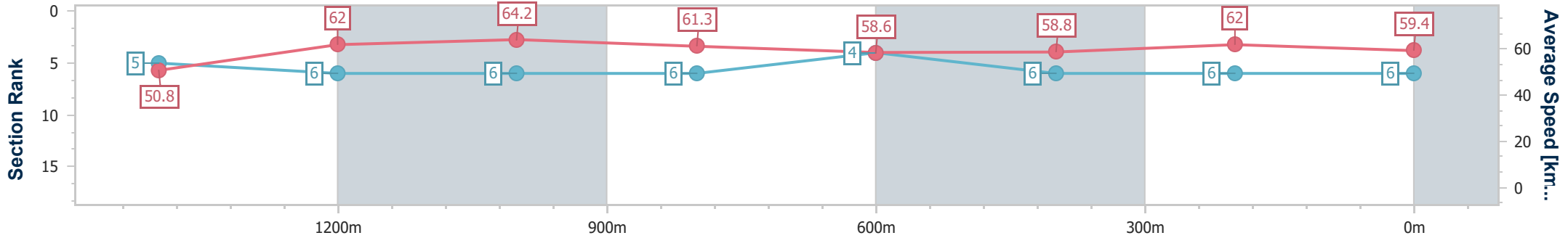


Doomben QLD Professional
Race 2: CASCADE Maiden Plate - 1630m
 12 July 2023 - 13:13
 Track Rating: Good 4, Weather: Overcast, Rail Position: +5m Entire Course



BRISBANE
RACING CLUB

Section	Overall	1400m	1200m	1000m	800m	600m	400m	200m
Section Times	1:38.94 [6] (0:16.28)	1:22.66 [5] (0:11.49)	1:11.17 [6] (0:11.21)	0:59.96 [6] (0:11.70)	0:48.26 [6] (0:12.23)	0:36.03 [4] (0:12.26)	0:23.77 [6] (0:11.63)	0:12.14 [6] (0:12.14)
Average Speed [km/h]	50.8	62.0	64.2	61.3	58.6	58.8	62.0	59.4
Top Speed [km/h]	62.7	63.3	65.0	64.2	59.5	61.7	63.6	63.0
Avg. Dist. to Rail [m]	0.9	1.5	1.1	1.1	0.8	0.4	0.2	3.0
Avg. Stride Freq. [Hz]	--	--	--	--	--	--	--	--
Avg. Stride Length [m]	--	--	--	--	--	--	--	--



- [] Ranking at each section and finish
- No data available at this section
- NA No data available



Horse/Jockey Name	Echo Hunter
Final Rank	7
Fastest Section Time (Section)	0:11.29 (1200m)
Top Speed [km/h] (Section)	65.1 (1200m)
Race State	Finished



Doomben QLD Professional

Race 2: CASCADE Maiden Plate - 1630m

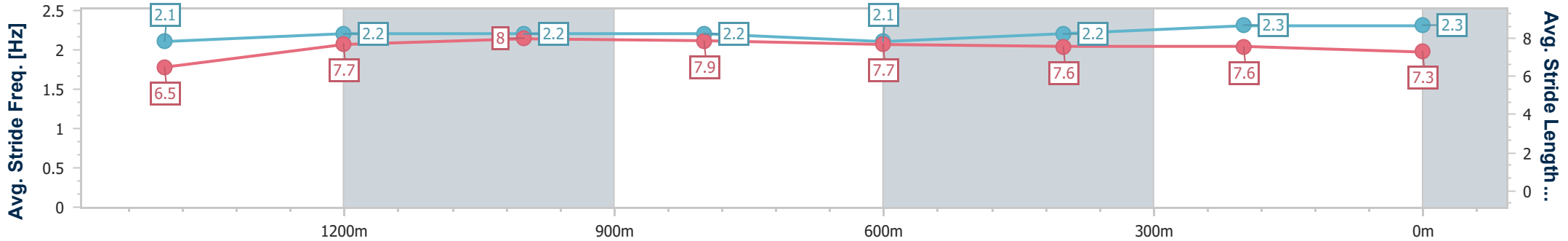
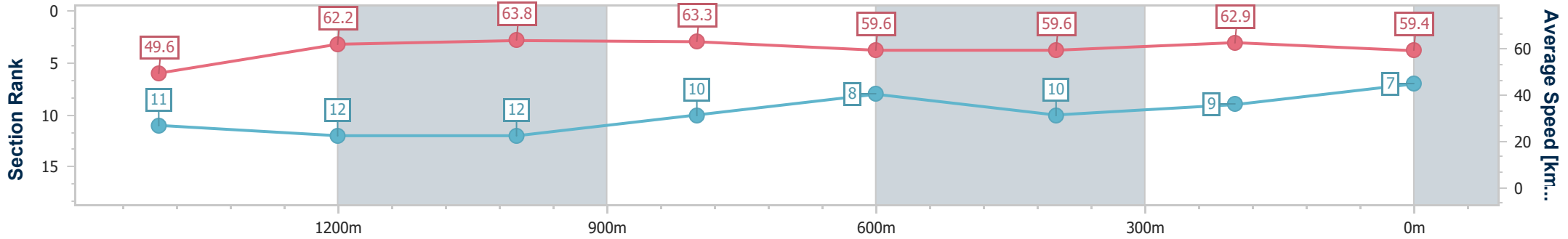
12 July 2023 - 13:13

Track Rating: Good 4, Weather: Overcast, Rail Position: +5m Entire Course



BRISBANE RACING CLUB

Section	Overall	1400m	1200m	1000m	800m	600m	400m	200m
Section Times	1:39.06 [7] (0:16.73)	1:22.33 [11] (0:11.65)	1:10.68 [12] (0:11.29)	0:59.39 [12] (0:11.37)	0:48.02 [10] (0:12.18)	0:35.84 [8] (0:12.25)	0:23.59 [10] (0:11.48)	0:12.11 [9] (0:12.11)
Average Speed [km/h]	49.6	62.2	63.8	63.3	59.6	59.6	62.9	59.4
Top Speed [km/h]	62.1	62.9	65.1	64.4	62.1	61.8	64.0	63.1
Avg. Dist. to Rail [m]	6.3	1.2	1.2	0.5	1.9	2.4	2.4	5.8
Avg. Stride Freq. [Hz]	2.1	2.2	2.2	2.2	2.1	2.2	2.3	2.3
Avg. Stride Length [m]	6.5	7.7	8.0	7.9	7.7	7.6	7.6	7.3



- [] Ranking at each section and finish
- .-.- No data available at this section
- NA No data available



Horse/Jockey Name	Signita
Final Rank	8
Fastest Section Time (Section)	0:11.18 (1200m)
Top Speed [km/h] (Section)	66.1 (1200m)
Race State	Finished

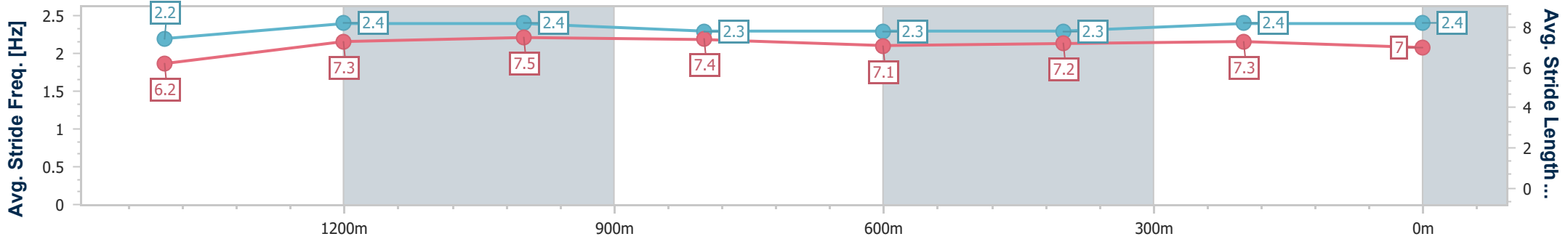
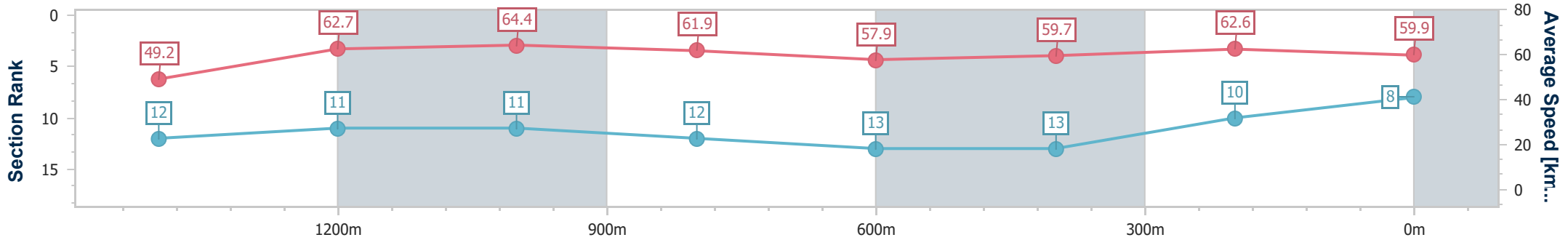


Doomben QLD Professional
Race 2: CASCADE Maiden Plate - 1630m
 12 July 2023 - 13:13
 Track Rating: Good 4, Weather: Overcast, Rail Position: +5m Entire Course



BRISBANE
 RACING CLUB

Section	Overall	1400m	1200m	1000m	800m	600m	400m	200m
Section Times	1:39.16 [8] (0:16.83)	1:22.33 [12] (0:11.52)	1:10.81 [11] (0:11.18)	0:59.63 [11] (0:11.66)	0:47.97 [12] (0:12.44)	0:35.53 [13] (0:12.03)	0:23.50 [13] (0:11.48)	0:12.02 [10] (0:12.02)
Average Speed [km/h]	49.2	62.7	64.4	61.9	57.9	59.7	62.6	59.9
Top Speed [km/h]	60.0	64.0	66.1	63.4	59.9	62.2	63.4	61.8
Avg. Dist. to Rail [m]	4.3	0.5	1.6	0.9	0.3	0.6	0.9	0.4
Avg. Stride Freq. [Hz]	2.2	2.4	2.4	2.3	2.3	2.3	2.4	2.4
Avg. Stride Length [m]	6.2	7.3	7.5	7.4	7.1	7.2	7.3	7.0



- [] Ranking at each section and finish
- .-.- No data available at this section
- NA No data available



Horse/Jockey Name	Nassau County
Final Rank	9
Fastest Section Time (Section)	0:11.15 (1200m)
Top Speed [km/h] (Section)	65.4 (1200m)
Race State	Finished

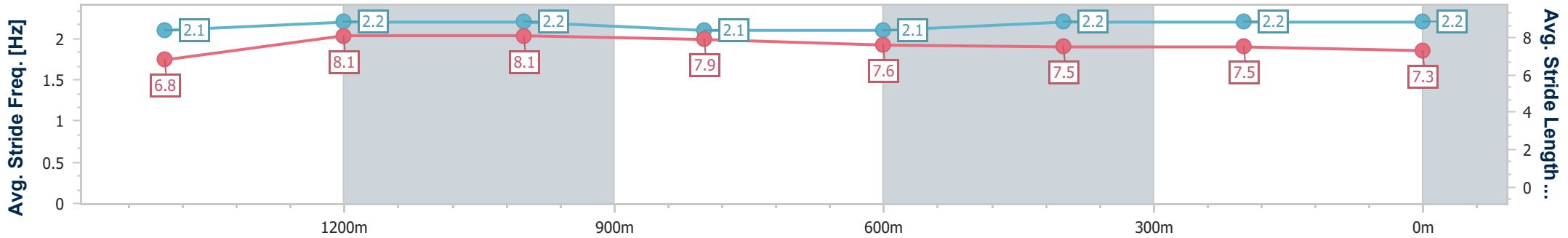
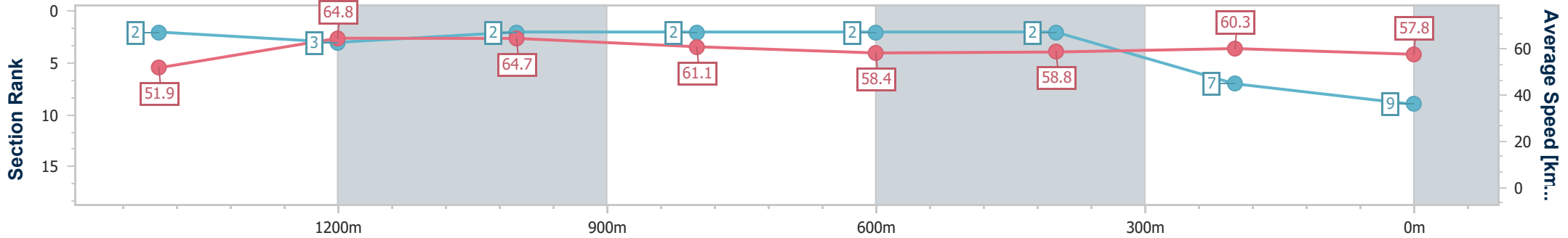


Doomben QLD Professional
Race 2: CASCADE Maiden Plate - 1630m
 12 July 2023 - 13:13
 Track Rating: Good 4, Weather: Overcast, Rail Position: +5m Entire Course



BRISBANE
RACING CLUB

Section	Overall	1400m	1200m	1000m	800m	600m	400m	200m
Section Times	1:39.27 [9] (0:15.99)	1:23.28 [2] (0:11.29)	1:11.99 [3] (0:11.15)	1:00.84 [2] (0:11.83)	0:49.01 [2] (0:12.35)	0:36.66 [2] (0:12.26)	0:24.40 [2] (0:11.95)	0:12.45 [7] (0:12.45)
Average Speed [km/h]	51.9	64.8	64.7	61.1	58.4	58.8	60.3	57.8
Top Speed [km/h]	63.9	65.4	65.4	63.7	59.5	59.1	61.8	60.6
Avg. Dist. to Rail [m]	4.8	2.6	4.1	1.6	0.7	0.6	0.9	3.1
Avg. Stride Freq. [Hz]	2.1	2.2	2.2	2.1	2.1	2.2	2.2	2.2
Avg. Stride Length [m]	6.8	8.1	8.1	7.9	7.6	7.5	7.5	7.3



- [] Ranking at each section and finish
- .-.- No data available at this section
- NA No data available



Horse/Jockey Name	Deferential
Final Rank	10
Fastest Section Time (Section)	0:11.07 (1400m)
Top Speed [km/h] (Section)	66.9 (1400m)
Race State	Finished

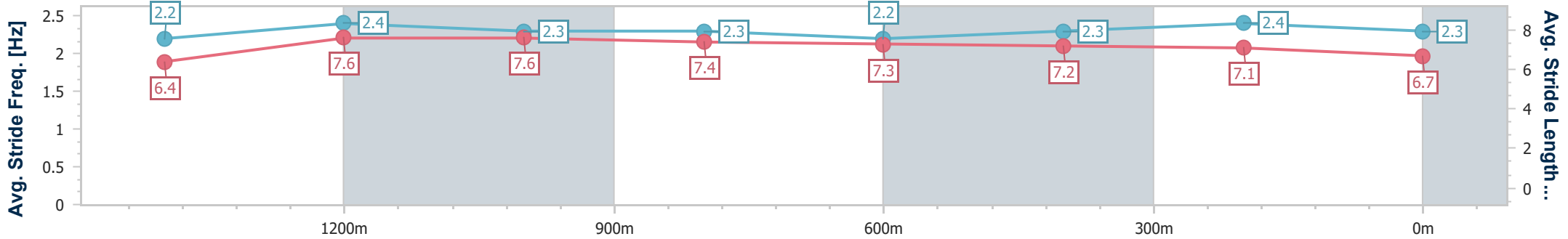
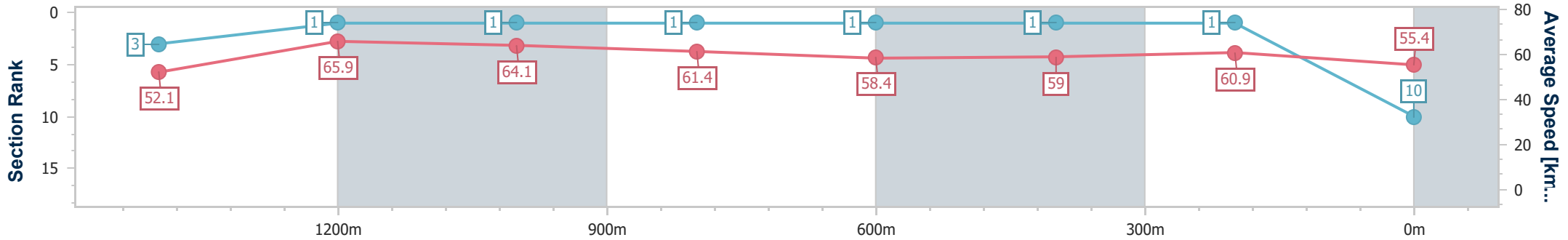


Doomben QLD Professional
Race 2: CASCADE Maiden Plate - 1630m
 12 July 2023 - 13:13
 Track Rating: Good 4, Weather: Overcast, Rail Position: +5m Entire Course



BRISBANE
RACING CLUB

Section	Overall	1400m	1200m	1000m	800m	600m	400m	200m
Section Times	1:39.29 [10] (0:16.08)	1:23.21 [3] (0:11.07)	1:12.14 [1] (0:11.21)	1:00.93 [1] (0:11.75)	0:49.18 [1] (0:12.31)	0:36.87 [1] (0:12.10)	0:24.77 [1] (0:11.76)	0:13.01 [1] (0:13.01)
Average Speed [km/h]	52.1	65.9	64.1	61.4	58.4	59.0	60.9	55.4
Top Speed [km/h]	66.8	66.9	65.2	63.7	59.3	60.6	63.3	59.2
Avg. Dist. to Rail [m]	10.2	2.1	1.1	1.1	0.4	1.6	1.7	0.4
Avg. Stride Freq. [Hz]	2.2	2.4	2.3	2.3	2.2	2.3	2.4	2.3
Avg. Stride Length [m]	6.4	7.6	7.6	7.4	7.3	7.2	7.1	6.7



- [] Ranking at each section and finish
- .-.- No data available at this section
- NA No data available



Horse/Jockey Name	Puccini Dream
Final Rank	11
Fastest Section Time (Section)	0:11.29 (1200m)
Top Speed [km/h] (Section)	64.5 (1200m)
Race State	Finished

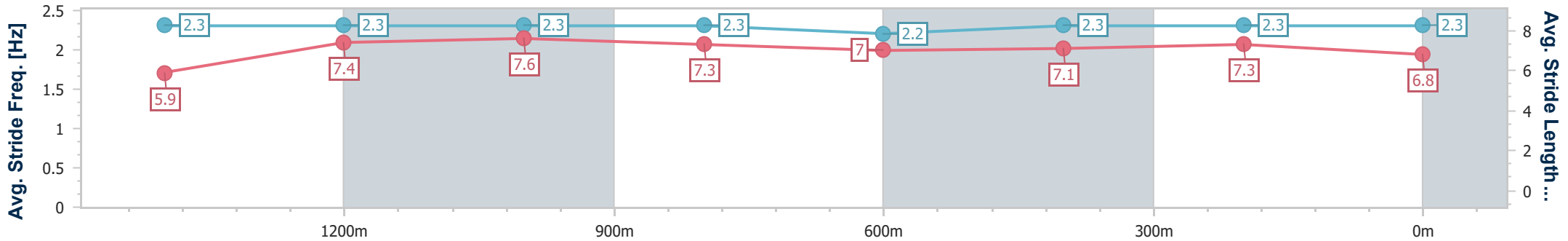
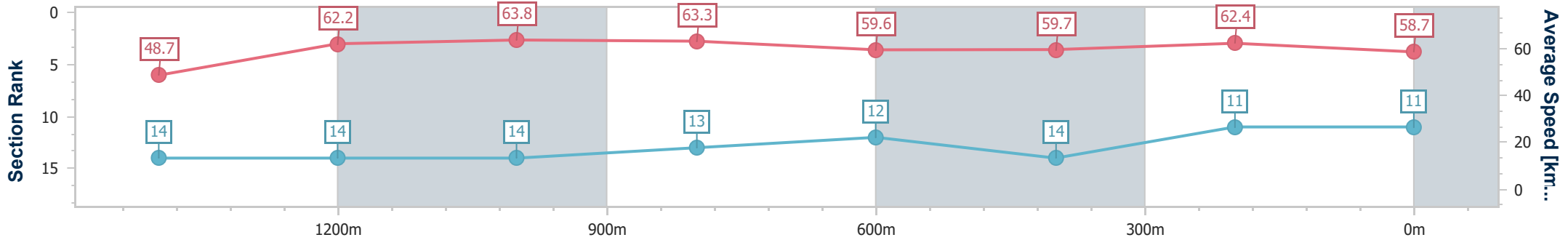


Doomben QLD Professional
Race 2: CASCADE Maiden Plate - 1630m
 12 July 2023 - 13:13
 Track Rating: Good 4, Weather: Overcast, Rail Position: +5m Entire Course



BRISBANE
 RACING CLUB

Section	Overall	1400m	1200m	1000m	800m	600m	400m	200m
Section Times	1:39.53 [11] (0:17.05)	1:22.48 [14] (0:11.58)	1:10.90 [14] (0:11.29)	0:59.61 [14] (0:11.43)	0:48.18 [13] (0:12.22)	0:35.96 [12] (0:12.11)	0:23.85 [14] (0:11.57)	0:12.28 [11] (0:12.28)
Average Speed [km/h]	48.7	62.2	63.8	63.3	59.6	59.7	62.4	58.7
Top Speed [km/h]	60.8	63.4	64.5	63.9	62.3	61.5	63.5	62.5
Avg. Dist. to Rail [m]	5.4	0.3	1.7	1.9	1.8	1.1	1.9	4.3
Avg. Stride Freq. [Hz]	2.3	2.3	2.3	2.3	2.2	2.3	2.3	2.3
Avg. Stride Length [m]	5.9	7.4	7.6	7.3	7.0	7.1	7.3	6.8



- [] Ranking at each section and finish
- .-.- No data available at this section
- NA No data available



Horse/Jockey Name	Love Loch
Final Rank	12
Fastest Section Time (Section)	0:11.42 (1200m)
Top Speed [km/h] (Section)	64.3 (1200m)
Race State	Finished



Doomben QLD Professional

Race 2: CASCADE Maiden Plate - 1630m

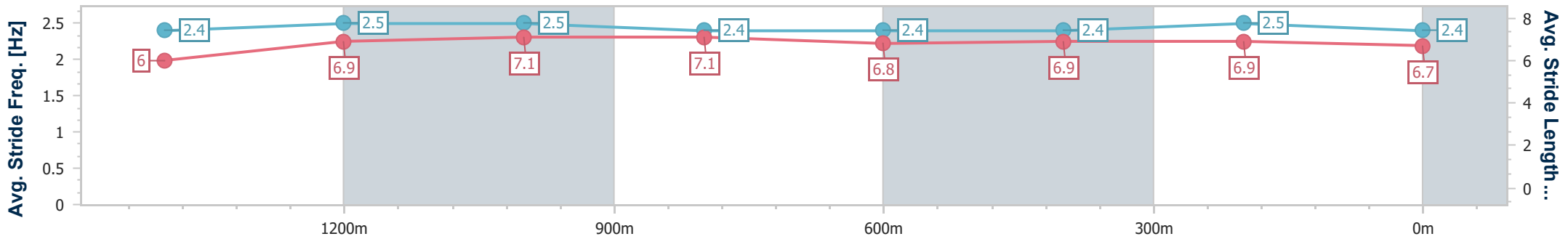
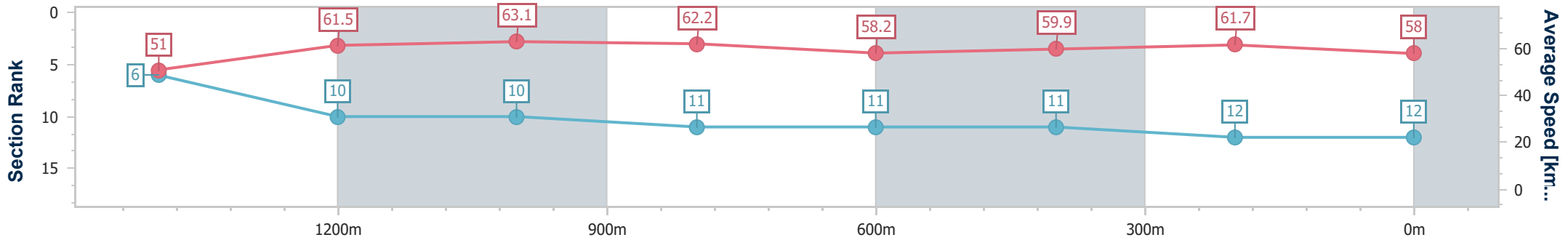
12 July 2023 - 13:13

Track Rating: Good 4, Weather: Overcast, Rail Position: +5m Entire Course



BRISBANE RACING CLUB

Section	Overall	1400m	1200m	1000m	800m	600m	400m	200m
Section Times	1:39.74 [12] (0:16.30)	1:23.44 [6] (0:11.80)	1:11.64 [10] (0:11.42)	1:00.22 [10] (0:11.55)	0:48.67 [11] (0:12.44)	0:36.23 [11] (0:12.11)	0:24.12 [11] (0:11.70)	0:12.42 [12] (0:12.42)
Average Speed [km/h]	51.0	61.5	63.1	62.2	58.2	59.9	61.7	58.0
Top Speed [km/h]	62.7	62.3	64.3	62.9	61.4	62.5	62.7	61.6
Avg. Dist. to Rail [m]	7.2	1.6	2.0	0.6	0.9	1.4	2.0	3.2
Avg. Stride Freq. [Hz]	2.4	2.5	2.5	2.4	2.4	2.4	2.5	2.4
Avg. Stride Length [m]	6.0	6.9	7.1	7.1	6.8	6.9	6.9	6.7



- [] Ranking at each section and finish
- .-.- No data available at this section
- NA No data available



Horse/Jockey Name	Shamuka
Final Rank	13
Fastest Section Time (Section)	0:11.23 (1200m)
Top Speed [km/h] (Section)	64.9 (1200m)
Race State	Finished

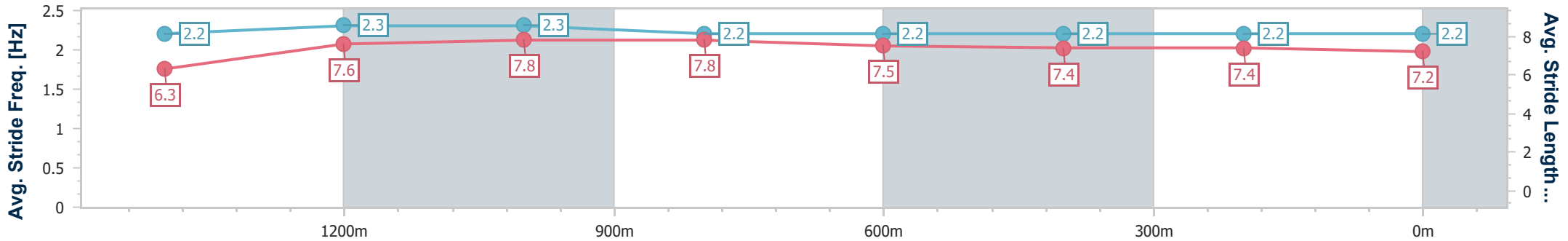
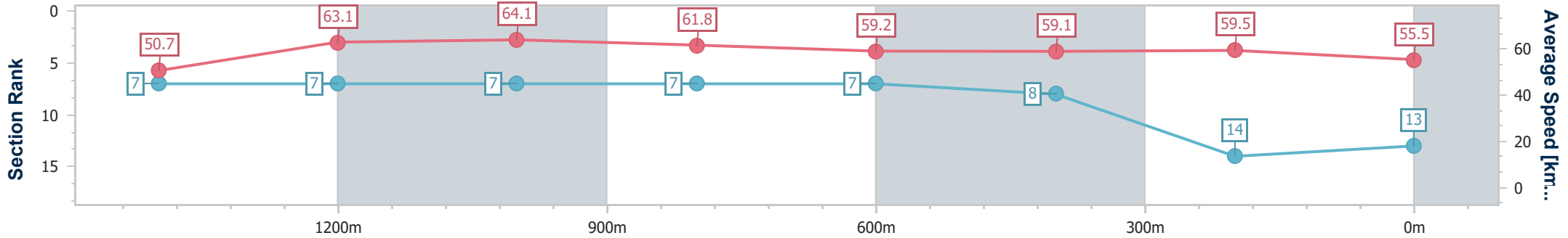


Doomben QLD Professional
Race 2: CASCADE Maiden Plate - 1630m
 12 July 2023 - 13:13
 Track Rating: Good 4, Weather: Overcast, Rail Position: +5m Entire Course



BRISBANE RACING CLUB

Section	Overall	1400m	1200m	1000m	800m	600m	400m	200m
Section Times	1:40.48 [13] (0:16.38)	1:24.10 [7] (0:11.49)	1:12.61 [7] (0:11.23)	1:01.38 [7] (0:11.69)	0:49.69 [7] (0:12.25)	0:37.44 [7] (0:12.31)	0:25.13 [8] (0:12.16)	0:12.97 [14] (0:12.97)
Average Speed [km/h]	50.7	63.1	64.1	61.8	59.2	59.1	59.5	55.5
Top Speed [km/h]	63.1	64.4	64.9	63.2	60.6	60.2	60.3	58.7
Avg. Dist. to Rail [m]	3.1	1.1	2.3	1.2	1.4	2.2	3.6	4.7
Avg. Stride Freq. [Hz]	2.2	2.3	2.3	2.2	2.2	2.2	2.2	2.2
Avg. Stride Length [m]	6.3	7.6	7.8	7.8	7.5	7.4	7.4	7.2



- [] Ranking at each section and finish
- .-.- No data available at this section
- NA No data available



Horse/Jockey Name	Imperial Luca
Final Rank	14
Fastest Section Time (Section)	0:11.34 (1200m)
Top Speed [km/h] (Section)	64.7 (1200m)
Race State	Finished

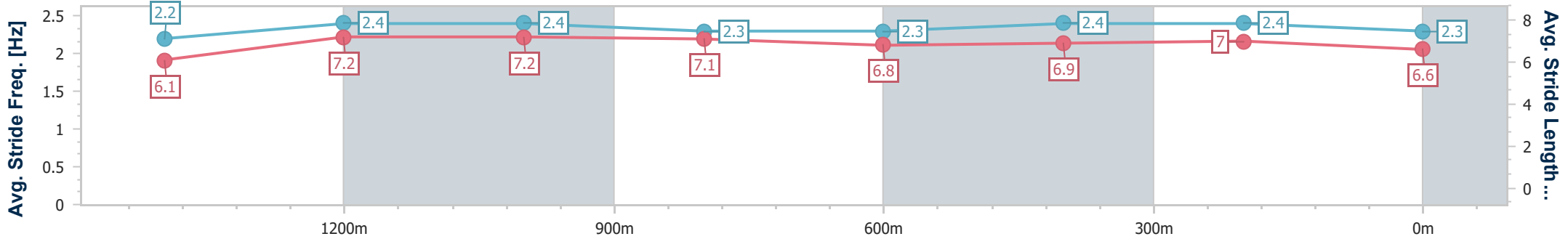
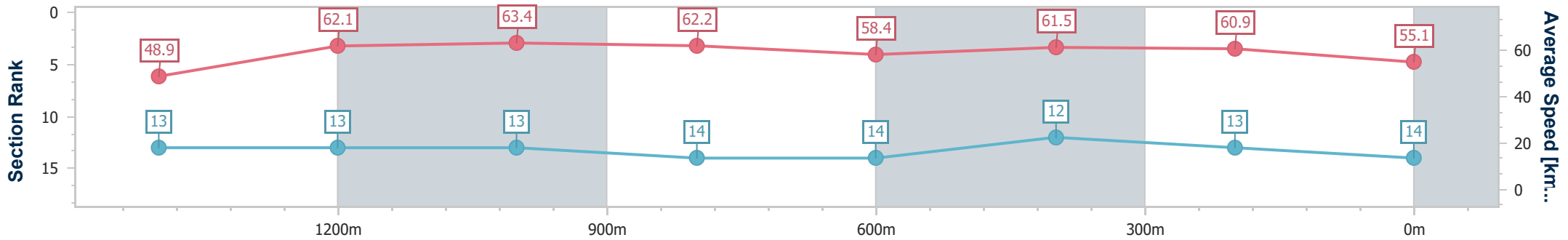


Doomben QLD Professional
Race 2: CASCADE Maiden Plate - 1630m
 12 July 2023 - 13:13
 Track Rating: Good 4, Weather: Overcast, Rail Position: +5m Entire Course



BRISBANE
 RACING CLUB

Section	Overall	1400m	1200m	1000m	800m	600m	400m	200m
Section Times	1:40.56 [14] (0:16.92)	1:23.64 [13] (0:11.53)	1:12.11 [13] (0:11.34)	1:00.77 [13] (0:11.61)	0:49.16 [14] (0:12.38)	0:36.78 [14] (0:11.85)	0:24.93 [12] (0:11.86)	0:13.07 [13] (0:13.07)
Average Speed [km/h]	48.9	62.1	63.4	62.2	58.4	61.5	60.9	55.1
Top Speed [km/h]	61.6	63.0	64.7	63.2	60.9	62.4	61.9	58.8
Avg. Dist. to Rail [m]	4.3	0.8	0.5	0.7	0.8	2.0	3.6	6.1
Avg. Stride Freq. [Hz]	2.2	2.4	2.4	2.3	2.3	2.4	2.4	2.3
Avg. Stride Length [m]	6.1	7.2	7.2	7.1	6.8	6.9	7.0	6.6



- [] Ranking at each section and finish
- .-.- No data available at this section
- NA No data available