



**Aquis Park Gold Coast Poly QLD Professional**  
**Race 6: KELLY & PARTNERS CHARTERED ACCOUNTANTS**  
**BENCHMARK 60 Handicap - 1900m**  
**15 July 2023 - 15:09**



Track Rating: Synthetic, Weather: Overcast, Rail Position: True

Section														
Field Times	Overall	1800m	1600m	1400m	1200m	1000m	800m	Last 600m						
	1:57.59 (0:08.25)	1:49.34 (0:11.66)	1:37.68 (0:12.02)	1:25.66 (0:12.39)	1:13.27 (0:12.53)	1:00.74 (0:11.72)	0:49.02 (0:12.25)	0:36.77						
Rank	TAB	Horse/Jockey	Barrier	Top Speed [km/h]	Fastest Section									Distance Travelled [m]
1	5	<b>DAMIANI</b> Noel Callow	6	63.0 1800m	0:08.25 Overall	1:57.59 [1] (0:08.25)	1:49.34 [1] (0:11.73)	1:37.61 [2] (0:12.27)	1:25.34 [4] (0:12.42)	1:12.92 [4] (0:12.61)	1:00.31 [5] (0:11.93)	0:48.38 [5] (0:12.01)	0:36.37	
2	10	<b>SEERESS</b> Andrew Spinks	2	62.8 800m	0:08.98 Overall	1:57.89 [2] (0:08.98)	1:48.91 [10] (0:12.07)	1:36.84 [10] (0:12.08)	1:24.76 [9] (0:12.29)	1:12.47 [9] (0:12.53)	0:59.94 [9] (0:11.88)	0:48.06 [9] (0:11.96)	0:36.10	+4
3	7	<b>PATTI WAGGIN</b> Dan McGillivray	4	62.6 600m	0:08.74 Overall	1:57.94 [3] (0:08.74)	1:49.20 [8] (0:11.91)	1:37.29 [8] (0:12.36)	1:24.93 [8] (0:12.30)	1:12.63 [8] (0:12.62)	1:00.01 [8] (0:11.76)	0:48.25 [8] (0:11.82)	0:36.43	-4
4	9	<b>KALPANA</b> Bailey Wheeler	7	62.3 1000m	0:08.32 Overall	1:57.97 [4] (0:08.32)	1:49.65 [3] (0:11.92)	1:37.73 [4] (0:12.36)	1:25.37 [7] (0:12.37)	1:13.00 [7] (0:12.60)	1:00.40 [7] (0:11.87)	0:48.53 [7] (0:12.01)	0:36.52	+3
5	2	<b>REFORMIST</b> Casey Waddell	1	64.4 800m	0:08.74 Overall	1:58.17 [5] (0:08.74)	1:49.43 [9] (0:11.92)	1:37.51 [9] (0:12.53)	1:24.98 [10] (0:12.27)	1:12.71 [10] (0:12.70)	1:00.01 [10] (0:11.81)	0:48.20 [10] (0:11.64)	0:36.56	+0
6	6	<b>LA BREA</b> Michael Cahill	9	62.5 1800m	0:08.35 Overall	1:58.20 [6] (0:08.35)	1:49.85 [4] (0:11.93)	1:37.92 [6] (0:11.90)	1:26.02 [3] (0:12.32)	1:13.70 [2] (0:12.47)	1:01.23 [3] (0:11.87)	0:49.36 [3] (0:12.14)	0:37.22	+4
7	8	<b>HELL OF A PRINCE</b> Micheal Hellyer	8	62.4 1600m	0:08.28 Overall	1:58.39 [7] (0:08.28)	1:50.11 [2] (0:11.88)	1:38.23 [3] (0:11.77)	1:26.46 [1] (0:12.39)	1:14.07 [1] (0:12.53)	1:01.54 [1] (0:11.87)	0:49.67 [2] (0:12.14)	0:37.53	-4
8	1	<b>ZOOMURUDI</b> Jai Williams	5	62.7 1800m	0:08.53 Overall	1:58.40 [8] (0:08.53)	1:49.87 [6] (0:11.75)	1:38.12 [5] (0:12.30)	1:25.82 [6] (0:12.33)	1:13.49 [6] (0:12.65)	1:00.84 [6] (0:11.87)	0:48.97 [6] (0:11.99)	0:36.98	-6
9	3	<b>SHERRIFF CODY</b> Josh Adams	10	63.1 1000m	0:08.61 Overall	1:58.43 [9] (0:08.61)	1:49.82 [7] (0:11.85)	1:37.97 [7] (0:11.96)	1:26.01 [5] (0:12.32)	1:13.69 [5] (0:12.13)	1:01.56 [2] (0:11.70)	0:49.86 [1] (0:12.25)	0:37.61	+0
10	4	<b>SPRINGTHORPE</b> Tahlia Fenlon	3	64.5 1800m	0:08.43 Overall	1:58.61 [10] (0:08.43)	1:50.18 [5] (0:11.48)	1:38.70 [1] (0:12.17)	1:26.53 [2] (0:12.43)	1:14.10 [3] (0:12.60)	1:01.50 [4] (0:11.92)	0:49.58 [4] (0:12.11)	0:37.47	-10

[ ] Ranking at each section and finish  
 -:-:- No data available at this section  
 NA No data available  
 SCN Saddle cloth number  
 DNF Did not finish  
 DNT Did not track



**Aquis Park Gold Coast Poly QLD Professional**  
**Race 6: KELLY & PARTNERS CHARTERED ACCOUNTANTS**  
**BENCHMARK 60 Handicap - 1900m**  
**15 July 2023 - 15:09**



Track Rating: Synthetic, Weather: Overcast, Rail Position: True

Section					600m	400m	200m				Last 600m
Field Times					0:36.77 (0:12.05)	0:24.72 (0:12.37)	0:12.35 (0:12.35)				0:36.77
Rank	TAB	Horse/Jockey	Barrier	Top Speed [km/h]	Fastest Section	Margin			Distance Travelled [m]		
1	5	<b>DAMIANI</b> Noel Callow	6	63.0 1800m	0:08.25 Overall	0:36.37 [5] (0:12.01)	0:24.36 [5] (0:12.01)	0:12.35 [1] (0:12.35)	1:57.59		0:36.37
2	10	<b>SEERESS</b> Andrew Spinks	2	62.8 800m	0:08.98 Overall	0:36.10 [10] (0:11.96)	0:24.14 [10] (0:11.97)	0:12.17 [10] (0:12.17)	1.5L		0:36.10 +4
3	7	<b>PATTI WAGGIN</b> Dan McGillivray	4	62.6 600m	0:08.74 Overall	0:36.43 [8] (0:11.90)	0:24.53 [7] (0:12.17)	0:12.36 [6] (0:12.36)	1.7L		0:36.43 -4
4	9	<b>KALPANA</b> Bailey Wheeler	7	62.3 1000m	0:08.32 Overall	0:36.52 [7] (0:12.04)	0:24.48 [8] (0:12.07)	0:12.41 [5] (0:12.41)	1.9L		0:36.52 +3
5	2	<b>REFORMIST</b> Casey Waddell	1	64.4 800m	0:08.74 Overall	0:36.56 [9] (0:11.99)	0:24.57 [9] (0:12.09)	0:12.48 [9] (0:12.48)	2.9L		0:36.56 +0
6	6	<b>LA BREA</b> Michael Cahill	9	62.5 1800m	0:08.35 Overall	0:37.22 [3] (0:12.15)	0:25.07 [4] (0:12.34)	0:12.73 [3] (0:12.73)	3.1L		0:37.22 +4
7	8	<b>HELL OF A PRINCE</b> Micheal Hellyer	8	62.4 1600m	0:08.28 Overall	0:37.53 [2] (0:12.01)	0:25.52 [1] (0:12.51)	0:13.01 [2] (0:13.01)	4.1L		0:37.53 -4
8	1	<b>ZOOMURUDI</b> Jai Williams	5	62.7 1800m	0:08.53 Overall	0:36.98 [6] (0:11.84)	0:25.14 [6] (0:12.38)	0:12.76 [8] (0:12.76)	4.2L		0:36.98 -6
9	3	<b>SHERRIFF CODY</b> Josh Adams	10	63.1 1000m	0:08.61 Overall	0:37.61 [1] (0:12.17)	0:25.44 [2] (0:12.49)	0:12.95 [4] (0:12.95)	4.3L		0:37.61 +0
10	4	<b>SPRINGTHORPE</b> Tahlia Fenlon	3	64.5 1800m	0:08.43 Overall	0:37.47 [4] (0:11.97)	0:25.50 [3] (0:12.47)	0:13.03 [7] (0:13.03)	5.3L		0:37.47 -10



Horse/Jockey Name	Damiani
Final Rank	1
Fastest Section Time (Section)	0:08.25 (Overall)
Top Speed [km/h] (Section)	63.0 (1800m)
Race State	Finished



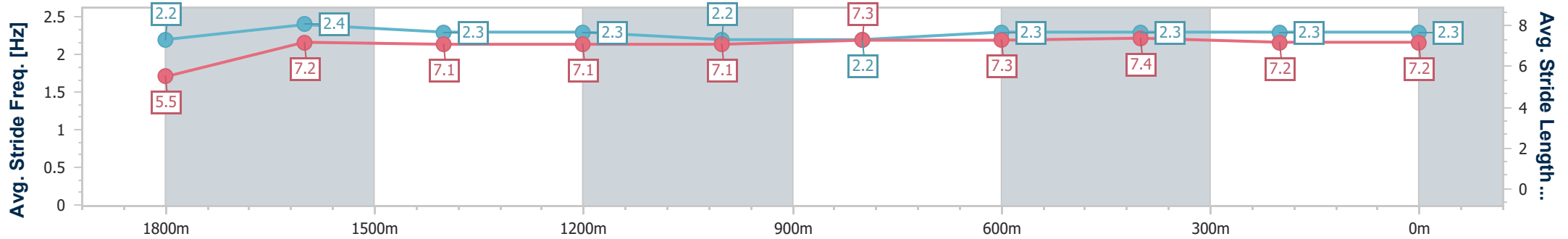
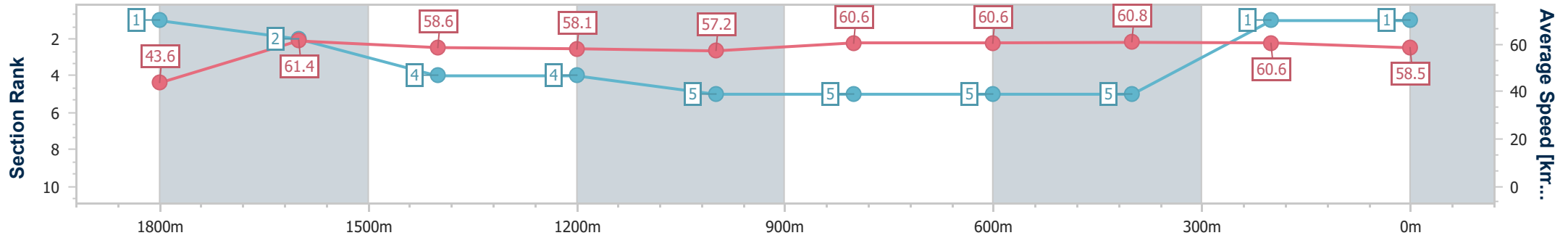
Aquis Park Gold Coast Poly QLD Professional  
 Race 6: KELLY & PARTNERS CHARTERED ACCOUNTANTS  
 BENCHMARK 60 Handicap - 1900m



15 July 2023 - 15:09

Track Rating: Synthetic, Weather: Overcast, Rail Position: True

Section	Overall	1800m	1600m	1400m	1200m	1000m	800m	600m	400m	200m
Section Times	1:57.59 [1] (0:08.25)	1:49.34 [1] (0:11.73)	1:37.61 [2] (0:12.27)	1:25.34 [4] (0:12.42)	1:12.92 [4] (0:12.61)	1:00.31 [5] (0:11.93)	0:48.38 [5] (0:12.01)	0:36.37 [5] (0:12.01)	0:24.36 [5] (0:12.01)	0:12.35 [1] (0:12.35)
Average Speed [km/h]	43.6	61.4	58.6	58.1	57.2	60.6	60.6	60.8	60.6	58.5
Top Speed [km/h]	58.9	63.0	60.3	59.1	58.8	61.7	61.3	61.6	61.6	60.9
Avg. Dist. to Rail [m]	4.8	0.9	0.6	0.4	1.3	1.5	1.8	3.0	4.5	6.0
Avg. Stride Freq. [Hz]	2.2	2.4	2.3	2.3	2.2	2.2	2.3	2.3	2.3	2.3
Avg. Stride Length [m]	5.5	7.2	7.1	7.1	7.1	7.3	7.3	7.4	7.2	7.2



- [ ] Ranking at each section and finish
- .-.- No data available at this section
- NA No data available



Horse/Jockey Name	Seeress
Final Rank	2
Fastest Section Time (Section)	0:08.98 (Overall)
Top Speed [km/h] (Section)	62.8 (800m)
Race State	Finished



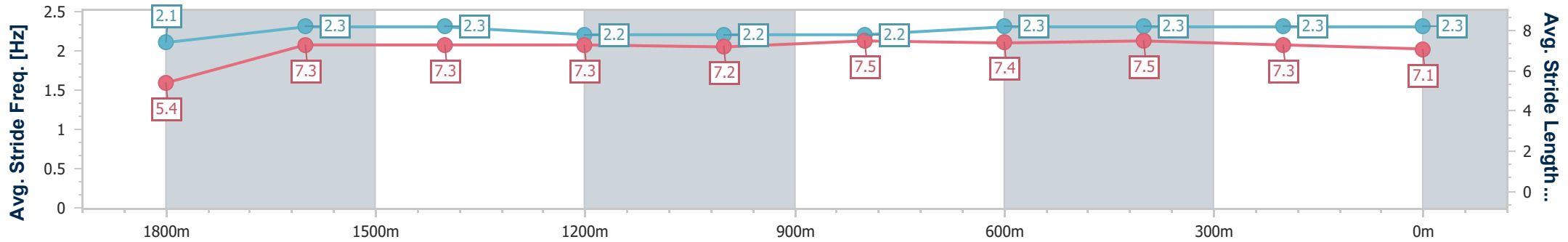
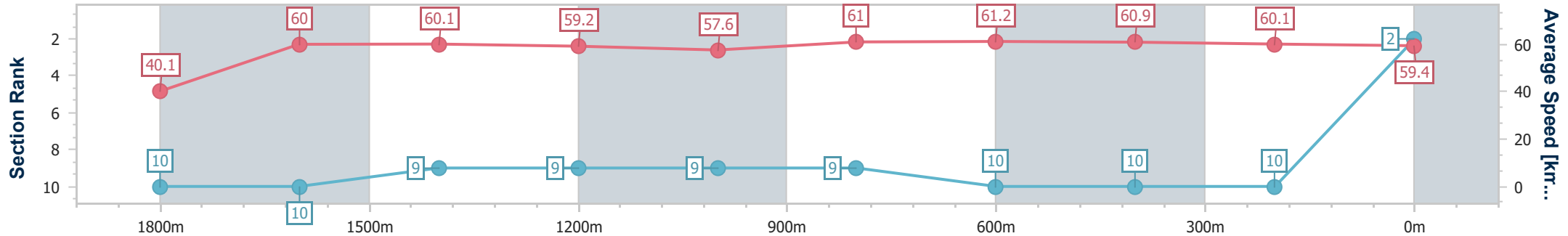
Aquis Park Gold Coast Poly QLD Professional  
 Race 6: KELLY & PARTNERS CHARTERED ACCOUNTANTS  
 BENCHMARK 60 Handicap - 1900m



15 July 2023 - 15:09

Track Rating: Synthetic, Weather: Overcast, Rail Position: True

Section	Overall	1800m	1600m	1400m	1200m	1000m	800m	600m	400m	200m
Section Times	1:57.89 [2] (0:08.98)	1:48.91 [10] (0:12.07)	1:36.84 [10] (0:12.08)	1:24.76 [9] (0:12.29)	1:12.47 [9] (0:12.53)	0:59.94 [9] (0:11.88)	0:48.06 [9] (0:11.96)	0:36.10 [10] (0:11.96)	0:24.14 [10] (0:11.97)	0:12.17 [10] (0:12.17)
Average Speed [km/h]	40.1	60.0	60.1	59.2	57.6	61.0	61.2	60.9	60.1	59.4
Top Speed [km/h]	56.3	61.1	61.5	61.0	58.5	62.8	62.8	61.8	61.2	60.3
Avg. Dist. to Rail [m]	1.6	1.7	2.7	1.6	1.6	2.3	3.3	2.5	1.1	1.7
Avg. Stride Freq. [Hz]	2.1	2.3	2.3	2.2	2.2	2.2	2.3	2.3	2.3	2.3
Avg. Stride Length [m]	5.4	7.3	7.3	7.3	7.2	7.5	7.4	7.5	7.3	7.1



- [ ] Ranking at each section and finish
- .-.- No data available at this section
- NA No data available



Horse/Jockey Name	Patti Waggin
Final Rank	3
Fastest Section Time (Section)	0:08.74 (Overall)
Top Speed [km/h] (Section)	62.6 (600m)
Race State	Finished



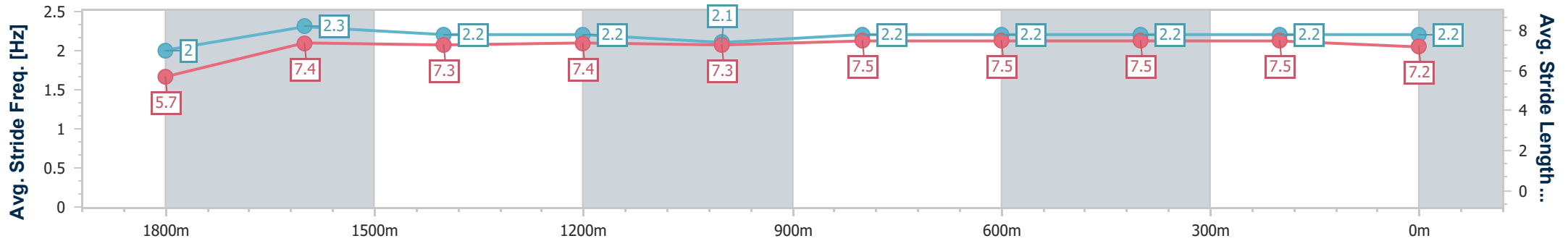
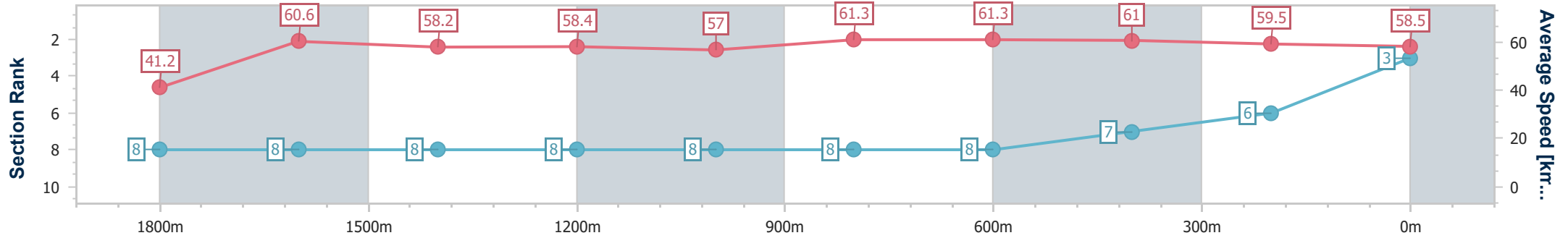
Aquis Park Gold Coast Poly QLD Professional  
 Race 6: KELLY & PARTNERS CHARTERED ACCOUNTANTS  
 BENCHMARK 60 Handicap - 1900m



15 July 2023 - 15:09

Track Rating: Synthetic, Weather: Overcast, Rail Position: True

Section	Overall	1800m	1600m	1400m	1200m	1000m	800m	600m	400m	200m
Section Times	1:57.94 [3] (0:08.74)	1:49.20 [8] (0:11.91)	1:37.29 [8] (0:12.36)	1:24.93 [8] (0:12.30)	1:12.63 [8] (0:12.62)	1:00.01 [8] (0:11.76)	0:48.25 [8] (0:11.82)	0:36.43 [8] (0:11.90)	0:24.53 [7] (0:12.17)	0:12.36 [6] (0:12.36)
Average Speed [km/h]	41.2	60.6	58.2	58.4	57.0	61.3	61.3	61.0	59.5	58.5
Top Speed [km/h]	57.4	61.7	60.3	60.0	57.6	62.3	62.3	62.6	60.3	60.2
Avg. Dist. to Rail [m]	2.7	1.0	0.4	0.4	0.6	0.4	1.1	1.9	3.1	6.0
Avg. Stride Freq. [Hz]	2.0	2.3	2.2	2.2	2.1	2.2	2.2	2.2	2.2	2.2
Avg. Stride Length [m]	5.7	7.4	7.3	7.4	7.3	7.5	7.5	7.5	7.5	7.2



- [ ] Ranking at each section and finish
- .-.- No data available at this section
- NA No data available



Horse/Jockey Name	Kalpana
Final Rank	4
Fastest Section Time (Section)	0:08.32 (Overall)
Top Speed [km/h] (Section)	62.3 (1000m)
Race State	Finished



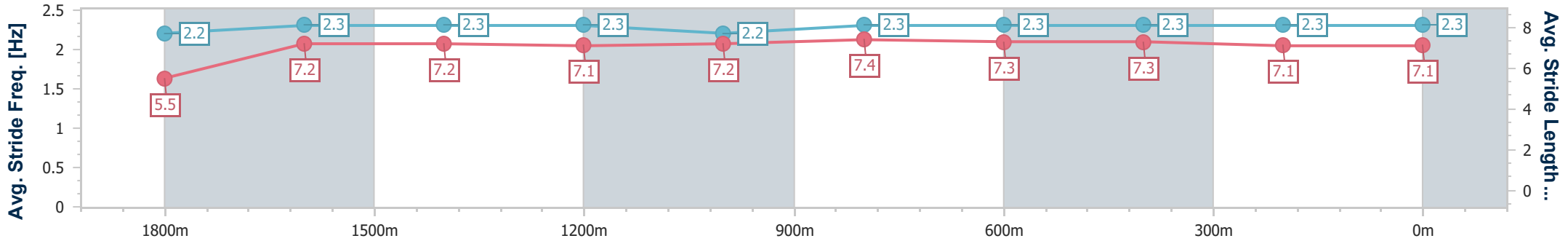
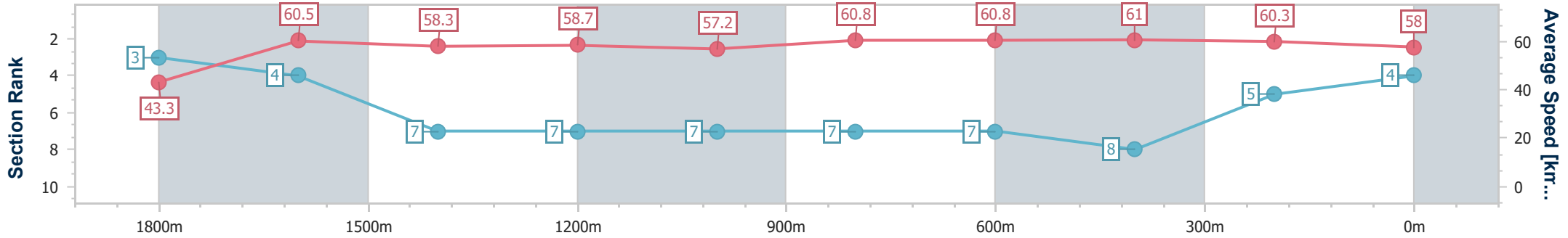
Aquis Park Gold Coast Poly QLD Professional  
 Race 6: KELLY & PARTNERS CHARTERED ACCOUNTANTS  
 BENCHMARK 60 Handicap - 1900m



15 July 2023 - 15:09

Track Rating: Synthetic, Weather: Overcast, Rail Position: True

Section	Overall	1800m	1600m	1400m	1200m	1000m	800m	600m	400m	200m
Section Times	1:57.97 [4] (0:08.32)	1:49.65 [3] (0:11.92)	1:37.73 [4] (0:12.36)	1:25.37 [7] (0:12.37)	1:13.00 [7] (0:12.60)	1:00.40 [7] (0:11.87)	0:48.53 [7] (0:12.01)	0:36.52 [7] (0:12.04)	0:24.48 [8] (0:12.07)	0:12.41 [5] (0:12.41)
Average Speed [km/h]	43.3	60.5	58.3	58.7	57.2	60.8	60.8	61.0	60.3	58.0
Top Speed [km/h]	58.7	61.5	61.3	60.8	58.9	62.3	61.6	62.1	61.3	59.5
Avg. Dist. to Rail [m]	5.6	1.5	0.8	0.8	1.6	1.7	2.6	3.6	7.1	8.6
Avg. Stride Freq. [Hz]	2.2	2.3	2.3	2.3	2.2	2.3	2.3	2.3	2.3	2.3
Avg. Stride Length [m]	5.5	7.2	7.2	7.1	7.2	7.4	7.3	7.3	7.1	7.1



- [ ] Ranking at each section and finish
- .-.- No data available at this section
- NA No data available



Horse/Jockey Name	Reformist
Final Rank	5
Fastest Section Time (Section)	0:08.74 (Overall)
Top Speed [km/h] (Section)	64.4 (800m)
Race State	Finished



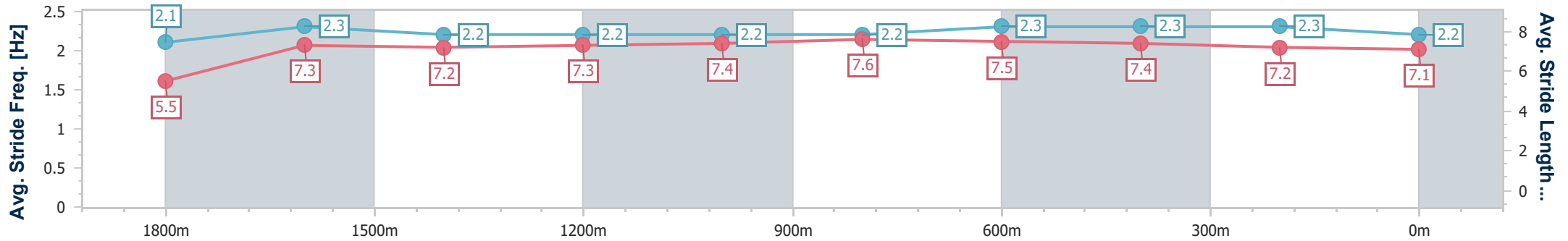
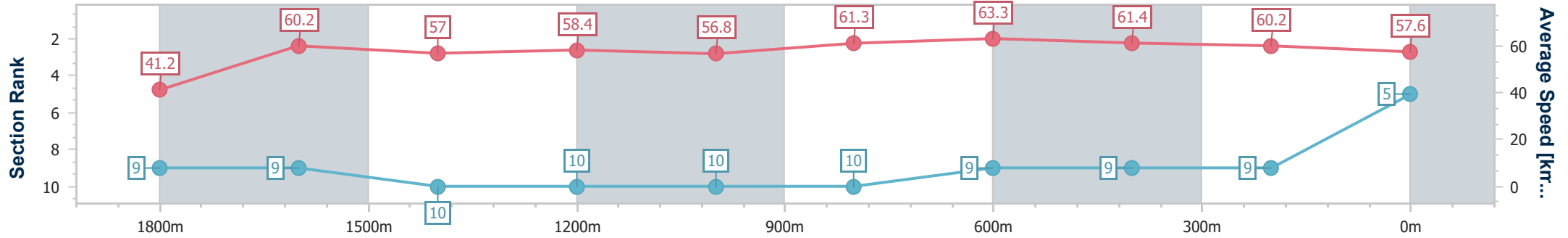
Aquis Park Gold Coast Poly QLD Professional  
Race 6: KELLY & PARTNERS CHARTERED ACCOUNTANTS  
BENCHMARK 60 Handicap - 1900m



15 July 2023 - 15:09

Track Rating: Synthetic, Weather: Overcast, Rail Position: True

Section	Overall	1800m	1600m	1400m	1200m	1000m	800m	600m	400m	200m
Section Times	1:58.17 [5] (0:08.74)	1:49.43 [9] (0:11.92)	1:37.51 [9] (0:12.53)	1:24.98 [10] (0:12.27)	1:12.71 [10] (0:12.70)	1:00.01 [10] (0:11.81)	0:48.20 [10] (0:11.64)	0:36.56 [9] (0:11.99)	0:24.57 [9] (0:12.09)	0:12.48 [9] (0:12.48)
Average Speed [km/h]	41.2	60.2	57.0	58.4	56.8	61.3	63.3	61.4	60.2	57.6
Top Speed [km/h]	56.8	62.1	60.0	60.2	57.3	63.9	64.4	62.9	61.0	59.7
Avg. Dist. to Rail [m]	0.5	0.7	1.7	0.8	1.5	1.8	4.0	4.9	6.2	8.7
Avg. Stride Freq. [Hz]	2.1	2.3	2.2	2.2	2.2	2.2	2.3	2.3	2.3	2.2
Avg. Stride Length [m]	5.5	7.3	7.2	7.3	7.4	7.6	7.5	7.4	7.2	7.1



- [ ] Ranking at each section and finish
- .-.- No data available at this section
- NA No data available



Horse/Jockey Name	La Brea
Final Rank	6
Fastest Section Time (Section)	0:08.35 (Overall)
Top Speed [km/h] (Section)	62.5 (1800m)
Race State	Finished



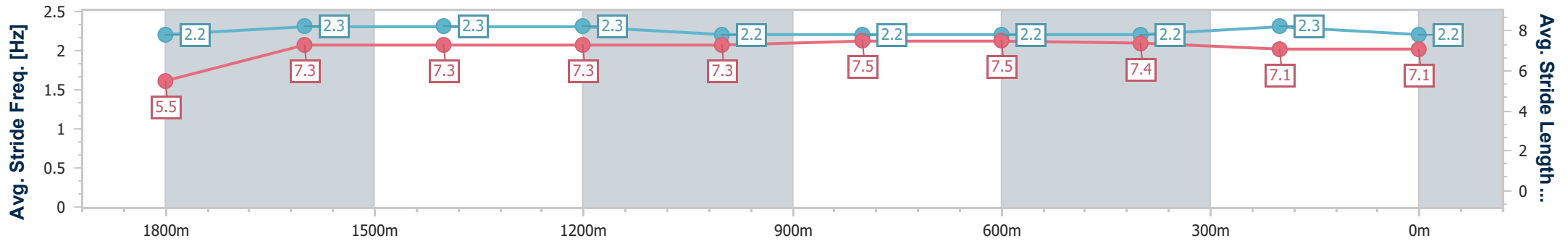
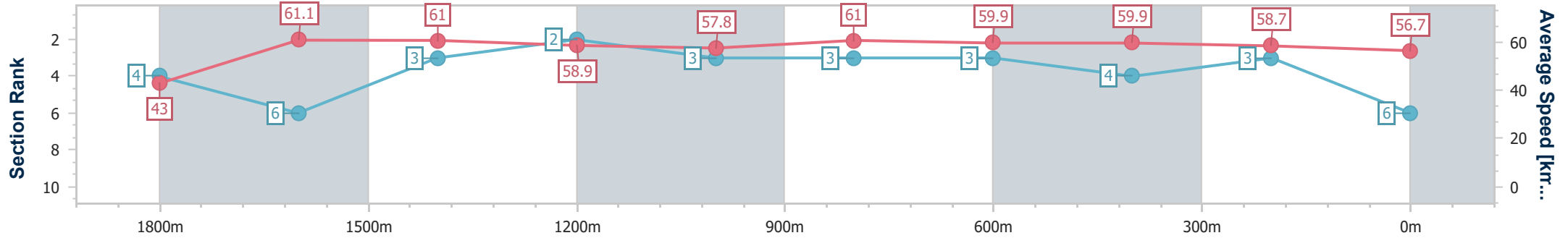
Aquis Park Gold Coast Poly QLD Professional  
 Race 6: KELLY & PARTNERS CHARTERED ACCOUNTANTS  
 BENCHMARK 60 Handicap - 1900m



15 July 2023 - 15:09

Track Rating: Synthetic, Weather: Overcast, Rail Position: True

Section	Overall	1800m	1600m	1400m	1200m	1000m	800m	600m	400m	200m
Section Times	1:58.20 [6] (0:08.35)	1:49.85 [4] (0:11.93)	1:37.92 [6] (0:11.90)	1:26.02 [3] (0:12.32)	1:13.70 [2] (0:12.47)	1:01.23 [3] (0:11.87)	0:49.36 [3] (0:12.14)	0:37.22 [3] (0:12.15)	0:25.07 [4] (0:12.34)	0:12.73 [3] (0:12.73)
Average Speed [km/h]	43.0	61.1	61.0	58.9	57.8	61.0	59.9	59.9	58.7	56.7
Top Speed [km/h]	60.1	62.5	62.3	61.8	60.6	61.5	60.7	60.8	59.6	58.8
Avg. Dist. to Rail [m]	7.9	5.4	2.1	1.2	1.5	1.7	2.2	2.4	3.6	5.3
Avg. Stride Freq. [Hz]	2.2	2.3	2.3	2.3	2.2	2.2	2.2	2.2	2.3	2.2
Avg. Stride Length [m]	5.5	7.3	7.3	7.3	7.3	7.5	7.5	7.4	7.1	7.1



- [ ] Ranking at each section and finish
- .-.- No data available at this section
- NA No data available





Horse/Jockey Name	Hell Of A Prince
Final Rank	7
Fastest Section Time (Section)	0:08.28 (Overall)
Top Speed [km/h] (Section)	62.4 (1600m)
Race State	Finished



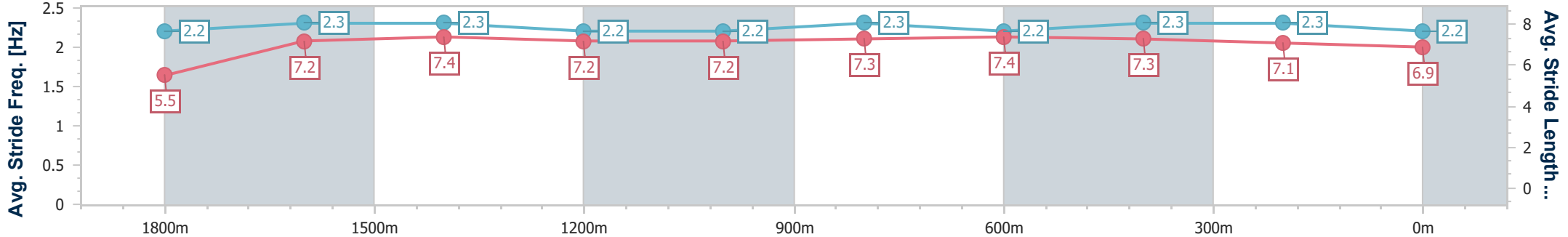
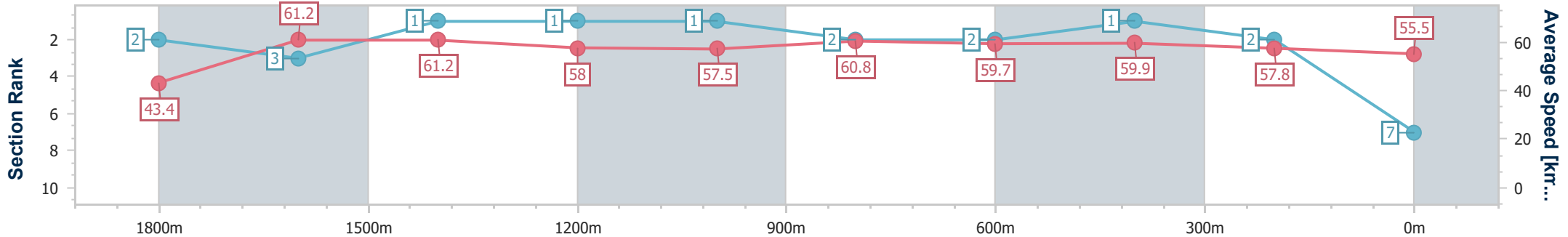
Aquis Park Gold Coast Poly QLD Professional  
 Race 6: KELLY & PARTNERS CHARTERED ACCOUNTANTS  
 BENCHMARK 60 Handicap - 1900m



15 July 2023 - 15:09

Track Rating: Synthetic, Weather: Overcast, Rail Position: True

Section	Overall	1800m	1600m	1400m	1200m	1000m	800m	600m	400m	200m
Section Times	1:58.39 [7] (0:08.28)	1:50.11 [2] (0:11.88)	1:38.23 [3] (0:11.77)	1:26.46 [1] (0:12.39)	1:14.07 [1] (0:12.53)	1:01.54 [1] (0:11.87)	0:49.67 [2] (0:12.14)	0:37.53 [2] (0:12.01)	0:25.52 [1] (0:12.51)	0:13.01 [2] (0:13.01)
Average Speed [km/h]	43.4	61.2	61.2	58.0	57.5	60.8	59.7	59.9	57.8	55.5
Top Speed [km/h]	60.3	62.0	62.4	59.2	59.7	62.0	61.0	61.2	58.3	57.1
Avg. Dist. to Rail [m]	7.2	4.3	0.6	0.5	1.1	1.2	0.9	0.4	0.8	2.4
Avg. Stride Freq. [Hz]	2.2	2.3	2.3	2.2	2.2	2.3	2.2	2.3	2.3	2.2
Avg. Stride Length [m]	5.5	7.2	7.4	7.2	7.2	7.3	7.4	7.3	7.1	6.9



- [ ] Ranking at each section and finish
- .-.- No data available at this section
- NA No data available



Horse/Jockey Name	Zoomurudi
Final Rank	8
Fastest Section Time (Section)	0:08.53 (Overall)
Top Speed [km/h] (Section)	62.7 (1800m)
Race State	Finished



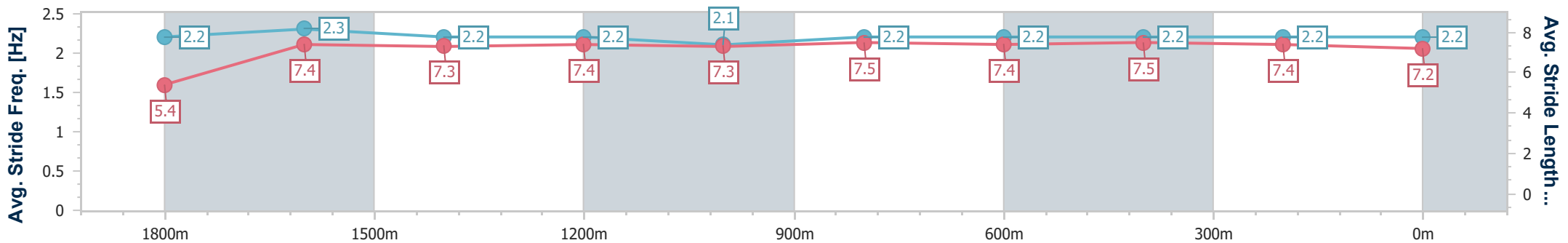
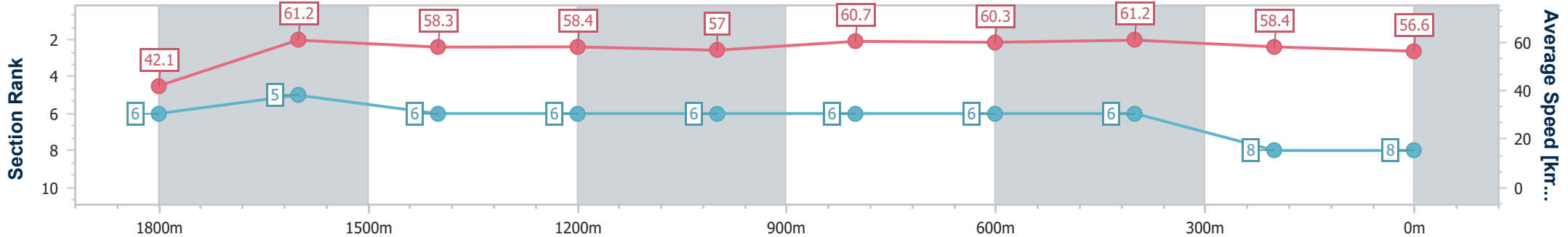
Aquis Park Gold Coast Poly QLD Professional  
 Race 6: KELLY & PARTNERS CHARTERED ACCOUNTANTS  
 BENCHMARK 60 Handicap - 1900m



15 July 2023 - 15:09

Track Rating: Synthetic, Weather: Overcast, Rail Position: True

Section	Overall	1800m	1600m	1400m	1200m	1000m	800m	600m	400m	200m
Section Times	1:58.40 [8] (0:08.53)	1:49.87 [6] (0:11.75)	1:38.12 [5] (0:12.30)	1:25.82 [6] (0:12.33)	1:13.49 [6] (0:12.65)	1:00.84 [6] (0:11.87)	0:48.97 [6] (0:11.99)	0:36.98 [6] (0:11.84)	0:25.14 [6] (0:12.38)	0:12.76 [8] (0:12.76)
Average Speed [km/h]	42.1	61.2	58.3	58.4	57.0	60.7	60.3	61.2	58.4	56.6
Top Speed [km/h]	58.0	62.7	60.4	60.4	58.3	61.9	61.2	62.1	59.8	58.0
Avg. Dist. to Rail [m]	3.0	0.6	0.6	0.3	0.7	0.8	0.8	1.3	2.0	4.5
Avg. Stride Freq. [Hz]	2.2	2.3	2.2	2.2	2.1	2.2	2.2	2.2	2.2	2.2
Avg. Stride Length [m]	5.4	7.4	7.3	7.4	7.3	7.5	7.4	7.5	7.4	7.2



- [ ] Ranking at each section and finish
- .-.- No data available at this section
- NA No data available



Horse/Jockey Name	Sherriff Cody
Final Rank	9
Fastest Section Time (Section)	0:08.61 (Overall)
Top Speed [km/h] (Section)	63.1 (1000m)
Race State	Finished



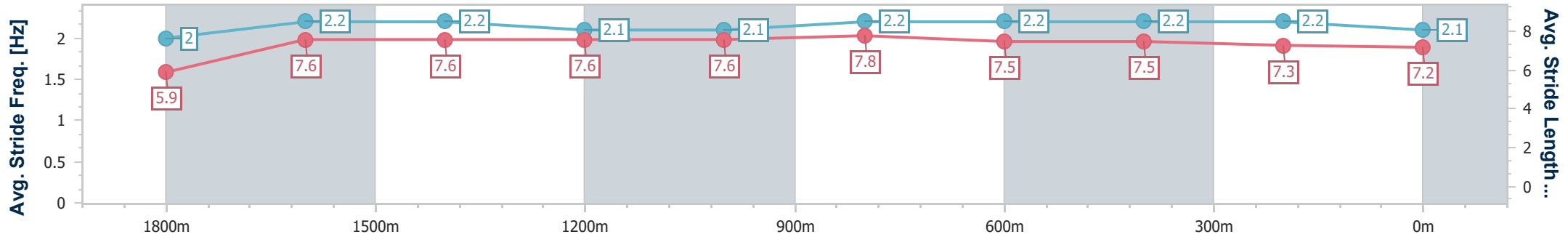
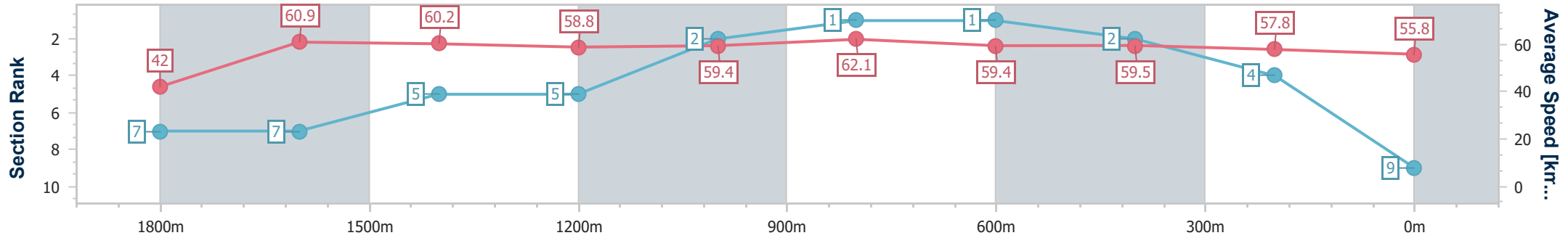
Aquis Park Gold Coast Poly QLD Professional  
 Race 6: KELLY & PARTNERS CHARTERED ACCOUNTANTS  
 BENCHMARK 60 Handicap - 1900m



15 July 2023 - 15:09

Track Rating: Synthetic, Weather: Overcast, Rail Position: True

Section	Overall	1800m	1600m	1400m	1200m	1000m	800m	600m	400m	200m
Section Times	1:58.43 [9] (0:08.61)	1:49.82 [7] (0:11.85)	1:37.97 [7] (0:11.96)	1:26.01 [5] (0:12.32)	1:13.69 [5] (0:12.13)	1:01.56 [2] (0:11.70)	0:49.86 [1] (0:12.25)	0:37.61 [1] (0:12.17)	0:25.44 [2] (0:12.49)	0:12.95 [4] (0:12.95)
Average Speed [km/h]	42.0	60.9	60.2	58.8	59.4	62.1	59.4	59.5	57.8	55.8
Top Speed [km/h]	59.0	62.1	61.2	60.9	62.1	63.1	60.6	60.8	58.4	57.8
Avg. Dist. to Rail [m]	8.0	2.4	0.7	1.0	3.2	3.2	2.0	1.3	1.7	3.8
Avg. Stride Freq. [Hz]	2.0	2.2	2.2	2.1	2.1	2.2	2.2	2.2	2.2	2.1
Avg. Stride Length [m]	5.9	7.6	7.6	7.6	7.6	7.8	7.5	7.5	7.3	7.2



- [ ] Ranking at each section and finish
- .-.- No data available at this section
- NA No data available



Horse/Jockey Name	Springthorpe
Final Rank	10
Fastest Section Time (Section)	0:08.43 (Overall)
Top Speed [km/h] (Section)	64.5 (1800m)
Race State	Finished



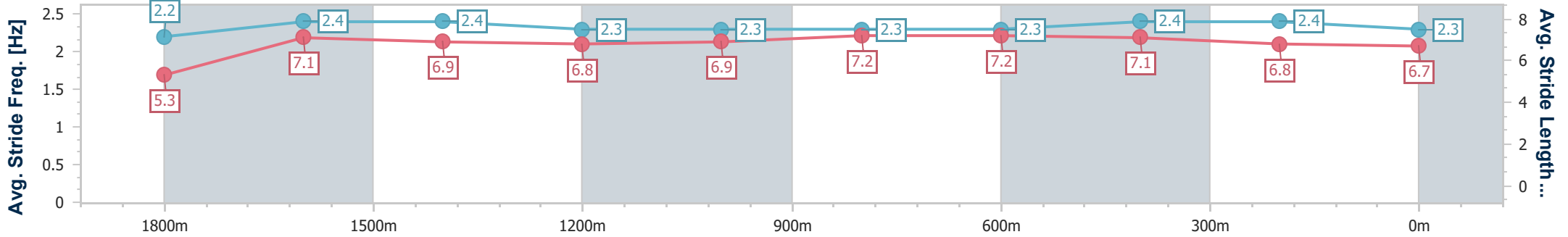
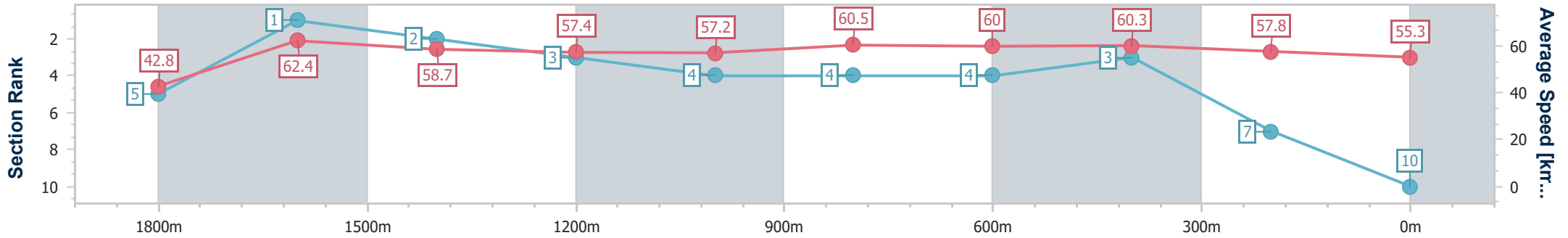
Aquis Park Gold Coast Poly QLD Professional  
 Race 6: KELLY & PARTNERS CHARTERED ACCOUNTANTS  
 BENCHMARK 60 Handicap - 1900m



15 July 2023 - 15:09

Track Rating: Synthetic, Weather: Overcast, Rail Position: True

Section	Overall	1800m	1600m	1400m	1200m	1000m	800m	600m	400m	200m
Section Times	1:58.61 [10] (0:08.43)	1:50.18 [5] (0:11.48)	1:38.70 [1] (0:12.17)	1:26.53 [2] (0:12.43)	1:14.10 [3] (0:12.60)	1:01.50 [4] (0:11.92)	0:49.58 [4] (0:12.11)	0:37.47 [4] (0:11.97)	0:25.50 [3] (0:12.47)	0:13.03 [7] (0:13.03)
Average Speed [km/h]	42.8	62.4	58.7	57.4	57.2	60.5	60.0	60.3	57.8	55.3
Top Speed [km/h]	59.9	64.5	60.6	58.8	58.1	61.7	61.0	61.4	59.6	56.8
Avg. Dist. to Rail [m]	1.6	0.8	1.6	1.1	0.9	1.2	1.4	0.8	0.8	1.8
Avg. Stride Freq. [Hz]	2.2	2.4	2.4	2.3	2.3	2.3	2.3	2.4	2.4	2.3
Avg. Stride Length [m]	5.3	7.1	6.9	6.8	6.9	7.2	7.2	7.1	6.8	6.7



- [ ] Ranking at each section and finish
- .-.- No data available at this section
- NA No data available