



Toowoomba QLD Professional

Race 1: MORT & CO BENCHMARK 62 Handicap - 1300m

15 July 2023 - 16:52



Track Rating: Good 4, Weather: Fine, Rail Position: +4m Entire

Section	Overall	1200m	1000m	800m	600m	400m	Last 600m						
Field Times	1:19.11 (0:07.65)	1:11.46 (0:11.14)	1:00.32 (0:11.85)	0:48.47 (0:12.05)	0:36.42 (0:12.04)	0:24.38 (0:12.16)	0:36.42						
Rank	TAB	Horse/Jockey	Barrier	Top Speed [km/h]	Fastest Section	Overall	1200m	1000m	800m	600m	400m	Last 600m	Distance Travelled [m]
1	9	PENNYWORTH Sariah Champkin	1	66.8 1200m	0:08.06 Overall	1:19.11 [1] (0:08.06)	1:11.05 [7] (0:11.11)	0:59.94 [6] (0:11.81)	0:48.13 [5] (0:12.03)	0:36.10 [5] (0:12.15)	0:23.95 [7] (0:12.01)	0:36.10	
2	1	TO LOVE SOMEBODY Jake Molloy	11	65.9 1200m	0:08.20 Overall	1:19.29 [2] (0:08.20)	1:11.09 [8] (0:11.38)	0:59.71 [9] (0:11.76)	0:47.95 [9] (0:12.00)	0:35.95 [9] (0:11.97)	0:23.98 [8] (0:12.02)	0:35.95	+4
3	7	PARUES Justin Stanley	8	67.0 1200m	0:07.65 Overall	1:19.43 [3] (0:07.65)	1:11.78 [1] (0:11.14)	1:00.64 [1] (0:11.85)	0:48.79 [1] (0:12.05)	0:36.74 [1] (0:12.04)	0:24.70 [1] (0:12.16)	0:36.74	+2
4	10	ANGELS SHARE Madeleine Wishart	4	66.9 1200m	0:07.99 Overall	1:19.55 [4] (0:07.99)	1:11.56 [6] (0:11.13)	1:00.43 [4] (0:11.75)	0:48.68 [4] (0:12.00)	0:36.68 [3] (0:11.97)	0:24.71 [3] (0:12.26)	0:36.68	+1
5	2	TUHINGA Georgina Cartwright	6	67.6 1200m	0:08.23 Overall	1:19.92 [5] (0:08.23)	1:11.69 [9] (0:11.09)	1:00.60 [8] (0:11.73)	0:48.87 [7] (0:12.06)	0:36.81 [7] (0:12.05)	0:24.76 [6] (0:12.27)	0:36.81	+8
6	5	SCENIC RIM Les Tilley	9	66.9 1200m	0:07.78 Overall	1:19.99 [6] (0:07.78)	1:12.21 [3] (0:11.10)	1:01.11 [2] (0:11.81)	0:49.30 [2] (0:12.15)	0:37.15 [2] (0:11.90)	0:25.25 [2] (0:12.32)	0:37.15	+6
7	3	BOOM BY BY Chris Taylor	10	66.2 1200m	0:07.94 Overall	1:20.25 [7] (0:07.94)	1:12.31 [4] (0:11.22)	1:01.09 [5] (0:11.83)	0:49.26 [6] (0:12.02)	0:37.24 [5] (0:12.14)	0:25.10 [5] (0:12.42)	0:37.24	+10
8	11	MR EIGHTY EIGHT Adin Thompson	5	65.8 1200m	0:07.70 Overall	1:20.30 [8] (0:07.70)	1:12.60 [2] (0:11.29)	1:01.31 [3] (0:11.85)	0:49.46 [3] (0:12.14)	0:37.32 [4] (0:12.09)	0:25.23 [4] (0:12.41)	0:37.32	+5
9	13	SUKICHE Kenji Yoshida	13	66.8 1200m	0:07.97 Overall	1:21.28 [9] (0:07.97)	1:13.31 [5] (0:11.27)	1:02.04 [7] (0:11.95)	0:50.09 [8] (0:12.11)	0:37.98 [8] (0:12.23)	0:25.75 [9] (0:12.59)	0:37.98	+12

Scratched: Abb Roy (#12), Enterprise Bella (#6), Dratini (#4), Champinsky (#8)

[] Ranking at each section and finish
 -:-:- No data available at this section
 NA No data available

SCN Saddle cloth number
 DNF Did not finish
 DNT Did not track



Toowoomba QLD Professional

Race 1: MORT & CO BENCHMARK 62 Handicap - 1300m

15 July 2023 - 16:52



Track Rating: Good 4, Weather: Fine, Rail Position: +4m Entire

Section							200m			Last 600m
Field Times							0:12.22			0:36.42
Rank	TAB	Horse/Jockey	Barrier	Top Speed [km/h]	Fastest Section	Margin				Distance Travelled [m]
1	9	PENNYWORTH Sariah Champkin	1	66.8 1200m	0:08.06 Overall	0:11.94 [4] (0:11.94)	1:19.11		0:36.10	
2	1	TO LOVE SOMEBODY Jake Molloy	11	65.9 1200m	0:08.20 Overall	0:11.96 [5] (0:11.96)	1L		0:35.95	+4
3	7	PARUES Justin Stanley	8	67.0 1200m	0:07.65 Overall	0:12.54 [1] (0:12.54)	1.8L		0:36.74	+2
4	10	ANGELS SHARE Madeleine Wishart	4	66.9 1200m	0:07.99 Overall	0:12.45 [3] (0:12.45)	2.3L		0:36.68	+1
5	2	TUHINGA Georgina Cartwright	6	67.6 1200m	0:08.23 Overall	0:12.49 [6] (0:12.49)	4.3L		0:36.81	+8
6	5	SCENIC RIM Les Tilley	9	66.9 1200m	0:07.78 Overall	0:12.93 [2] (0:12.93)	4.6L		0:37.15	+6
7	3	BOOM BY BY Chris Taylor	10	66.2 1200m	0:07.94 Overall	0:12.68 [8] (0:12.68)	6.1L		0:37.24	+10
8	11	MR EIGHTY EIGHT Adin Thompson	5	65.8 1200m	0:07.70 Overall	0:12.82 [7] (0:12.82)	6.3L		0:37.32	+5
9	13	SUKICHE Kenji Yoshida	13	66.8 1200m	0:07.97 Overall	0:13.16 [9] (0:13.16)	12.1L		0:37.98	+12

Scratched: Abb Roy (#12), Enterprise Bella (#6), Dratini (#4), Champinsky (#8)



Horse/Jockey Name	Pennyworth
Final Rank	1
Fastest Section Time (Section)	0:08.06 (Overall)
Top Speed [km/h] (Section)	66.8 (1200m)
Race State	Finished



Toowoomba QLD Professional

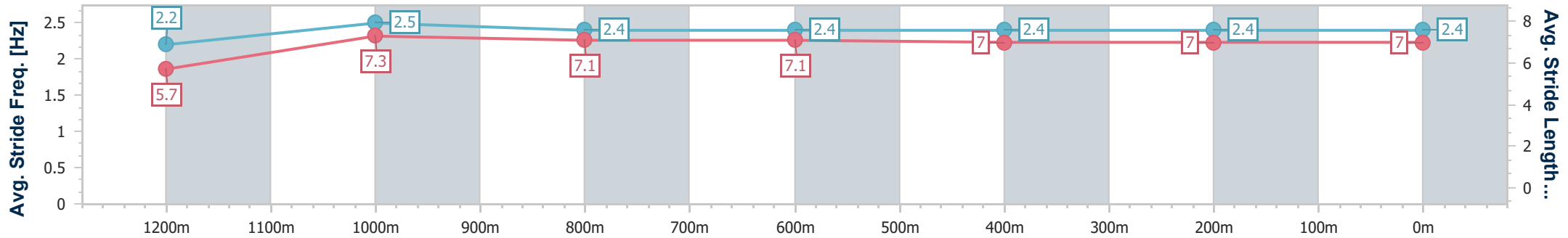
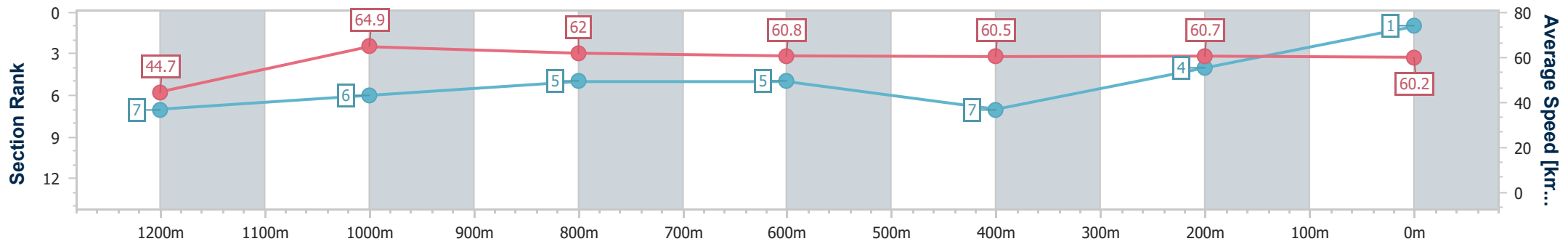
Race 1: MORT & CO BENCHMARK 62 Handicap - 1300m

15 July 2023 - 16:52

Track Rating: Good 4, Weather: Fine, Rail Position: +4m Entire



Section	Overall	1200m	1000m	800m	600m	400m	200m
Section Times	1:19.11 [1] (0:08.06)	1:11.05 [7] (0:11.11)	0:59.94 [6] (0:11.81)	0:48.13 [5] (0:12.03)	0:36.10 [5] (0:12.15)	0:23.95 [7] (0:12.01)	0:11.94 [4]
Average Speed [km/h]	44.7	64.9	62.0	60.8	60.5	60.7	60.2
Top Speed [km/h]	60.9	66.8	63.4	62.3	61.7	62.1	60.3
Avg. Dist. to Rail [m]	5.9	4.6	4.9	4.5	4.3	3.4	5.0
Avg. Stride Freq. [Hz]	2.2	2.5	2.4	2.4	2.4	2.4	2.4
Avg. Stride Length [m]	5.7	7.3	7.1	7.1	7.0	7.0	7.0



- [] Ranking at each section and finish
- .-.- No data available at this section
- NA No data available



Horse/Jockey Name	To Love Somebody
Final Rank	2
Fastest Section Time (Section)	0:08.20 (Overall)
Top Speed [km/h] (Section)	65.9 (1200m)
Race State	Finished



Toowoomba QLD Professional

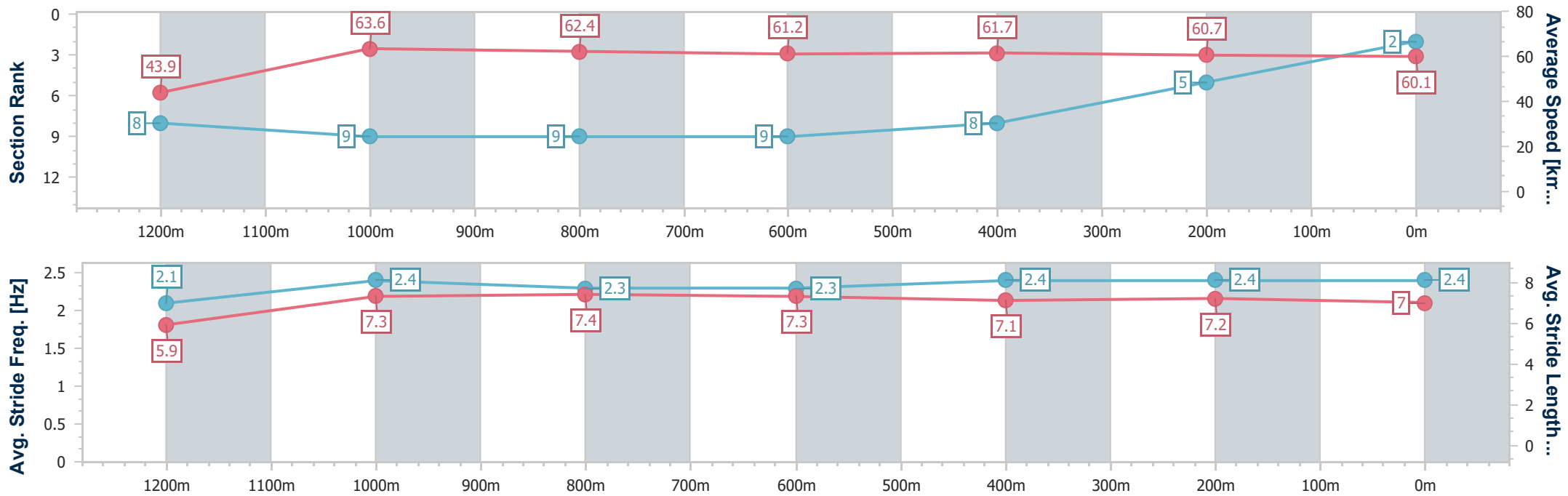
Race 1: MORT & CO BENCHMARK 62 Handicap - 1300m

15 July 2023 - 16:52



Track Rating: Good 4, Weather: Fine, Rail Position: +4m Entire

Section	Overall	1200m	1000m	800m	600m	400m	200m
Section Times	1:19.29 [2] (0:08.20)	1:11.09 [8] (0:11.38)	0:59.71 [9] (0:11.76)	0:47.95 [9] (0:12.00)	0:35.95 [9] (0:11.97)	0:23.98 [8] (0:12.02)	0:11.96 [5] (0:11.96)
Average Speed [km/h]	43.9	63.6	62.4	61.2	61.7	60.7	60.1
Top Speed [km/h]	60.2	65.9	63.0	62.7	63.3	62.2	61.2
Avg. Dist. to Rail [m]	14.0	9.2	6.5	4.7	5.1	4.3	8.8
Avg. Stride Freq. [Hz]	2.1	2.4	2.3	2.3	2.4	2.4	2.4
Avg. Stride Length [m]	5.9	7.3	7.4	7.3	7.1	7.2	7.0



- [] Ranking at each section and finish
- .-.- No data available at this section
- NA No data available



Horse/Jockey Name	Parues
Final Rank	3
Fastest Section Time (Section)	0:07.65 (Overall)
Top Speed [km/h] (Section)	67.0 (1200m)
Race State	Finished



Toowoomba QLD Professional

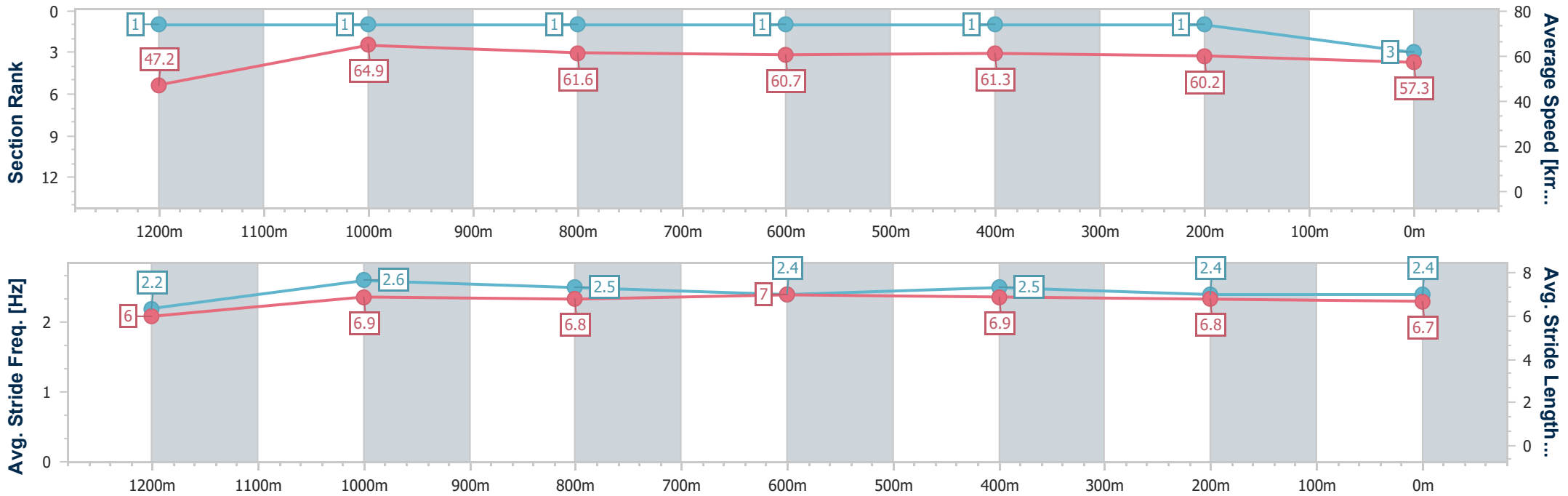
Race 1: MORT & CO BENCHMARK 62 Handicap - 1300m

15 July 2023 - 16:52



Track Rating: Good 4, Weather: Fine, Rail Position: +4m Entire

Section	Overall	1200m	1000m	800m	600m	400m	200m
Section Times	1:19.43 [3] (0:07.65)	1:11.78 [1] (0:11.14)	1:00.64 [1] (0:11.85)	0:48.79 [1] (0:12.05)	0:36.74 [1] (0:12.04)	0:24.70 [1] (0:12.16)	0:12.54 [1] (0:12.54)
Average Speed [km/h]	47.2	64.9	61.6	60.7	61.3	60.2	57.3
Top Speed [km/h]	62.7	67.0	63.5	62.7	62.5	61.7	59.1
Avg. Dist. to Rail [m]	10.1	7.1	5.2	4.7	5.0	4.7	5.3
Avg. Stride Freq. [Hz]	2.2	2.6	2.5	2.4	2.5	2.4	2.4
Avg. Stride Length [m]	6.0	6.9	6.8	7.0	6.9	6.8	6.7



- [] Ranking at each section and finish
- .-.- No data available at this section
- NA No data available



Horse/Jockey Name	Angels Share
Final Rank	4
Fastest Section Time (Section)	0:07.99 (Overall)
Top Speed [km/h] (Section)	66.9 (1200m)
Race State	Finished



Toowoomba QLD Professional

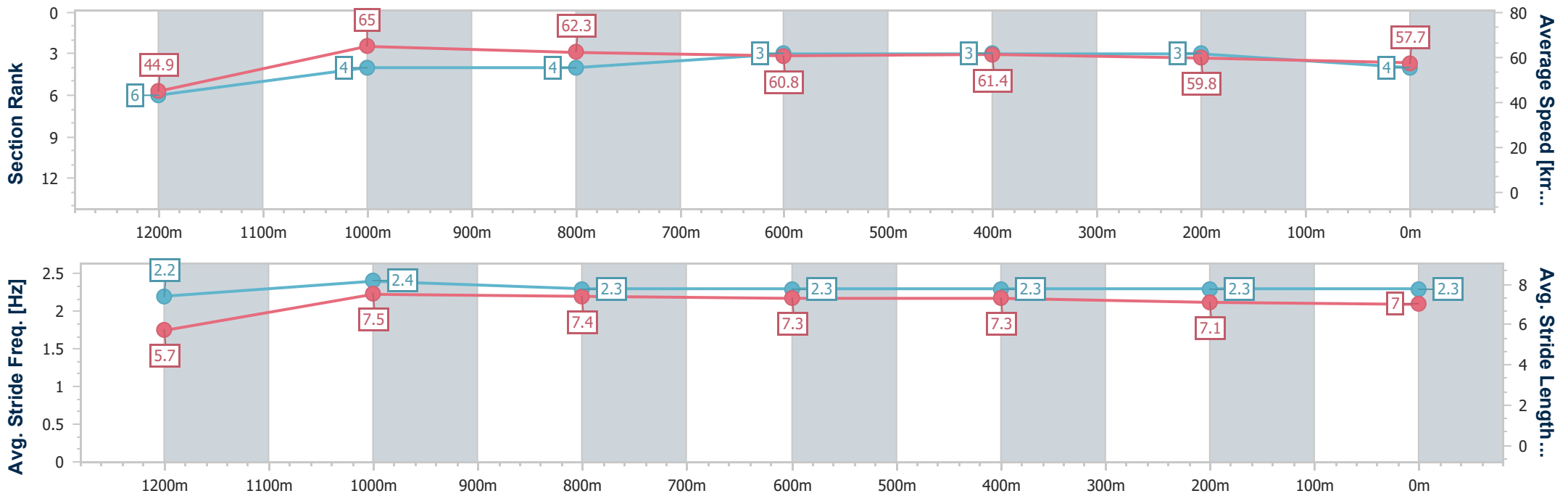
Race 1: MORT & CO BENCHMARK 62 Handicap - 1300m

15 July 2023 - 16:52



Track Rating: Good 4, Weather: Fine, Rail Position: +4m Entire

Section	Overall	1200m	1000m	800m	600m	400m	200m
Section Times	1:19.55 [4] (0:07.99)	1:11.56 [6] (0:11.13)	1:00.43 [4] (0:11.75)	0:48.68 [4] (0:12.00)	0:36.68 [3] (0:11.97)	0:24.71 [3] (0:12.26)	0:12.45 [3] (0:12.45)
Average Speed [km/h]	44.9	65.0	62.3	60.8	61.4	59.8	57.7
Top Speed [km/h]	63.3	66.9	64.8	61.5	63.3	60.9	59.1
Avg. Dist. to Rail [m]	6.9	6.0	5.9	3.6	3.8	5.4	6.9
Avg. Stride Freq. [Hz]	2.2	2.4	2.3	2.3	2.3	2.3	2.3
Avg. Stride Length [m]	5.7	7.5	7.4	7.3	7.3	7.1	7.0



- [] Ranking at each section and finish
- .-.- No data available at this section
- NA No data available



Horse/Jockey Name	Tuhinga
Final Rank	5
Fastest Section Time (Section)	0:08.23 (Overall)
Top Speed [km/h] (Section)	67.6 (1200m)
Race State	Finished



Toowoomba QLD Professional

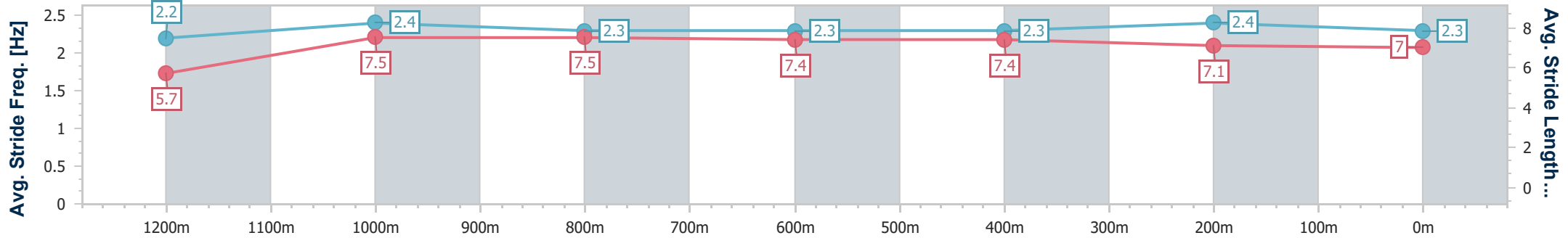
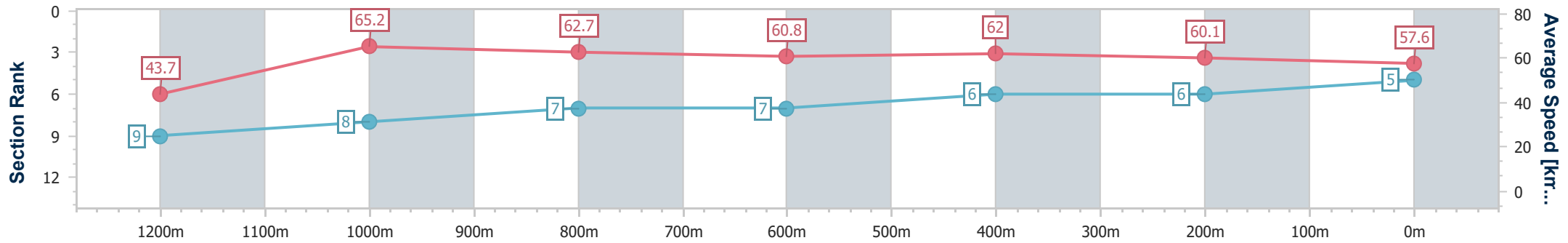
Race 1: MORT & CO BENCHMARK 62 Handicap - 1300m

15 July 2023 - 16:52



Track Rating: Good 4, Weather: Fine, Rail Position: +4m Entire

Section	Overall	1200m	1000m	800m	600m	400m	200m
Section Times	1:19.92 [5] (0:08.23)	1:11.69 [9] (0:11.09)	1:00.60 [8] (0:11.73)	0:48.87 [7] (0:12.06)	0:36.81 [7] (0:12.05)	0:24.76 [6] (0:12.27)	0:12.49 [6] (0:12.49)
Average Speed [km/h]	43.7	65.2	62.7	60.8	62.0	60.1	57.6
Top Speed [km/h]	62.6	67.6	64.8	61.9	64.4	61.0	59.4
Avg. Dist. to Rail [m]	9.7	7.7	6.7	5.4	7.0	7.3	11.5
Avg. Stride Freq. [Hz]	2.2	2.4	2.3	2.3	2.3	2.4	2.3
Avg. Stride Length [m]	5.7	7.5	7.5	7.4	7.4	7.1	7.0



- [] Ranking at each section and finish
- .-.- No data available at this section
- NA No data available



Horse/Jockey Name	Scenic Rim
Final Rank	6
Fastest Section Time (Section)	0:07.78 (Overall)
Top Speed [km/h] (Section)	66.9 (1200m)
Race State	Finished



Toowoomba QLD Professional

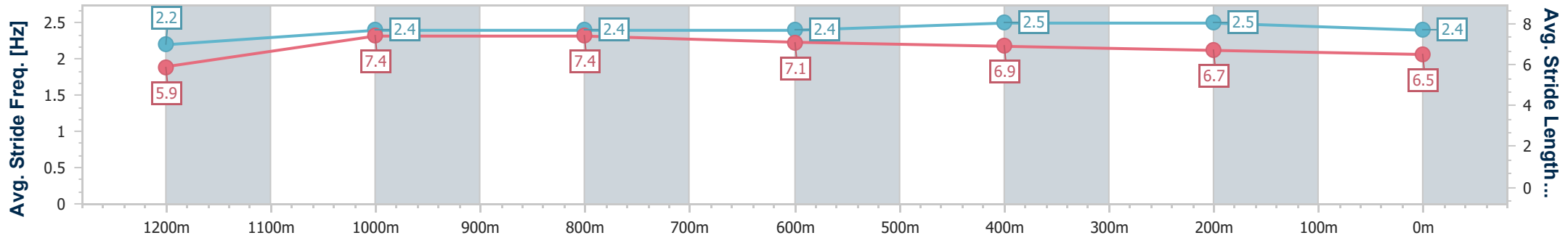
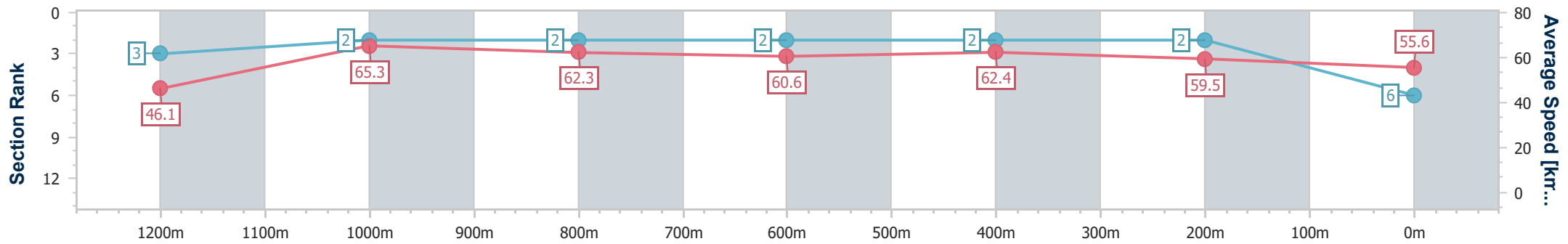
Race 1: MORT & CO BENCHMARK 62 Handicap - 1300m

15 July 2023 - 16:52



Track Rating: Good 4, Weather: Fine, Rail Position: +4m Entire

Section	Overall	1200m	1000m	800m	600m	400m	200m
Section Times	1:19.99 [6] (0:07.78)	1:12.21 [3] (0:11.10)	1:01.11 [2] (0:11.81)	0:49.30 [2] (0:12.15)	0:37.15 [2] (0:11.90)	0:25.25 [2] (0:12.32)	0:12.93 [2] (0:12.93)
Average Speed [km/h]	46.1	65.3	62.3	60.6	62.4	59.5	55.6
Top Speed [km/h]	64.5	66.9	64.0	61.9	64.4	60.7	58.5
Avg. Dist. to Rail [m]	12.6	9.4	7.5	5.9	6.0	5.2	6.0
Avg. Stride Freq. [Hz]	2.2	2.4	2.4	2.4	2.5	2.5	2.4
Avg. Stride Length [m]	5.9	7.4	7.4	7.1	6.9	6.7	6.5



- [] Ranking at each section and finish
- .-.- No data available at this section
- NA No data available



Horse/Jockey Name	Boom By By
Final Rank	7
Fastest Section Time (Section)	0:07.94 (Overall)
Top Speed [km/h] (Section)	66.2 (1200m)
Race State	Finished



Toowoomba QLD Professional

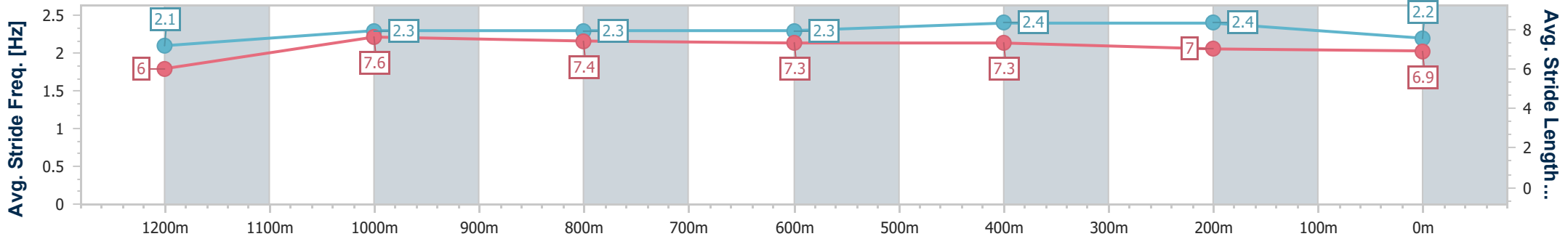
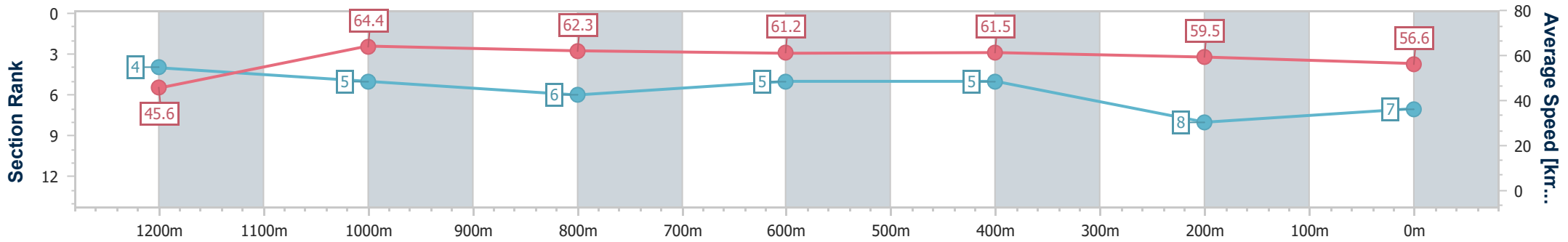
Race 1: MORT & CO BENCHMARK 62 Handicap - 1300m

15 July 2023 - 16:52

Track Rating: Good 4, Weather: Fine, Rail Position: +4m Entire



Section	Overall	1200m	1000m	800m	600m	400m	200m
Section Times	1:20.25 [7] (0:07.94)	1:12.31 [4] (0:11.22)	1:01.09 [5] (0:11.83)	0:49.26 [6] (0:12.02)	0:37.24 [5] (0:12.14)	0:25.10 [5] (0:12.42)	0:12.68 [8] (0:12.68)
Average Speed [km/h]	45.6	64.4	62.3	61.2	61.5	59.5	56.6
Top Speed [km/h]	62.1	66.2	64.3	62.6	62.6	61.0	59.2
Avg. Dist. to Rail [m]	13.2	8.9	7.4	6.5	7.1	7.1	10.2
Avg. Stride Freq. [Hz]	2.1	2.3	2.3	2.3	2.4	2.4	2.2
Avg. Stride Length [m]	6.0	7.6	7.4	7.3	7.3	7.0	6.9



- [] Ranking at each section and finish
- .-.- No data available at this section
- NA No data available



Horse/Jockey Name	Mr Eighty Eight
Final Rank	8
Fastest Section Time (Section)	0:07.70 (Overall)
Top Speed [km/h] (Section)	65.8 (1200m)
Race State	Finished



Toowoomba QLD Professional

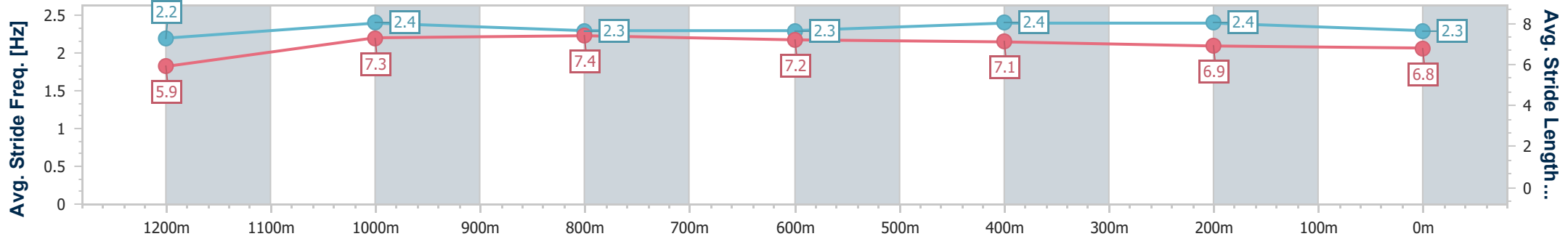
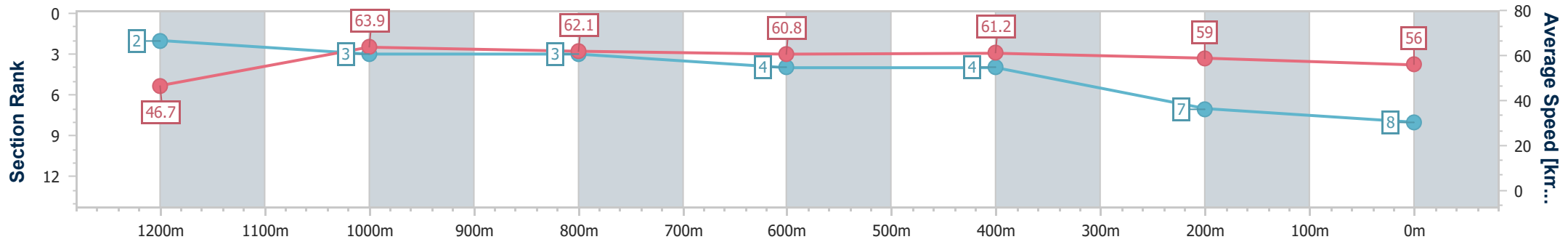
Race 1: MORT & CO BENCHMARK 62 Handicap - 1300m

15 July 2023 - 16:52



Track Rating: Good 4, Weather: Fine, Rail Position: +4m Entire

Section	Overall	1200m	1000m	800m	600m	400m	200m
Section Times	1:20.30 [8] (0:07.70)	1:12.60 [2] (0:11.29)	1:01.31 [3] (0:11.85)	0:49.46 [3] (0:12.14)	0:37.32 [4] (0:12.09)	0:25.23 [4] (0:12.41)	0:12.82 [7] (0:12.82)
Average Speed [km/h]	46.7	63.9	62.1	60.8	61.2	59.0	56.0
Top Speed [km/h]	60.8	65.8	63.9	62.0	62.0	60.3	58.1
Avg. Dist. to Rail [m]	9.4	7.5	7.0	6.4	5.3	5.4	8.3
Avg. Stride Freq. [Hz]	2.2	2.4	2.3	2.3	2.4	2.4	2.3
Avg. Stride Length [m]	5.9	7.3	7.4	7.2	7.1	6.9	6.8



- [] Ranking at each section and finish
- .-.- No data available at this section
- NA No data available



Horse/Jockey Name	Sukiche
Final Rank	9
Fastest Section Time (Section)	0:07.97 (Overall)
Top Speed [km/h] (Section)	66.8 (1200m)
Race State	Finished



Toowoomba QLD Professional

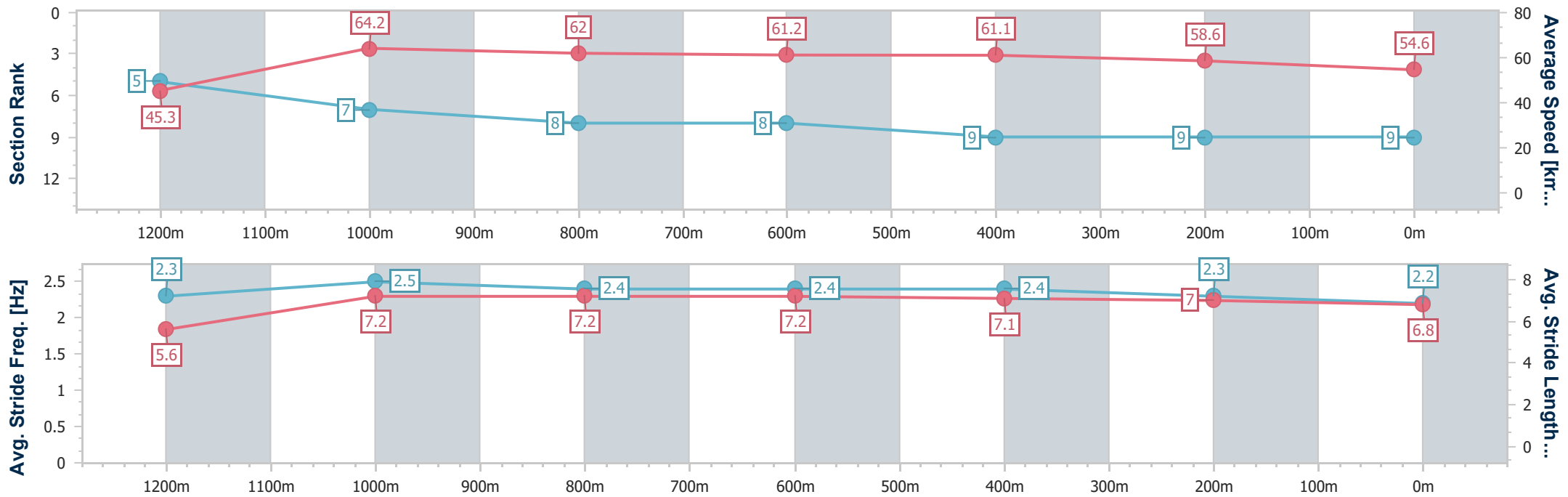
Race 1: MORT & CO BENCHMARK 62 Handicap - 1300m

15 July 2023 - 16:52



Track Rating: Good 4, Weather: Fine, Rail Position: +4m Entire

Section	Overall	1200m	1000m	800m	600m	400m	200m
Section Times	1:21.28 [9] (0:07.97)	1:13.31 [5] (0:11.27)	1:02.04 [7] (0:11.95)	0:50.09 [8] (0:12.11)	0:37.98 [8] (0:12.23)	0:25.75 [9] (0:12.59)	0:13.16 [9] (0:13.16)
Average Speed [km/h]	45.3	64.2	62.0	61.2	61.1	58.6	54.6
Top Speed [km/h]	59.5	66.8	64.4	61.7	61.8	60.4	57.6
Avg. Dist. to Rail [m]	14.5	10.5	9.0	7.8	7.5	7.3	10.5
Avg. Stride Freq. [Hz]	2.3	2.5	2.4	2.4	2.4	2.3	2.2
Avg. Stride Length [m]	5.6	7.2	7.2	7.2	7.1	7.0	6.8



- [] Ranking at each section and finish
- .-.- No data available at this section
- NA No data available