



Toowoomba QLD Professional

Race 2: LIVING TURF Maiden Plate - 1200m

15 July 2023 - 17:35



Track Rating: Good 4 , Weather: Fine, Rail Position: +4m Entire

| Section | | Overall | 1000m | 800m | 600m | 400m | 200m | Last 600m | | | | | |
|-------------|--|----------------------|----------------------|----------------------|---------------------------|---------------------------|---------------------------|---------------------------|---------------------------|---------------------------|---------|------------------------|----|
| Field Times | | 1:14.42 (0:13.19) | 1:01.23 (0:11.48) | 0:49.75 (0:12.12) | 0:37.63 (0:12.66) | 0:24.97 (0:12.70) | 0:12.27 (0:12.27) | 0:37.63 | | | | | |
| Rank | TAB Horse/Jockey | Barrier | Top Speed [km/h] | Fastest Section | Margin | | | | | | | Distance Travelled [m] | |
| 1 | 2 TROPIC SANDS Justin Huxtable | 8 | 66.3 Overall | 0:11.55 1000m | 1:14.42 [1] (0:13.20) | 1:01.22 [3] (0:11.55) | 0:49.67 [3] (0:12.11) | 0:37.56 [2] (0:12.69) | 0:24.87 [3] (0:12.60) | 0:12.27 [1] (0:12.27) | 1:14.42 | 0:37.56 | |
| 2 | 7 DUCHESS BREE Karl Zechner | 3 | 65.1 Overall | 0:11.62 1000m | 1:14.58 [2] (0:13.53) | 1:01.05 [6] (0:11.62) | 0:49.43 [7] (0:12.11) | 0:37.32 [6] (0:12.59) | 0:24.73 [5] (0:12.58) | 0:12.15 [5] (0:12.15) | 0.8L | 0:37.32 | +1 |
| 3 | 8 I WANT THAT MAN Georgina Cartwright | 10 | 66.5 Overall | 0:11.50 1000m | 1:14.97 [3] (0:13.19) | 1:01.78 [2] (0:11.50) | 0:50.28 [2] (0:12.18) | 0:38.10 [3] (0:12.66) | 0:25.44 [2] (0:12.75) | 0:12.69 [2] (0:12.69) | 3.1L | 0:38.10 | +0 |
| 4 | 1 CAPTURED IN TIME Sariah Champkin | 11 | 66.3 1000m | 0:11.64 1000m | 1:15.07 [4] (0:13.24) | 1:01.83 [4] (0:11.64) | 0:50.19 [4] (0:12.18) | 0:38.01 [4] (0:12.61) | 0:25.40 [4] (0:12.73) | 0:12.67 [3] (0:12.67) | 3.6L | 0:38.01 | +3 |
| 5 | 4 ZIPPING TOM Kenji Yoshida | 1 | 66.0 1000m | 0:11.52 1000m | 1:15.15 [5] (0:13.60) | 1:01.55 [7] (0:11.52) | 0:50.03 [6] (0:12.14) | 0:37.89 [7] (0:12.63) | 0:25.26 [6] (0:12.75) | 0:12.51 [7] (0:12.51) | 4L | 0:37.89 | -5 |
| 6 | 6 BRONZE MEMORY Chris Taylor | 9 | 66.2 1000m | 0:11.32 1000m | 1:15.19 [6] (0:14.02) | 1:01.17 [9] (0:11.32) | 0:49.85 [8] (0:12.10) | 0:37.75 [8] (0:12.61) | 0:25.14 [7] (0:12.74) | 0:12.40 [8] (0:12.40) | 4.2L | 0:37.75 | -4 |
| 7 | 10 ST ROSE Wanderson D'Avila | 13 | 65.6 1000m | 0:11.69 1000m | 1:15.20 [7] (0:13.83) | 1:01.37 [8] (0:11.69) | 0:49.68 [9] (0:12.09) | 0:37.59 [9] (0:12.64) | 0:24.95 [9] (0:12.35) | 0:12.60 [6] (0:12.60) | 4.3L | 0:37.59 | +2 |
| 8 | 3 SQUIDGEN Nathan Evans | 4 | 66.6 Overall | 0:11.48 1000m | 1:16.05 [8] (0:13.19) | 1:02.86 [1] (0:11.48) | 0:51.38 [1] (0:12.12) | 0:39.26 [1] (0:12.66) | 0:26.60 [1] (0:12.97) | 0:13.63 [4] (0:13.63) | 9.1L | 0:39.26 | -4 |
| 9 | 11 METHIL Les Tilley | 14 | 65.3 1000m | 0:11.55 1000m | 1:16.29 [9] (0:13.48) | 1:02.81 [5] (0:11.55) | 0:51.26 [5] (0:12.21) | 0:39.05 [5] (0:12.84) | 0:26.21 [8] (0:12.90) | 0:13.31 [9] (0:13.31) | 10.4L | 0:39.05 | +4 |
| 10 | 13 TRUTH OR DARE Justin Stanley | 12 | 64.1 1000m | 0:11.96 1000m | 1:17.83 [10] (0:14.08) | 1:03.75 [10] (0:11.96) | 0:51.79 [10] (0:12.30) | 0:39.49 [10] (0:13.07) | 0:26.42 [10] (0:13.19) | 0:13.23 [10] (0:13.23) | 19.4L | 0:39.49 | -1 |

Scratched: Artiesfly (#5), Look At Rosa (#9), Romantic Thoughts (#12), Hector Sagoa (#14)

Report Created: Sat 15 July 2023 20:39 GMT+10 (Note: Timing is based on position data)

Page 1/11

[] Ranking at each section and finish
 -:-:- No data available at this section
 NA No data available
 SCN Saddle cloth number
 DNF Did not finish
 DNT Did not track

data processed by TRIPLESDATA



| | |
|--------------------------------|-----------------|
| Horse/Jockey Name | Tropic Sands |
| Final Rank | 1 |
| Fastest Section Time (Section) | 0:11.55 (1000m) |
| Top Speed [km/h] (Section) | 66.3 (Overall) |
| Race State | Finished |



Toowoomba QLD Professional

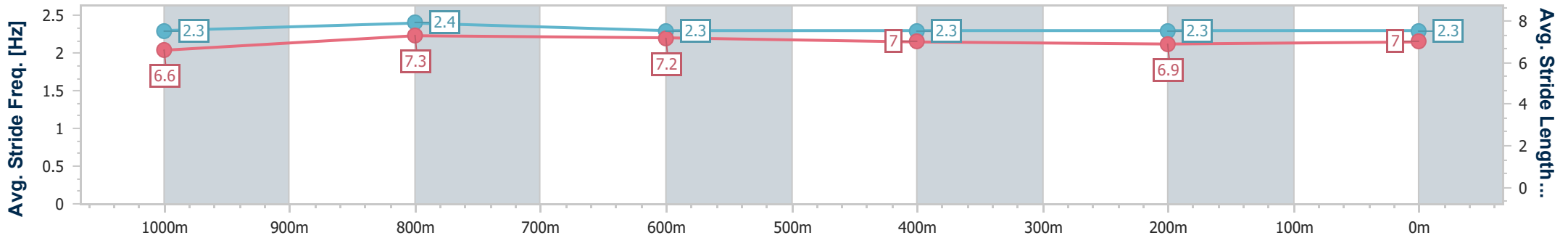
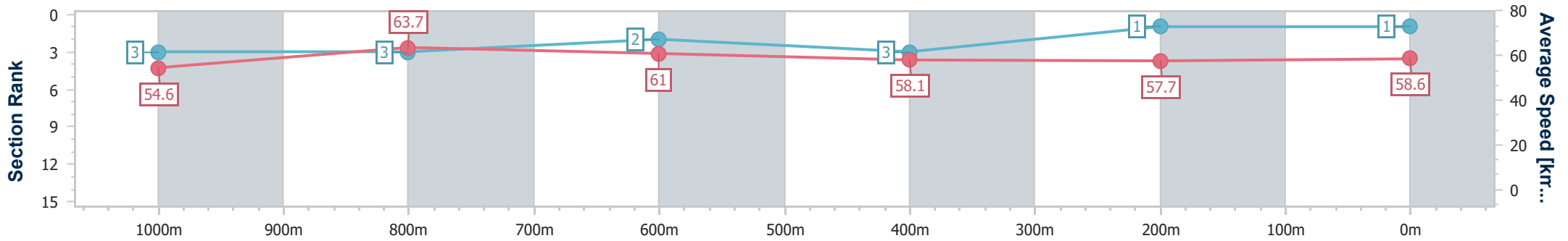
Race 2: LIVING TURF Maiden Plate - 1200m

15 July 2023 - 17:35



Track Rating: Good 4 , Weather: Fine, Rail Position: +4m Entire

| Section | Overall | 1000m | 800m | 600m | 400m | 200m |
|------------------------|--------------------------|--------------------------|--------------------------|--------------------------|--------------------------|--------------------------|
| Section Times | 1:14.42 [1] (0:13.20) | 1:01.22 [3] (0:11.55) | 0:49.67 [3] (0:12.11) | 0:37.56 [2] (0:12.69) | 0:24.87 [3] (0:12.60) | 0:12.27 [1] (0:12.27) |
| Average Speed [km/h] | 54.6 | 63.7 | 61.0 | 58.1 | 57.7 | 58.6 |
| Top Speed [km/h] | 66.3 | 65.6 | 62.2 | 60.6 | 59.9 | 59.3 |
| Avg. Dist. to Rail [m] | 8.4 | 6.4 | 7.2 | 4.9 | 3.0 | 2.2 |
| Avg. Stride Freq. [Hz] | 2.3 | 2.4 | 2.3 | 2.3 | 2.3 | 2.3 |
| Avg. Stride Length [m] | 6.6 | 7.3 | 7.2 | 7.0 | 6.9 | 7.0 |



- [] Ranking at each section and finish
- .-.- No data available at this section
- NA No data available



| | |
|--------------------------------|-----------------|
| Horse/Jockey Name | Duchess Bree |
| Final Rank | 2 |
| Fastest Section Time (Section) | 0:11.62 (1000m) |
| Top Speed [km/h] (Section) | 65.1 (Overall) |
| Race State | Finished |



Toowoomba QLD Professional

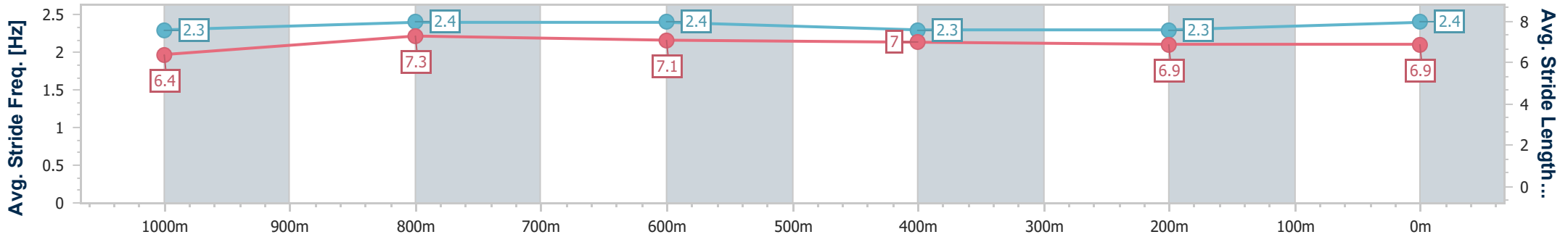
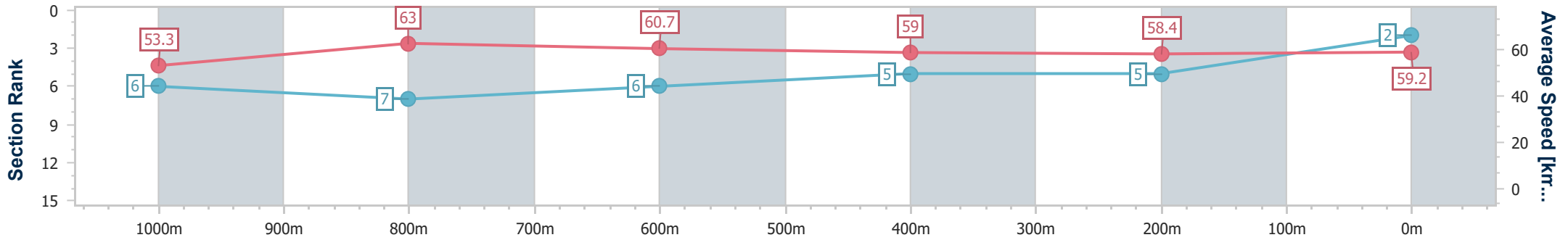
Race 2: LIVING TURF Maiden Plate - 1200m

15 July 2023 - 17:35



Track Rating: Good 4 , Weather: Fine, Rail Position: +4m Entire

| Section | Overall | 1000m | 800m | 600m | 400m | 200m |
|------------------------|--------------------------|--------------------------|--------------------------|--------------------------|--------------------------|-------------|
| Section Times | 1:14.58 [2] (0:13.53) | 1:01.05 [6] (0:11.62) | 0:49.43 [7] (0:12.11) | 0:37.32 [6] (0:12.59) | 0:24.73 [5] (0:12.58) | 0:12.15 [5] |
| Average Speed [km/h] | 53.3 | 63.0 | 60.7 | 59.0 | 58.4 | 59.2 |
| Top Speed [km/h] | 65.1 | 64.7 | 62.0 | 61.4 | 59.9 | 60.2 |
| Avg. Dist. to Rail [m] | 6.1 | 5.2 | 5.7 | 6.6 | 5.6 | 5.6 |
| Avg. Stride Freq. [Hz] | 2.3 | 2.4 | 2.4 | 2.3 | 2.3 | 2.4 |
| Avg. Stride Length [m] | 6.4 | 7.3 | 7.1 | 7.0 | 6.9 | 6.9 |



- [] Ranking at each section and finish
- .-.- No data available at this section
- NA No data available



| | |
|--------------------------------|-----------------|
| Horse/Jockey Name | I Want That Man |
| Final Rank | 3 |
| Fastest Section Time (Section) | 0:11.50 (1000m) |
| Top Speed [km/h] (Section) | 66.5 (Overall) |
| Race State | Finished |



Toowoomba QLD Professional

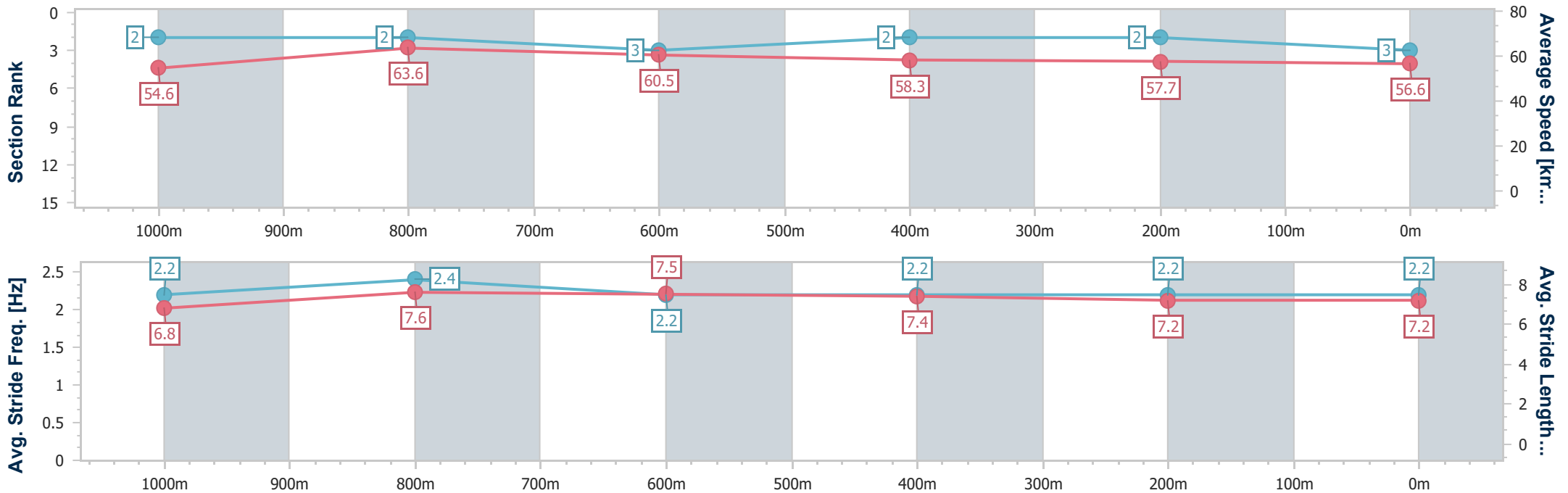
Race 2: LIVING TURF Maiden Plate - 1200m

15 July 2023 - 17:35



Track Rating: Good 4 , Weather: Fine, Rail Position: +4m Entire

| Section | Overall | 1000m | 800m | 600m | 400m | 200m |
|------------------------|--------------------------|--------------------------|--------------------------|--------------------------|--------------------------|--------------------------|
| Section Times | 1:14.97 [3] (0:13.19) | 1:01.78 [2] (0:11.50) | 0:50.28 [2] (0:12.18) | 0:38.10 [3] (0:12.66) | 0:25.44 [2] (0:12.75) | 0:12.69 [2] (0:12.69) |
| Average Speed [km/h] | 54.6 | 63.6 | 60.5 | 58.3 | 57.7 | 56.6 |
| Top Speed [km/h] | 66.5 | 66.5 | 62.0 | 59.8 | 58.5 | 57.9 |
| Avg. Dist. to Rail [m] | 8.8 | 5.6 | 5.5 | 5.1 | 6.2 | 6.0 |
| Avg. Stride Freq. [Hz] | 2.2 | 2.4 | 2.2 | 2.2 | 2.2 | 2.2 |
| Avg. Stride Length [m] | 6.8 | 7.6 | 7.5 | 7.4 | 7.2 | 7.2 |



- [] Ranking at each section and finish
- .-.- No data available at this section
- NA No data available



| | |
|--------------------------------|------------------|
| Horse/Jockey Name | Captured In Time |
| Final Rank | 4 |
| Fastest Section Time (Section) | 0:11.64 (1000m) |
| Top Speed [km/h] (Section) | 66.3 (1000m) |
| Race State | Finished |



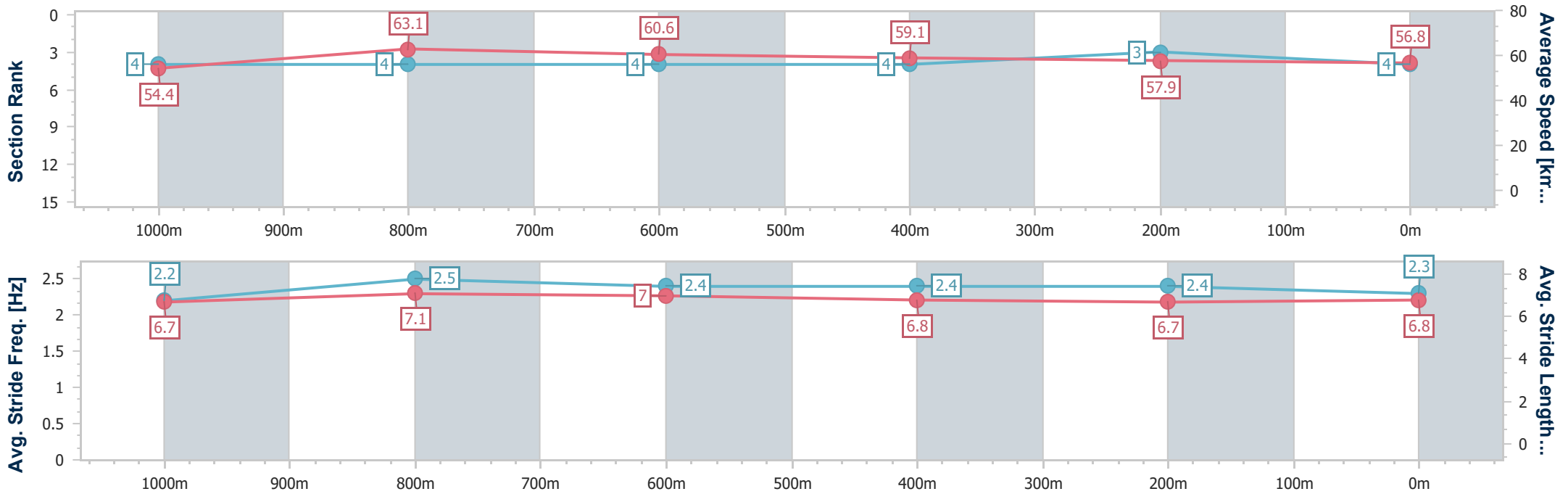
Toowoomba QLD Professional
Race 2: LIVING TURF Maiden Plate - 1200m



15 July 2023 - 17:35

Track Rating: Good 4 , Weather: Fine, Rail Position: +4m Entire

| Section | Overall | 1000m | 800m | 600m | 400m | 200m |
|------------------------|--------------------------|--------------------------|--------------------------|--------------------------|--------------------------|--------------------------|
| Section Times | 1:15.07 [4] (0:13.24) | 1:01.83 [4] (0:11.64) | 0:50.19 [4] (0:12.18) | 0:38.01 [4] (0:12.61) | 0:25.40 [4] (0:12.73) | 0:12.67 [3] (0:12.67) |
| Average Speed [km/h] | 54.4 | 63.1 | 60.6 | 59.1 | 57.9 | 56.8 |
| Top Speed [km/h] | 65.9 | 66.3 | 62.7 | 60.3 | 59.8 | 58.2 |
| Avg. Dist. to Rail [m] | 12.1 | 6.5 | 6.6 | 6.6 | 6.8 | 6.9 |
| Avg. Stride Freq. [Hz] | 2.2 | 2.5 | 2.4 | 2.4 | 2.4 | 2.3 |
| Avg. Stride Length [m] | 6.7 | 7.1 | 7.0 | 6.8 | 6.7 | 6.8 |



- [] Ranking at each section and finish
- .-.- No data available at this section
- NA No data available



| | |
|--------------------------------|-----------------|
| Horse/Jockey Name | Zippering Tom |
| Final Rank | 5 |
| Fastest Section Time (Section) | 0:11.52 (1000m) |
| Top Speed [km/h] (Section) | 66.0 (1000m) |
| Race State | Finished |



Toowoomba QLD Professional

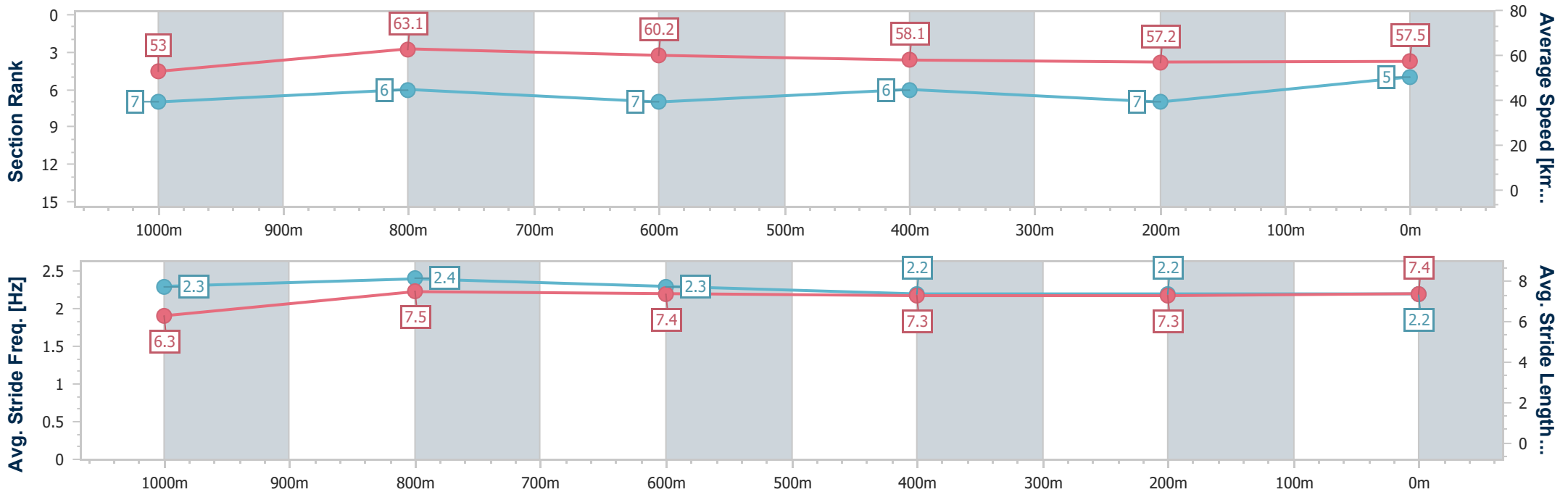
Race 2: LIVING TURF Maiden Plate - 1200m

15 July 2023 - 17:35

Track Rating: Good 4 , Weather: Fine, Rail Position: +4m Entire



| Section | Overall | 1000m | 800m | 600m | 400m | 200m |
|------------------------|--------------------------|--------------------------|--------------------------|--------------------------|--------------------------|--------------------------|
| Section Times | 1:15.15 [5] (0:13.60) | 1:01.55 [7] (0:11.52) | 0:50.03 [6] (0:12.14) | 0:37.89 [7] (0:12.63) | 0:25.26 [6] (0:12.75) | 0:12.51 [7] (0:12.51) |
| Average Speed [km/h] | 53.0 | 63.1 | 60.2 | 58.1 | 57.2 | 57.5 |
| Top Speed [km/h] | 65.6 | 66.0 | 61.6 | 60.0 | 57.9 | 58.6 |
| Avg. Dist. to Rail [m] | 6.0 | 3.9 | 3.8 | 4.0 | 4.1 | 4.0 |
| Avg. Stride Freq. [Hz] | 2.3 | 2.4 | 2.3 | 2.2 | 2.2 | 2.2 |
| Avg. Stride Length [m] | 6.3 | 7.5 | 7.4 | 7.3 | 7.3 | 7.4 |



- [] Ranking at each section and finish
- .-.- No data available at this section
- NA No data available



| | |
|--------------------------------|-----------------|
| Horse/Jockey Name | Bronze Memory |
| Final Rank | 6 |
| Fastest Section Time (Section) | 0:11.32 (1000m) |
| Top Speed [km/h] (Section) | 66.2 (1000m) |
| Race State | Finished |



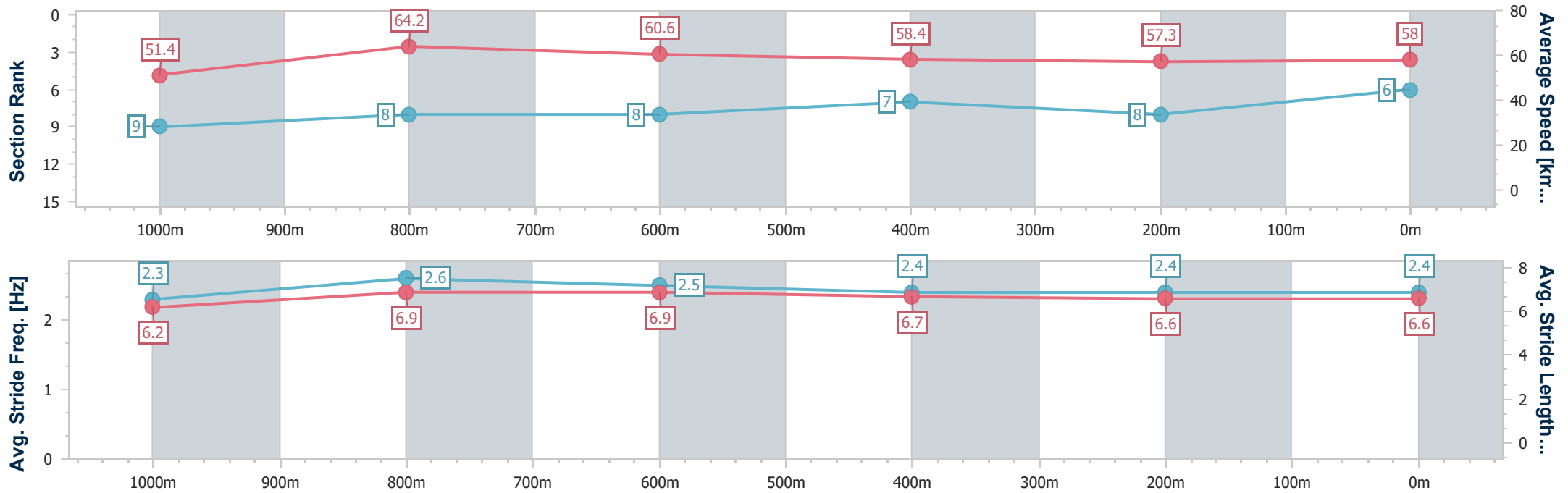
Toowoomba QLD Professional
Race 2: LIVING TURF Maiden Plate - 1200m



15 July 2023 - 17:35

Track Rating: Good 4 , Weather: Fine, Rail Position: +4m Entire

| Section | Overall | 1000m | 800m | 600m | 400m | 200m |
|------------------------|--------------------------|--------------------------|--------------------------|--------------------------|--------------------------|--------------------------|
| Section Times | 1:15.19 [6] (0:14.02) | 1:01.17 [9] (0:11.32) | 0:49.85 [8] (0:12.10) | 0:37.75 [8] (0:12.61) | 0:25.14 [7] (0:12.74) | 0:12.40 [8] (0:12.40) |
| Average Speed [km/h] | 51.4 | 64.2 | 60.6 | 58.4 | 57.3 | 58.0 |
| Top Speed [km/h] | 64.6 | 66.2 | 62.0 | 59.9 | 58.6 | 58.9 |
| Avg. Dist. to Rail [m] | 5.1 | 3.1 | 4.8 | 4.4 | 4.6 | 7.7 |
| Avg. Stride Freq. [Hz] | 2.3 | 2.6 | 2.5 | 2.4 | 2.4 | 2.4 |
| Avg. Stride Length [m] | 6.2 | 6.9 | 6.9 | 6.7 | 6.6 | 6.6 |



- [] Ranking at each section and finish
- .-.- No data available at this section
- NA No data available



| | |
|--------------------------------|-----------------|
| Horse/Jockey Name | St Rose |
| Final Rank | 7 |
| Fastest Section Time (Section) | 0:11.69 (1000m) |
| Top Speed [km/h] (Section) | 65.6 (1000m) |
| Race State | Finished |



Toowoomba QLD Professional

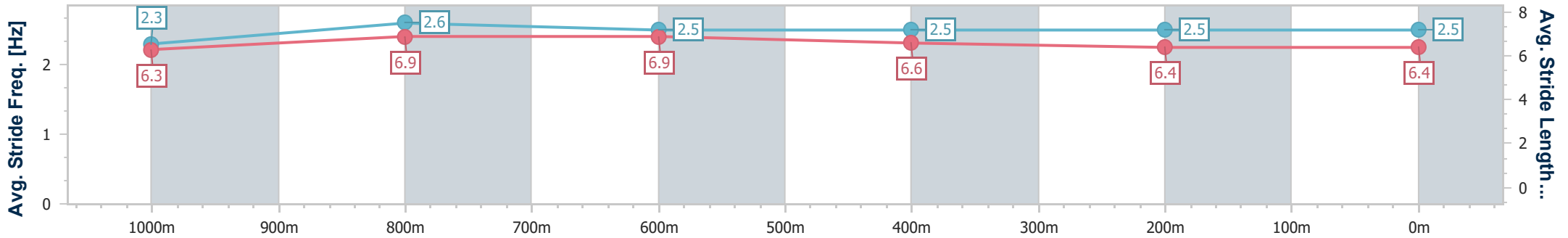
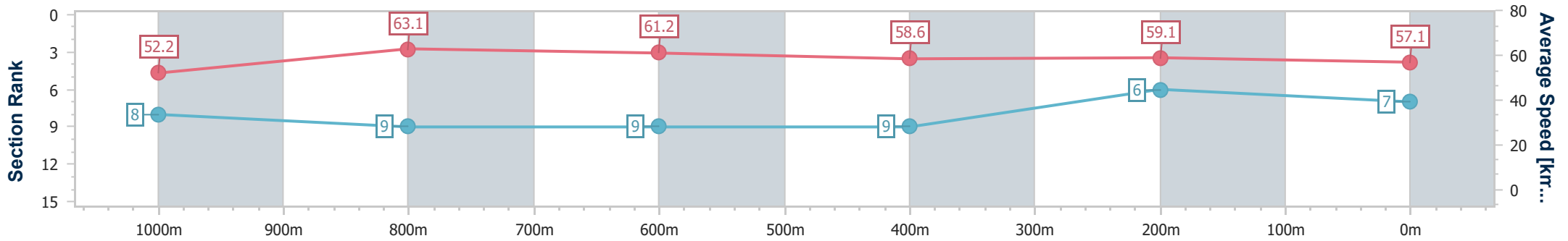
Race 2: LIVING TURF Maiden Plate - 1200m

15 July 2023 - 17:35

Track Rating: Good 4 , Weather: Fine, Rail Position: +4m Entire



| Section | Overall | 1000m | 800m | 600m | 400m | 200m |
|------------------------|--------------------------|--------------------------|--------------------------|--------------------------|--------------------------|--------------------------|
| Section Times | 1:15.20 [7] (0:13.83) | 1:01.37 [8] (0:11.69) | 0:49.68 [9] (0:12.09) | 0:37.59 [9] (0:12.64) | 0:24.95 [9] (0:12.35) | 0:12.60 [6] (0:12.60) |
| Average Speed [km/h] | 52.2 | 63.1 | 61.2 | 58.6 | 59.1 | 57.1 |
| Top Speed [km/h] | 64.2 | 65.6 | 63.6 | 60.0 | 60.9 | 60.0 |
| Avg. Dist. to Rail [m] | 12.8 | 7.5 | 7.5 | 5.7 | 4.5 | 7.3 |
| Avg. Stride Freq. [Hz] | 2.3 | 2.6 | 2.5 | 2.5 | 2.5 | 2.5 |
| Avg. Stride Length [m] | 6.3 | 6.9 | 6.9 | 6.6 | 6.4 | 6.4 |



- [] Ranking at each section and finish
- .-.- No data available at this section
- NA No data available



| | |
|--------------------------------|-----------------|
| Horse/Jockey Name | Squidgen |
| Final Rank | 8 |
| Fastest Section Time (Section) | 0:11.48 (1000m) |
| Top Speed [km/h] (Section) | 66.6 (Overall) |
| Race State | Finished |



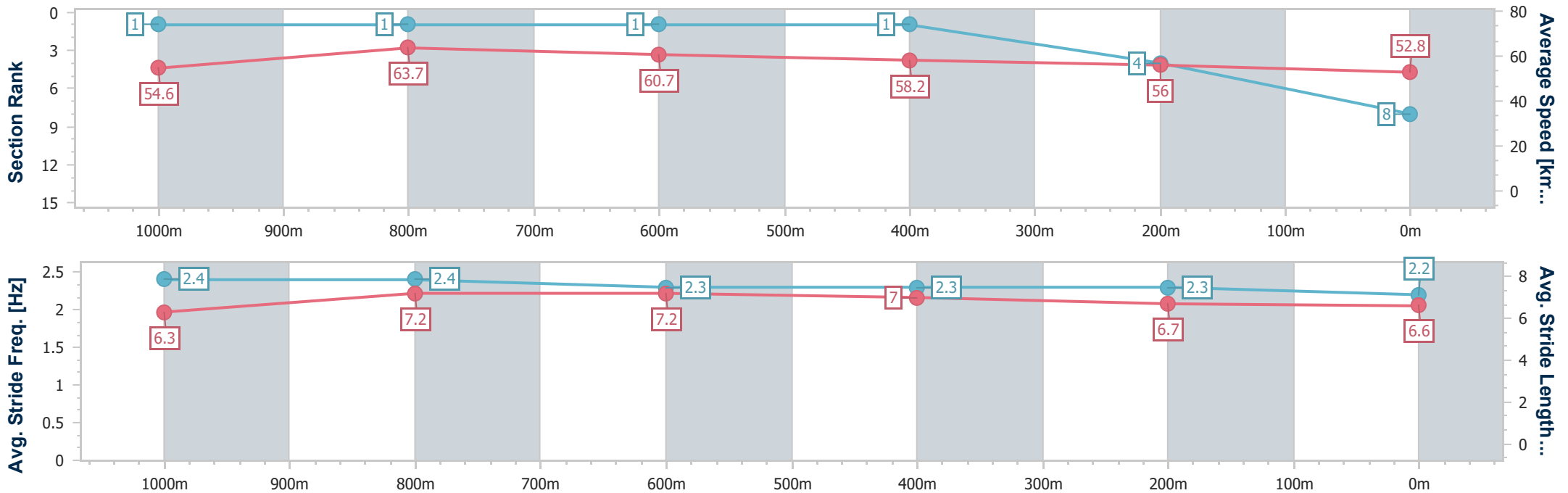
Toowoomba QLD Professional
Race 2: LIVING TURF Maiden Plate - 1200m



15 July 2023 - 17:35

Track Rating: Good 4 , Weather: Fine, Rail Position: +4m Entire

| Section | Overall | 1000m | 800m | 600m | 400m | 200m |
|------------------------|--------------------------|--------------------------|--------------------------|--------------------------|--------------------------|--------------------------|
| Section Times | 1:16.05 [8] (0:13.19) | 1:02.86 [1] (0:11.48) | 0:51.38 [1] (0:12.12) | 0:39.26 [1] (0:12.66) | 0:26.60 [1] (0:12.97) | 0:13.63 [4] (0:13.63) |
| Average Speed [km/h] | 54.6 | 63.7 | 60.7 | 58.2 | 56.0 | 52.8 |
| Top Speed [km/h] | 66.6 | 66.4 | 62.1 | 59.7 | 57.0 | 54.6 |
| Avg. Dist. to Rail [m] | 7.0 | 4.7 | 5.5 | 4.5 | 2.8 | 2.4 |
| Avg. Stride Freq. [Hz] | 2.4 | 2.4 | 2.3 | 2.3 | 2.3 | 2.2 |
| Avg. Stride Length [m] | 6.3 | 7.2 | 7.2 | 7.0 | 6.7 | 6.6 |



- [] Ranking at each section and finish
- .-.- No data available at this section
- NA No data available



| | |
|--------------------------------|-----------------|
| Horse/Jockey Name | Methil |
| Final Rank | 9 |
| Fastest Section Time (Section) | 0:11.55 (1000m) |
| Top Speed [km/h] (Section) | 65.3 (1000m) |
| Race State | Finished |



Toowoomba QLD Professional

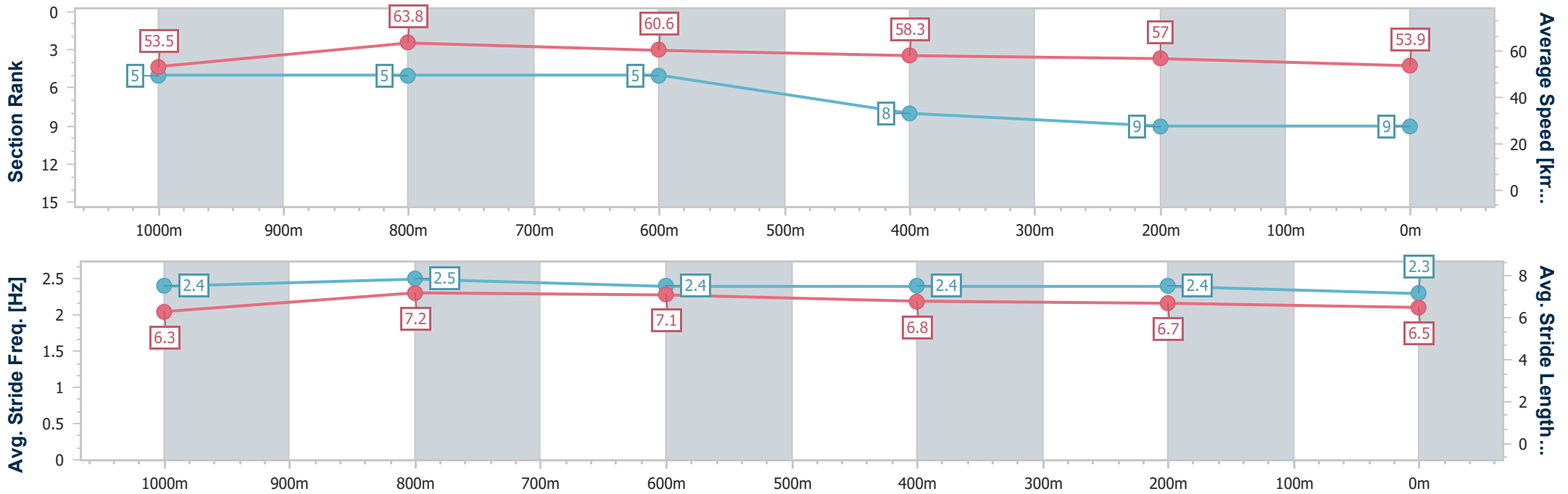
Race 2: LIVING TURF Maiden Plate - 1200m

15 July 2023 - 17:35



Track Rating: Good 4 , Weather: Fine, Rail Position: +4m Entire

| Section | Overall | 1000m | 800m | 600m | 400m | 200m |
|------------------------|--------------------------|--------------------------|--------------------------|--------------------------|--------------------------|--------------------------|
| Section Times | 1:16.29 [9] (0:13.48) | 1:02.81 [5] (0:11.55) | 0:51.26 [5] (0:12.21) | 0:39.05 [5] (0:12.84) | 0:26.21 [8] (0:12.90) | 0:13.31 [9] (0:13.31) |
| Average Speed [km/h] | 53.5 | 63.8 | 60.6 | 58.3 | 57.0 | 53.9 |
| Top Speed [km/h] | 65.3 | 65.3 | 62.2 | 60.4 | 58.5 | 55.2 |
| Avg. Dist. to Rail [m] | 14.7 | 7.3 | 7.3 | 7.5 | 6.0 | 6.9 |
| Avg. Stride Freq. [Hz] | 2.4 | 2.5 | 2.4 | 2.4 | 2.4 | 2.3 |
| Avg. Stride Length [m] | 6.3 | 7.2 | 7.1 | 6.8 | 6.7 | 6.5 |



- [] Ranking at each section and finish
- .-.- No data available at this section
- NA No data available



| | |
|--------------------------------|-----------------|
| Horse/Jockey Name | Truth Or Dare |
| Final Rank | 10 |
| Fastest Section Time (Section) | 0:11.96 (1000m) |
| Top Speed [km/h] (Section) | 64.1 (1000m) |
| Race State | Finished |



Toowoomba QLD Professional

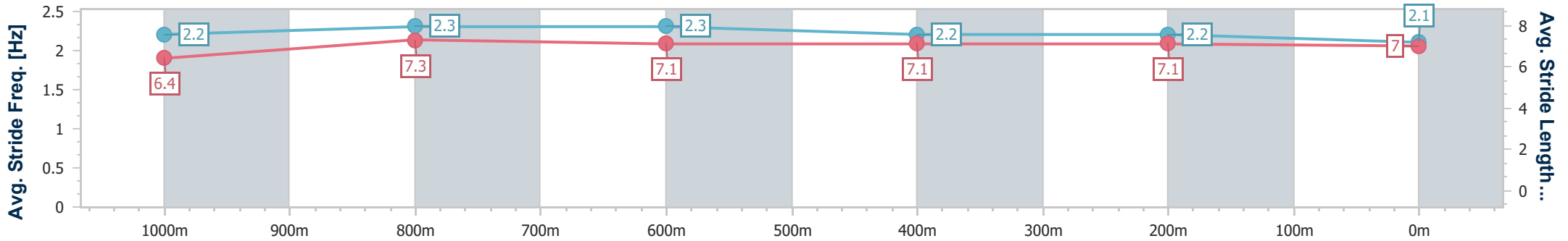
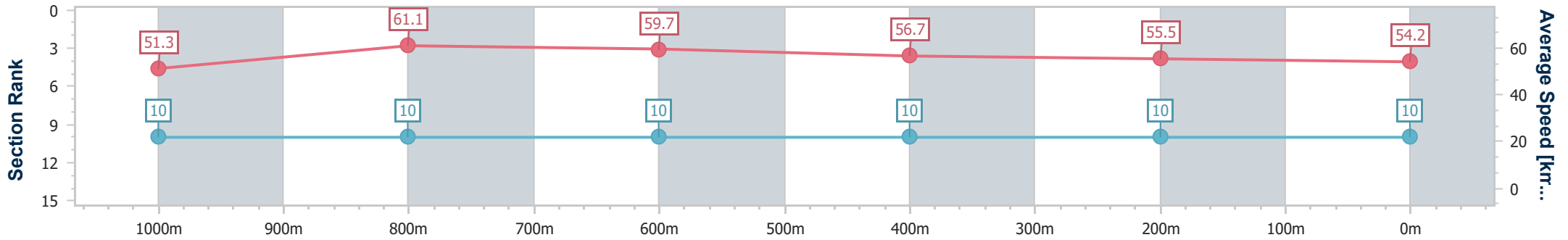
Race 2: LIVING TURF Maiden Plate - 1200m

15 July 2023 - 17:35



Track Rating: Good 4 , Weather: Fine, Rail Position: +4m Entire

| Section | Overall | 1000m | 800m | 600m | 400m | 200m |
|------------------------|---------------------------|---------------------------|---------------------------|---------------------------|---------------------------|---------------------------|
| Section Times | 1:17.83 [10] (0:14.08) | 1:03.75 [10] (0:11.96) | 0:51.79 [10] (0:12.30) | 0:39.49 [10] (0:13.07) | 0:26.42 [10] (0:13.19) | 0:13.23 [10] (0:13.23) |
| Average Speed [km/h] | 51.3 | 61.1 | 59.7 | 56.7 | 55.5 | 54.2 |
| Top Speed [km/h] | 62.1 | 64.1 | 61.4 | 59.1 | 57.1 | 56.9 |
| Avg. Dist. to Rail [m] | 9.0 | 5.0 | 5.2 | 5.7 | 4.7 | 4.5 |
| Avg. Stride Freq. [Hz] | 2.2 | 2.3 | 2.3 | 2.2 | 2.2 | 2.1 |
| Avg. Stride Length [m] | 6.4 | 7.3 | 7.1 | 7.1 | 7.1 | 7.0 |



- [] Ranking at each section and finish
- .-.- No data available at this section
- NA No data available