



# Toowoomba QLD Professional

## Race 3: PRYDE'S EASIFEED BENCHMARK 70 Handicap - 1100m

15 July 2023 - 18:10



Track Rating: Good 4 , Weather: , Rail Position: +4m Entire

Section		Overall										Last 600m	
Field Times		1:06.76										0:36.00	
		(0:08.03)											
		1000m											
		0:58.73											
		(0:11.09)											
		800m											
		0:47.64											
		(0:11.64)											
		600m											
		0:36.00											
		(0:11.94)											
		400m											
		0:24.06											
		(0:11.93)											
		200m											
		0:12.13											
		(0:12.13)											
Rank	TAB	Horse/Jockey	Barrier	Top Speed [km/h]	Fastest Section	Overall	1000m	800m	600m	400m	200m	Margin	Distance Travelled [m]
1	4	RUSHEEN	6	66.7	0:08.07	1:06.76 [1]	0:58.69 [2]	0:47.38 [2]	0:35.87 [2]	0:23.92 [2]	0:12.13 [1]	1:06.76	0:35.87
		Georgina Cartwright		1000m	Overall	(0:08.07)	(0:11.31)	(0:11.51)	(0:11.95)	(0:11.79)	(0:12.13)		
2	9	SADDLE BOY	7	67.6	0:08.03	1:06.82 [2]	0:58.79 [1]	0:47.70 [1]	0:36.06 [1]	0:24.12 [1]	0:12.16 [2]	0.2L	0:36.06
		Justin Stanley		1000m	Overall	(0:08.03)	(0:11.09)	(0:11.64)	(0:11.94)	(0:11.96)	(0:12.16)		-3
3	8	HELEVA DEEL	10	66.8	0:08.55	1:06.87 [3]	0:58.32 [8]	0:46.87 [8]	0:35.32 [8]	0:23.43 [8]	0:11.63 [6]	0.4L	0:35.32
		Madeleine Wishart		1000m	Overall	(0:08.55)	(0:11.45)	(0:11.55)	(0:11.89)	(0:11.80)	(0:11.63)		+0
4	2	MISS BARTY	2	66.4	0:08.08	1:06.88 [4]	0:58.80 [3]	0:47.48 [3]	0:35.80 [3]	0:23.86 [3]	0:11.95 [3]	0.5L	0:35.80
		Justin Huxtable		1000m	Overall	(0:08.08)	(0:11.32)	(0:11.68)	(0:11.94)	(0:11.91)	(0:11.95)		-4
5	6	ATLANTIC WAY	3	66.7	0:08.25	1:07.11 [5]	0:58.86 [5]	0:47.49 [5]	0:35.77 [7]	0:23.81 [5]	0:11.96 [5]	1.8L	0:35.77
		Nathan Fazackerley		1000m	Overall	(0:08.25)	(0:11.37)	(0:11.72)	(0:11.96)	(0:11.85)	(0:11.96)		-2
6	3	VAST KAMA	8	67.3	0:08.26	1:07.16 [6]	0:58.90 [6]	0:47.54 [4]	0:36.02 [4]	0:24.03 [4]	0:12.12 [4]	2L	0:36.02
		Chris Taylor		1000m	Overall	(0:08.26)	(0:11.36)	(0:11.52)	(0:11.99)	(0:11.91)	(0:12.12)		+7
7	5	INCOMPARABLE	4	65.7	0:08.34	1:07.44 [7]	0:59.10 [7]	0:47.69 [7]	0:36.11 [6]	0:24.09 [6]	0:12.16 [7]	3.5L	0:36.11
		Les Tilley		1000m	Overall	(0:08.34)	(0:11.41)	(0:11.58)	(0:12.02)	(0:11.93)	(0:12.16)		+2
8	1	FOR MY ANNIE	5	65.8	0:08.58	1:07.69 [8]	0:59.11 [9]	0:47.63 [9]	0:36.04 [9]	0:24.08 [9]	0:12.23 [8]	4.8L	0:36.04
		Jake Molloy		1000m	Overall	(0:08.58)	(0:11.48)	(0:11.59)	(0:11.96)	(0:11.85)	(0:12.23)		+4
9	10	NEWITT	9	66.1	0:08.20	1:08.42 [9]	1:00.22 [4]	0:48.78 [6]	0:37.12 [5]	0:25.07 [7]	0:12.61 [9]	9.1L	0:37.12
		Wanderson D'Avila		1000m	Overall	(0:08.20)	(0:11.44)	(0:11.66)	(0:12.05)	(0:12.46)	(0:12.61)		+7

Scratched: Muiron (#7)



Horse/Jockey Name	Rusheen
Final Rank	1
Fastest Section Time (Section)	0:08.07 (Overall)
Top Speed [km/h] (Section)	66.7 (1000m)
Race State	Finished



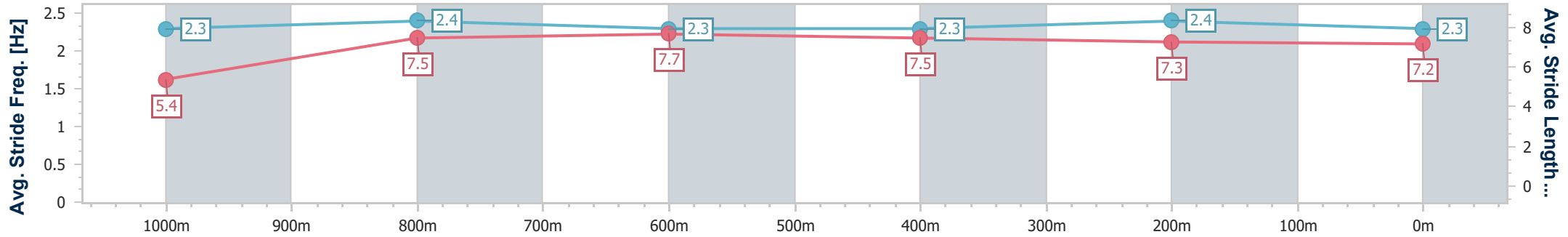
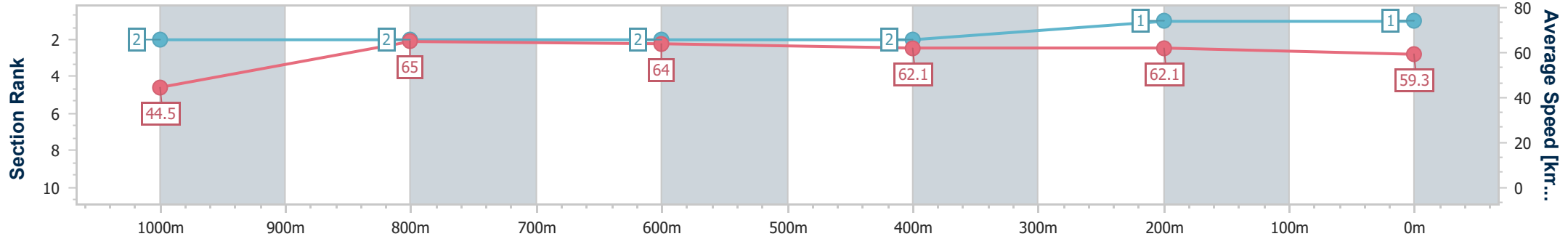
Toowoomba QLD Professional  
Race 3: PRYDE'S EASIFEED BENCHMARK 70 Handicap - 1100m



15 July 2023 - 18:10

Track Rating: Good 4 , Weather: , Rail Position: +4m Entire

Section	Overall	1000m	800m	600m	400m	200m
Section Times	1:06.76 [1] (0:08.07)	0:58.69 [2] (0:11.31)	0:47.38 [2] (0:11.51)	0:35.87 [2] (0:11.95)	0:23.92 [2] (0:11.79)	0:12.13 [1] (0:12.13)
Average Speed [km/h]	44.5	65.0	64.0	62.1	62.1	59.3
Top Speed [km/h]	63.4	66.7	65.7	63.5	63.4	61.2
Avg. Dist. to Rail [m]	8.8	6.4	6.3	5.7	4.9	6.6
Avg. Stride Freq. [Hz]	2.3	2.4	2.3	2.3	2.4	2.3
Avg. Stride Length [m]	5.4	7.5	7.7	7.5	7.3	7.2



- [ ] Ranking at each section and finish
- .-.- No data available at this section
- NA No data available



Horse/Jockey Name	Saddle Boy
Final Rank	2
Fastest Section Time (Section)	0:08.03 (Overall)
Top Speed [km/h] (Section)	67.6 (1000m)
Race State	Finished



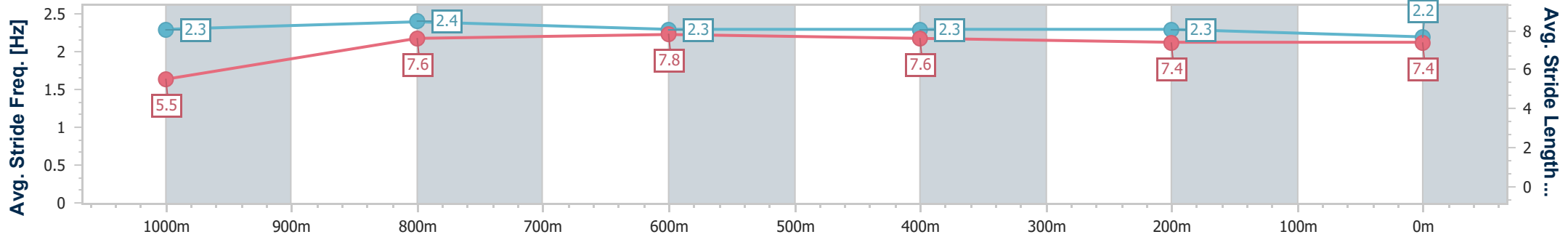
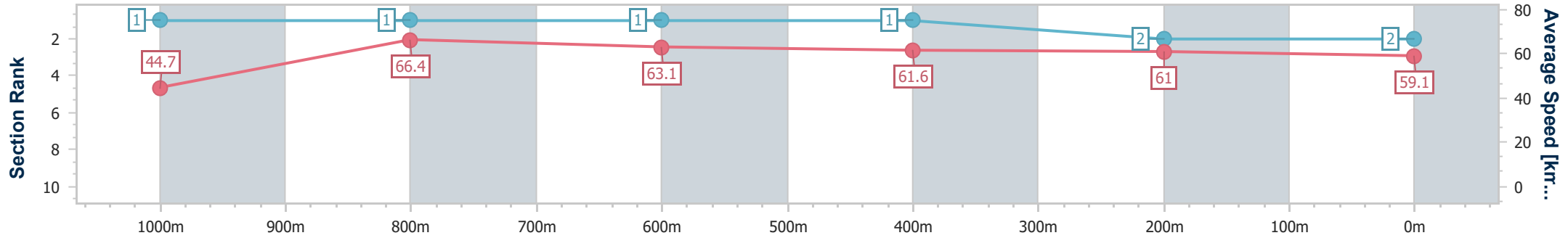
Toowoomba QLD Professional  
Race 3: PRYDE'S EASIFEED BENCHMARK 70 Handicap - 1100m



15 July 2023 - 18:10

Track Rating: Good 4 , Weather: , Rail Position: +4m Entire

Section	Overall	1000m	800m	600m	400m	200m
Section Times	1:06.82 [2] (0:08.03)	0:58.79 [1] (0:11.09)	0:47.70 [1] (0:11.64)	0:36.06 [1] (0:11.94)	0:24.12 [1] (0:11.96)	0:12.16 [2] (0:12.16)
Average Speed [km/h]	44.7	66.4	63.1	61.6	61.0	59.1
Top Speed [km/h]	65.6	67.6	65.5	62.9	61.8	60.4
Avg. Dist. to Rail [m]	10.3	7.1	5.7	4.5	3.4	4.4
Avg. Stride Freq. [Hz]	2.3	2.4	2.3	2.3	2.3	2.2
Avg. Stride Length [m]	5.5	7.6	7.8	7.6	7.4	7.4



- [ ] Ranking at each section and finish
- .-.- No data available at this section
- NA No data available



Horse/Jockey Name	Heleva Deel
Final Rank	3
Fastest Section Time (Section)	0:08.55 (Overall)
Top Speed [km/h] (Section)	66.8 (1000m)
Race State	Finished



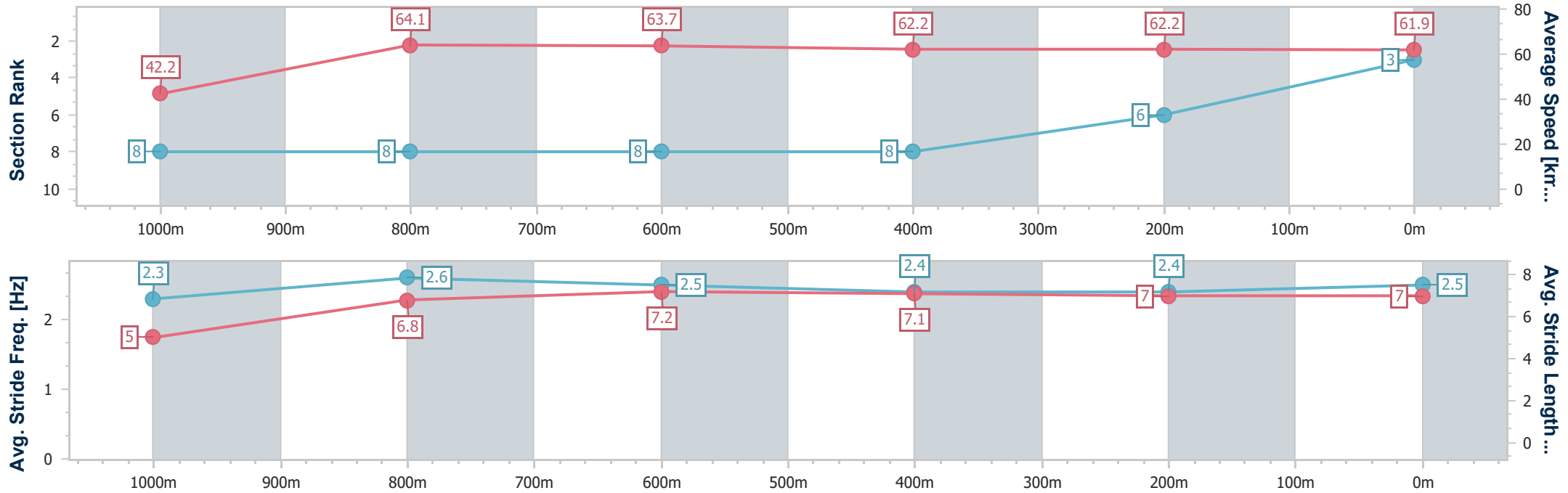
Toowoomba QLD Professional  
Race 3: PRYDE'S EASIFEED BENCHMARK 70 Handicap - 1100m



15 July 2023 - 18:10

Track Rating: Good 4 , Weather: , Rail Position: +4m Entire

Section	Overall	1000m	800m	600m	400m	200m
Section Times	1:06.87 [3] (0:08.55)	0:58.32 [8] (0:11.45)	0:46.87 [8] (0:11.55)	0:35.32 [8] (0:11.89)	0:23.43 [8] (0:11.80)	0:11.63 [6] (0:11.63)
Average Speed [km/h]	42.2	64.1	63.7	62.2	62.2	61.9
Top Speed [km/h]	60.6	66.8	64.5	64.0	63.5	64.2
Avg. Dist. to Rail [m]	13.0	6.5	6.0	5.5	5.3	7.3
Avg. Stride Freq. [Hz]	2.3	2.6	2.5	2.4	2.4	2.5
Avg. Stride Length [m]	5.0	6.8	7.2	7.1	7.0	7.0



- [ ] Ranking at each section and finish
- .-.- No data available at this section
- NA No data available



Horse/Jockey Name	Miss Barty
Final Rank	4
Fastest Section Time (Section)	0:08.08 (Overall)
Top Speed [km/h] (Section)	66.4 (1000m)
Race State	Finished



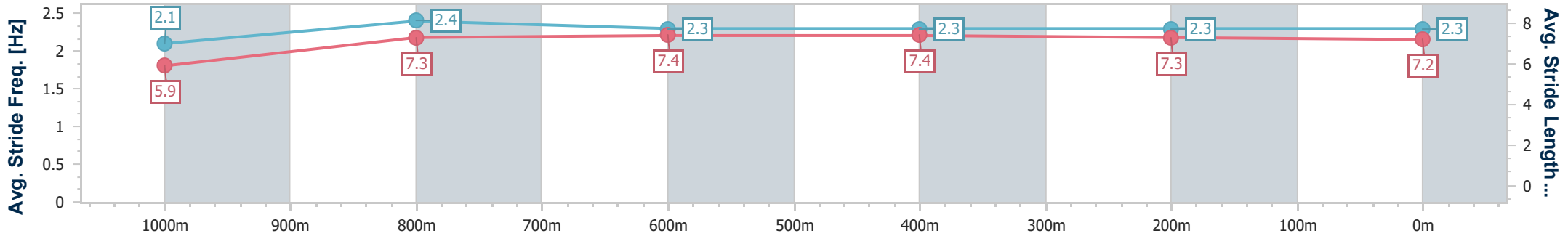
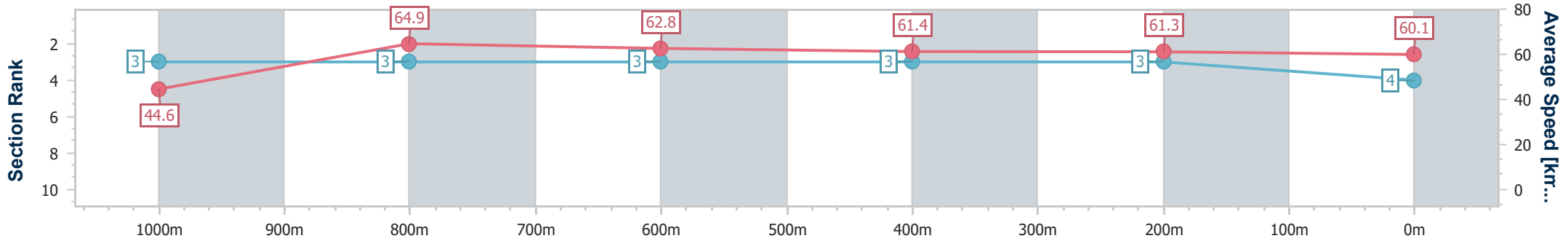
Toowoomba QLD Professional  
Race 3: PRYDE'S EASIFEED BENCHMARK 70 Handicap - 1100m



15 July 2023 - 18:10

Track Rating: Good 4 , Weather: , Rail Position: +4m Entire

Section	Overall	1000m	800m	600m	400m	200m
Section Times	1:06.88 [4] (0:08.08)	0:58.80 [3] (0:11.32)	0:47.48 [3] (0:11.68)	0:35.80 [3] (0:11.94)	0:23.86 [3] (0:11.91)	0:11.95 [3] (0:11.95)
Average Speed [km/h]	44.6	64.9	62.8	61.4	61.3	60.1
Top Speed [km/h]	62.7	66.4	65.3	63.5	62.9	61.1
Avg. Dist. to Rail [m]	7.2	6.0	5.0	3.8	4.1	7.2
Avg. Stride Freq. [Hz]	2.1	2.4	2.3	2.3	2.3	2.3
Avg. Stride Length [m]	5.9	7.3	7.4	7.4	7.3	7.2



- [ ] Ranking at each section and finish
- .-.- No data available at this section
- NA No data available



Horse/Jockey Name	Atlantic Way
Final Rank	5
Fastest Section Time (Section)	0:08.25 (Overall)
Top Speed [km/h] (Section)	66.7 (1000m)
Race State	Finished



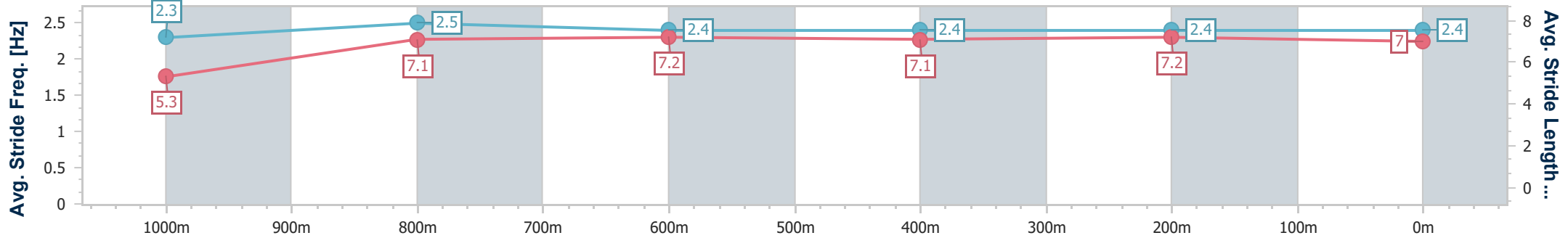
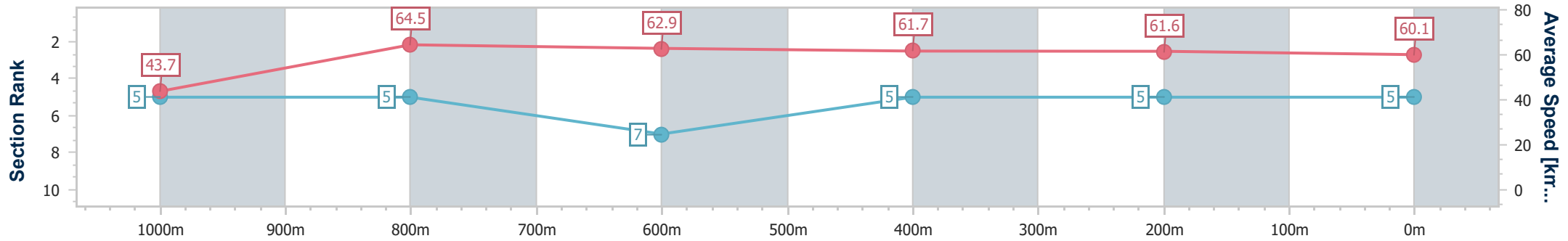
Toowoomba QLD Professional  
Race 3: PRYDE'S EASIFEED BENCHMARK 70 Handicap - 1100m



15 July 2023 - 18:10

Track Rating: Good 4 , Weather: , Rail Position: +4m Entire

Section	Overall	1000m	800m	600m	400m	200m
Section Times	1:07.11 [5] (0:08.25)	0:58.86 [5] (0:11.37)	0:47.49 [5] (0:11.72)	0:35.77 [7] (0:11.96)	0:23.81 [5] (0:11.85)	0:11.96 [5] (0:11.96)
Average Speed [km/h]	43.7	64.5	62.9	61.7	61.6	60.1
Top Speed [km/h]	61.1	66.7	64.7	63.5	62.7	62.2
Avg. Dist. to Rail [m]	7.0	6.0	6.0	5.0	3.9	3.8
Avg. Stride Freq. [Hz]	2.3	2.5	2.4	2.4	2.4	2.4
Avg. Stride Length [m]	5.3	7.1	7.2	7.1	7.2	7.0



- [ ] Ranking at each section and finish
- .-.- No data available at this section
- NA No data available



Horse/Jockey Name	Vast Kama
Final Rank	6
Fastest Section Time (Section)	0:08.26 (Overall)
Top Speed [km/h] (Section)	67.3 (1000m)
Race State	Finished



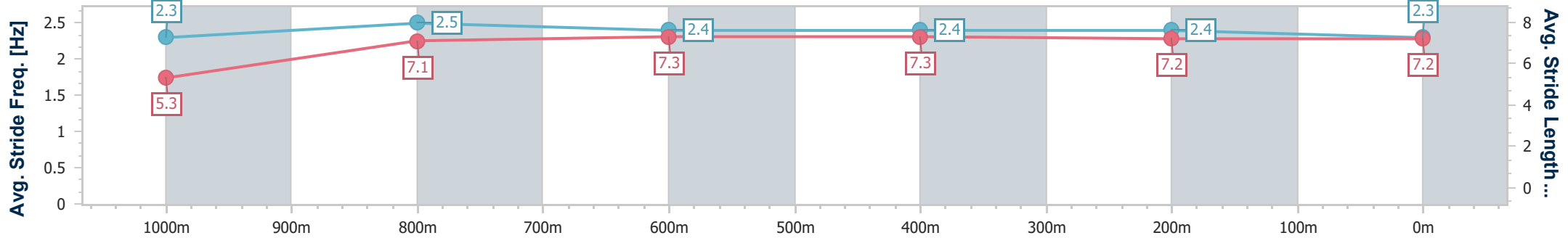
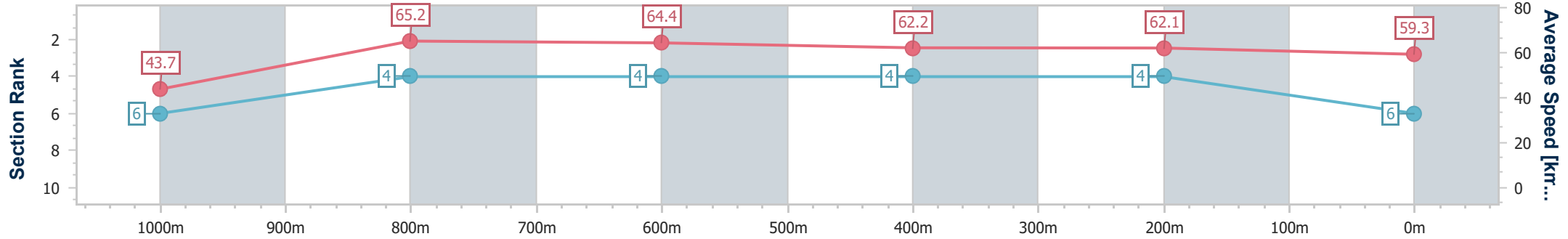
Toowoomba QLD Professional  
Race 3: PRYDE'S EASIFEED BENCHMARK 70 Handicap - 1100m



15 July 2023 - 18:10

Track Rating: Good 4 , Weather: , Rail Position: +4m Entire

Section	Overall	1000m	800m	600m	400m	200m
Section Times	1:07.16 [6] (0:08.26)	0:58.90 [6] (0:11.36)	0:47.54 [4] (0:11.52)	0:36.02 [4] (0:11.99)	0:24.03 [4] (0:11.91)	0:12.12 [4] (0:12.12)
Average Speed [km/h]	43.7	65.2	64.4	62.2	62.1	59.3
Top Speed [km/h]	64.5	67.3	66.4	63.4	63.4	61.0
Avg. Dist. to Rail [m]	11.7	9.4	7.7	7.5	7.4	9.5
Avg. Stride Freq. [Hz]	2.3	2.5	2.4	2.4	2.4	2.3
Avg. Stride Length [m]	5.3	7.1	7.3	7.3	7.2	7.2



- [ ] Ranking at each section and finish
- .-.- No data available at this section
- NA No data available



Horse/Jockey Name	Incomparable
Final Rank	7
Fastest Section Time (Section)	0:08.34 (Overall)
Top Speed [km/h] (Section)	65.7 (1000m)
Race State	Finished



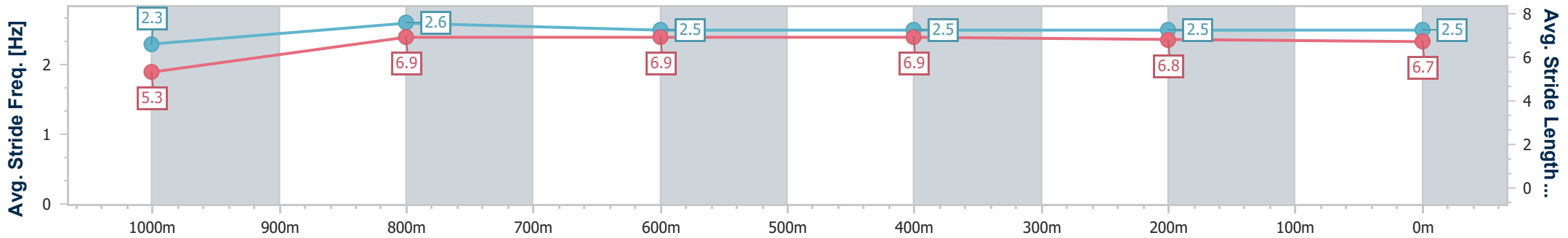
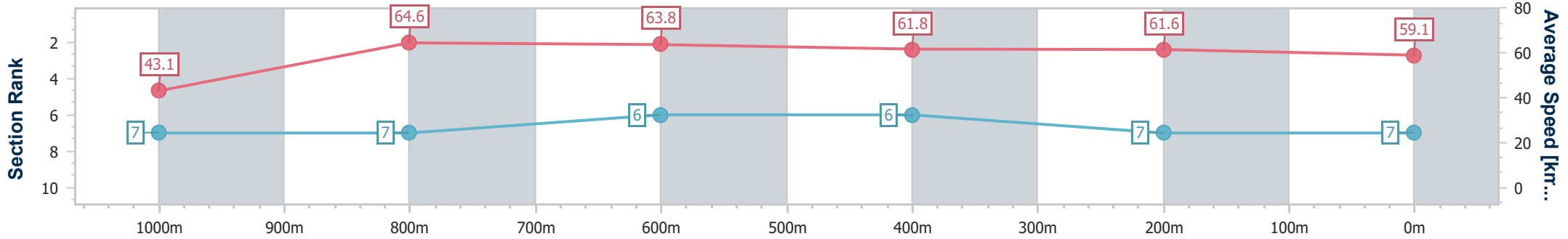
Toowoomba QLD Professional  
Race 3: PRYDE'S EASIFEED BENCHMARK 70 Handicap - 1100m



15 July 2023 - 18:10

Track Rating: Good 4 , Weather: , Rail Position: +4m Entire

Section	Overall	1000m	800m	600m	400m	200m
Section Times	1:07.44 [7] (0:08.34)	0:59.10 [7] (0:11.41)	0:47.69 [7] (0:11.58)	0:36.11 [6] (0:12.02)	0:24.09 [6] (0:11.93)	0:12.16 [7] (0:12.16)
Average Speed [km/h]	43.1	64.6	63.8	61.8	61.6	59.1
Top Speed [km/h]	62.0	65.7	65.2	64.0	62.6	61.8
Avg. Dist. to Rail [m]	8.4	7.1	6.7	6.5	6.0	7.1
Avg. Stride Freq. [Hz]	2.3	2.6	2.5	2.5	2.5	2.5
Avg. Stride Length [m]	5.3	6.9	6.9	6.9	6.8	6.7



- [ ] Ranking at each section and finish
- .-.- No data available at this section
- NA No data available





Horse/Jockey Name	For My Annie
Final Rank	8
Fastest Section Time (Section)	0:08.58 (Overall)
Top Speed [km/h] (Section)	65.8 (1000m)
Race State	Finished



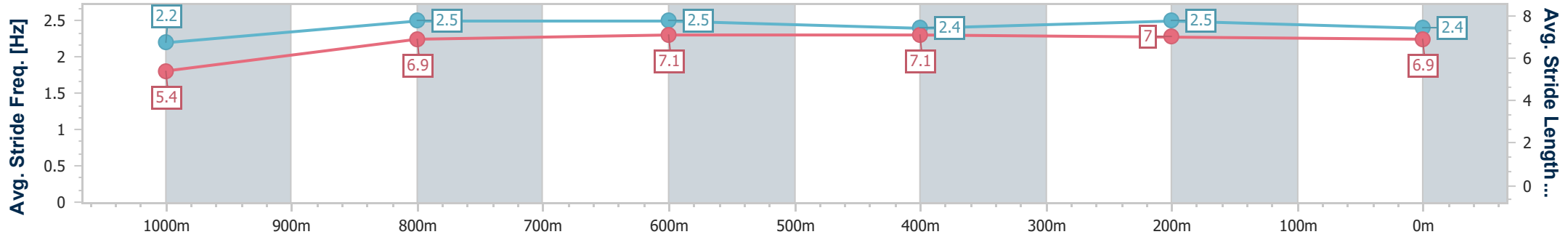
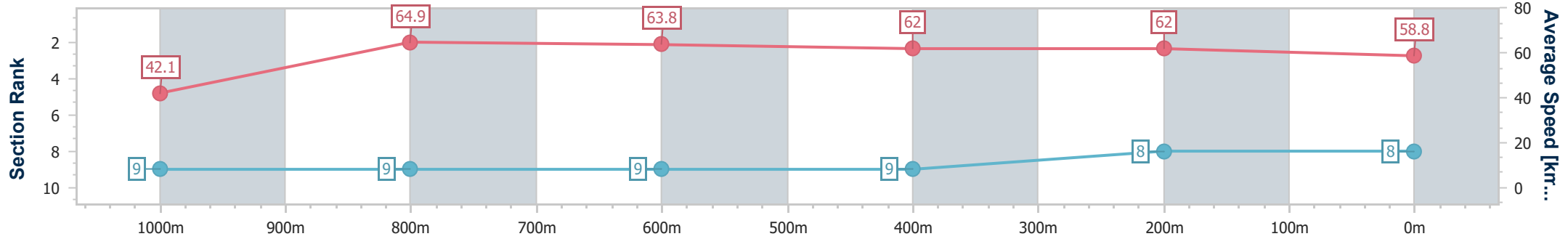
Toowoomba QLD Professional  
Race 3: PRYDE'S EASIFEED BENCHMARK 70 Handicap - 1100m



15 July 2023 - 18:10

Track Rating: Good 4 , Weather: , Rail Position: +4m Entire

Section	Overall	1000m	800m	600m	400m	200m
Section Times	1:07.69 [8] (0:08.58)	0:59.11 [9] (0:11.48)	0:47.63 [9] (0:11.59)	0:36.04 [9] (0:11.96)	0:24.08 [9] (0:11.85)	0:12.23 [8] (0:12.23)
Average Speed [km/h]	42.1	64.9	63.8	62.0	62.0	58.8
Top Speed [km/h]	63.7	65.8	65.2	65.0	64.3	59.7
Avg. Dist. to Rail [m]	11.8	10.4	7.2	6.1	5.1	4.7
Avg. Stride Freq. [Hz]	2.2	2.5	2.5	2.4	2.5	2.4
Avg. Stride Length [m]	5.4	6.9	7.1	7.1	7.0	6.9



- [ ] Ranking at each section and finish
- .-.- No data available at this section
- NA No data available



Horse/Jockey Name	Newitt
Final Rank	9
Fastest Section Time (Section)	0:08.20 (Overall)
Top Speed [km/h] (Section)	66.1 (1000m)
Race State	Finished



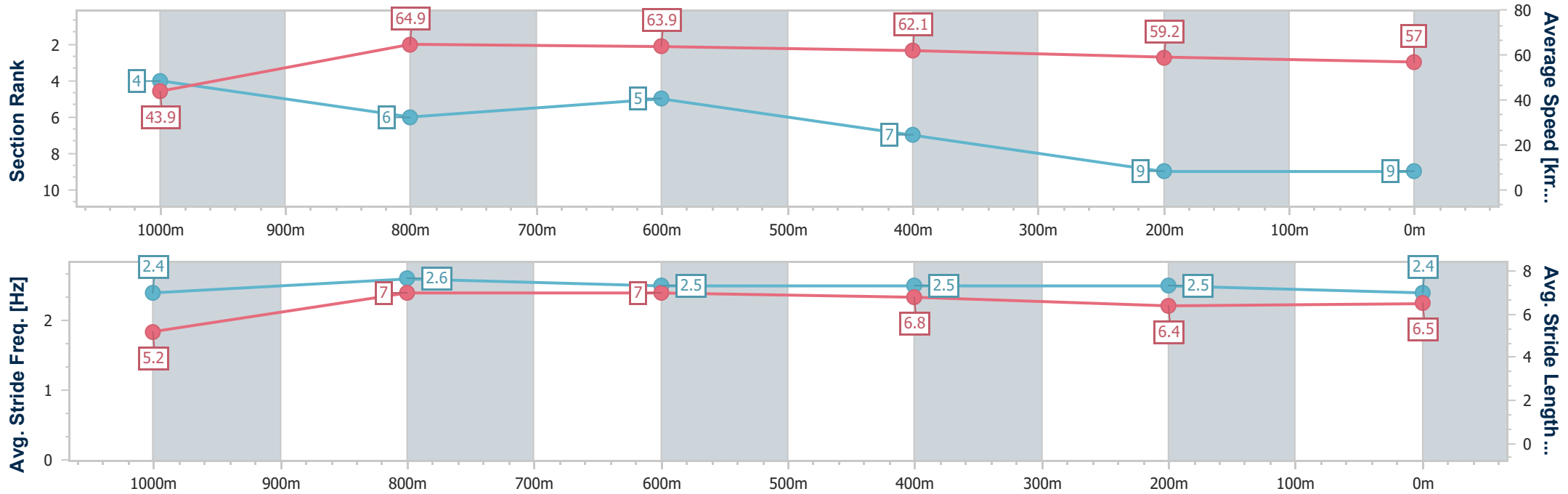
Toowoomba QLD Professional  
Race 3: PRYDE'S EASIFEED BENCHMARK 70 Handicap - 1100m



15 July 2023 - 18:10

Track Rating: Good 4 , Weather: , Rail Position: +4m Entire

Section	Overall	1000m	800m	600m	400m	200m
Section Times	1:08.42 [9] (0:08.20)	1:00.22 [4] (0:11.44)	0:48.78 [6] (0:11.66)	0:37.12 [5] (0:12.05)	0:25.07 [7] (0:12.46)	0:12.61 [9] (0:12.61)
Average Speed [km/h]	43.9	64.9	63.9	62.1	59.2	57.0
Top Speed [km/h]	60.5	66.1	65.1	63.4	60.2	58.6
Avg. Dist. to Rail [m]	13.8	9.7	9.2	7.2	7.1	8.4
Avg. Stride Freq. [Hz]	2.4	2.6	2.5	2.5	2.5	2.4
Avg. Stride Length [m]	5.2	7.0	7.0	6.8	6.4	6.5



- [ ] Ranking at each section and finish
- .-.- No data available at this section
- NA No data available