



Sunshine Coast QLD Professional
Race 5: FOLLOWMONT TRANSPORT QTIS Three-Year-Old BENCHMARK
65 Handicap - 1400m
16 July 2023 - 14:53



Track Rating: Soft 6, Weather: Overcast, Rail Position: 4m

Section		Overall	1200m	1000m	800m	600m	400m	Last 600m				
Field Times		1:25.82 (0:13.89)	1:11.93 (0:11.90)	1:00.03 (0:12.42)	0:47.61 (0:12.06)	0:35.55 (0:11.69)	0:23.86 (0:11.69)	0:35.55				
Rank	TAB Horse/Jockey	Barrier	Top Speed [km/h]	Fastest Section	Distance Travelled [m]							
1	9 SIZZLING GAL Bailey Wheeler	3	65.0 400m	0:11.24 400m	1:25.82 [1] (0:14.49)	1:11.33 [6] (0:11.91)	0:59.42 [5] (0:12.37)	0:47.05 [5] (0:12.18)	0:34.87 [5] (0:11.46)	0:23.41 [4] (0:11.24)	0:34.87	
2	4 OCEAN ZAR Ben Thompson	5	66.3 400m	0:11.07 400m	1:25.96 [2] (0:14.71)	1:11.25 [7] (0:12.00)	0:59.25 [7] (0:12.51)	0:46.74 [8] (0:12.18)	0:34.56 [8] (0:11.58)	0:22.98 [8] (0:11.07)	0:34.56	+1
3	1 THORPE Ryan Maloney	2	64.9 400m	0:11.32 400m	1:26.00 [3] (0:14.16)	1:11.84 [3] (0:11.97)	0:59.87 [3] (0:12.44)	0:47.43 [4] (0:12.26)	0:35.17 [4] (0:11.59)	0:23.58 [5] (0:11.32)	0:35.17	+2
4	11 BETTER STRINGS Taylor Marshall	6	65.2 400m	0:11.31 400m	1:26.18 [4] (0:14.73)	1:11.45 [8] (0:12.02)	0:59.43 [8] (0:12.39)	0:47.04 [7] (0:12.17)	0:34.87 [7] (0:11.37)	0:23.50 [6] (0:11.31)	0:34.87	-2
5	2 DWINDLING SPIRIT Kyle Wilson-Taylor	4	65.3 400m	0:11.39 400m	1:26.26 [5] (0:14.45)	1:11.81 [5] (0:11.97)	0:59.84 [6] (0:12.48)	0:47.36 [6] (0:12.30)	0:35.06 [6] (0:11.49)	0:23.57 [7] (0:11.39)	0:35.06	+2
6	8 THESECONDATPORTSEA Samantha Collett	12	65.6 400m	0:11.07 400m	1:26.27 [6] (0:15.07)	1:11.20 [10] (0:11.97)	0:59.23 [10] (0:12.50)	0:46.73 [11] (0:12.15)	0:34.58 [11] (0:11.50)	0:23.08 [9] (0:11.07)	0:34.58	+0
7	3 LADY LE DA Mark Du Plessis	7	66.6 400m	0:11.08 400m	1:26.32 [7] (0:14.83)	1:11.49 [9] (0:12.07)	0:59.42 [9] (0:12.47)	0:46.95 [9] (0:12.17)	0:34.78 [9] (0:11.83)	0:22.95 [11] (0:11.08)	0:34.78	+5
8	7 HATTUSA Tiffani Brooker	8	63.5 400m	0:11.61 400m	1:26.88 [8] (0:14.06)	1:12.82 [2] (0:11.88)	1:00.94 [2] (0:12.37)	0:48.57 [2] (0:12.22)	0:36.35 [2] (0:11.71)	0:24.64 [3] (0:11.61)	0:36.35	+1
9	10 WHAT'S UP HONEY Micheal Hellyer	1	63.2 600m	0:11.53 600m	1:26.90 [9] (0:14.31)	1:12.59 [4] (0:11.85)	1:00.74 [4] (0:12.33)	0:48.41 [3] (0:12.21)	0:36.20 [3] (0:11.53)	0:24.67 [2] (0:11.68)	0:36.20	-2
10	12 CLEARLY GEORGE Nathan Thomas	10	63.4 800m	0:11.69 600m	1:27.20 [10] (0:13.89)	1:13.31 [1] (0:11.90)	1:01.41 [1] (0:12.42)	0:48.99 [1] (0:12.06)	0:36.93 [1] (0:11.69)	0:25.24 [1] (0:12.02)	0:36.93	+0

Scratched: Viminele (#5)

[] Ranking at each section and finish
 -:-:- No data available at this section
 NA No data available

SCN Saddle cloth number
 DNF Did not finish
 DNT Did not track



Sunshine Coast QLD Professional
Race 5: FOLLOWMONT TRANSPORT QTIS Three-Year-Old BENCHMARK
65 Handicap - 1400m
16 July 2023 - 14:53



Track Rating: Soft 6, Weather: Overcast, Rail Position: 4m

Section	Overall	1200m	1000m	800m	600m	400m	Last 600m
Field Times	1:25.82 (0:13.89)	1:11.93 (0:11.90)	1:00.03 (0:12.42)	0:47.61 (0:12.06)	0:35.55 (0:11.69)	0:23.86 (0:11.69)	0:35.55

Rank	TAB	Horse/Jockey	Barrier	Top Speed [km/h]	Fastest Section	Overall	1200m	1000m	800m	600m	400m	Last 600m	Distance Travelled [m]
11	6	GLIDE ON BY Angela Jones	9	64.6 400m	0:11.42 400m	1:27.92 [11] (0:15.11)	1:12.81 [11] (0:11.94)	1:00.87 [11] (0:12.47)	0:48.40 [10] (0:12.04)	0:36.36 [10] (0:11.72)	0:24.64 [10] (0:11.42)	0:36.36	-2

Scratched: Viminele (#5)



Sunshine Coast QLD Professional
Race 5: FOLLOWMONT TRANSPORT QTIS Three-Year-Old BENCHMARK
65 Handicap - 1400m
16 July 2023 - 14:53



Track Rating: Soft 6, Weather: Overcast, Rail Position: 4m

Section							200m			Last 600m
Field Times							0:12.17			0:35.55
							(0:12.17)			
Rank	TAB	Horse/Jockey	Barrier	Top Speed [km/h]	Fastest Section	Margin			Distance Travelled [m]	
1	9	SIZZLING GAL	3	65.0	0:11.24	0:12.17 [1]	1:25.82		0:34.87	
		Bailey Wheeler		400m	400m	(0:12.17)				
2	4	OCEAN ZAR	5	66.3	0:11.07	0:11.91 [7]	0.8L		0:34.56 +1	
		Ben Thompson		400m	400m	(0:11.91)				
3	1	THORPE	2	64.9	0:11.32	0:12.26 [2]	1L		0:35.17 +2	
		Ryan Maloney		400m	400m	(0:12.26)				
4	11	BETTER STRINGS	6	65.2	0:11.31	0:12.19 [6]	2L		0:34.87 -2	
		Taylor Marshall		400m	400m	(0:12.19)				
5	2	DWINDLING SPIRIT	4	65.3	0:11.39	0:12.18 [8]	2.3L		0:35.06 +2	
		Kyle Wilson-Taylor		400m	400m	(0:12.18)				
6	8	THESECONDATPORTSEA	12	65.6	0:11.07	0:12.01 [9]	2.4L		0:34.58 +0	
		Samantha Collett		400m	400m	(0:12.01)				
7	3	LADY LE DA	7	66.6	0:11.08	0:11.87 [10]	2.6L		0:34.78 +5	
		Mark Du Plessis		400m	400m	(0:11.87)				
8	7	HATTUSA	8	63.5	0:11.61	0:13.03 [3]	5.9L		0:36.35 +1	
		Tiffani Brooker		400m	400m	(0:13.03)				
9	10	WHAT'S UP HONEY	1	63.2	0:11.53	0:12.99 [4]	6L		0:36.20 -2	
		Micheal Hellyer		600m	600m	(0:12.99)				
10	12	CLEARLY GEORGE	10	63.4	0:11.69	0:13.22 [5]	7.8L		0:36.93 +0	
		Nathan Thomas		800m	600m	(0:13.22)				

Scratched: Viminele (#5)

[] Ranking at each section and finish
 -:-:- No data available at this section
 NA No data available

SCN Saddle cloth number
 DNF Did not finish
 DNT Did not track



Sunshine Coast QLD Professional
Race 5: FOLLOWMONT TRANSPORT QTIS Three-Year-Old BENCHMARK
65 Handicap - 1400m
16 July 2023 - 14:53



Track Rating: Soft 6, Weather: Overcast, Rail Position: 4m

Section							200m			Last 600m
Field Times							0:12.17 (0:12.17)			0:35.55
Rank	TAB	Horse/Jockey	Barrier	Top Speed [km/h]	Fastest Section	Margin			Distance Travelled [m]	
11	6	GLIDE ON BY	9	64.6	0:11.42	0:13.22 [11]	11.8L			0:36.36
		Angela Jones		400m	400m	(0:13.22)				-2

Scratched: Viminele (#5)

[] Ranking at each section and finish
 -:-:- No data available at this section
 NA No data available

SCN Saddle cloth number
 DNF Did not finish
 DNT Did not track



Horse/Jockey Name	Sizzling Gal
Final Rank	1
Fastest Section Time (Section)	0:11.24 (400m)
Top Speed [km/h] (Section)	65.0 (400m)
Race State	Finished



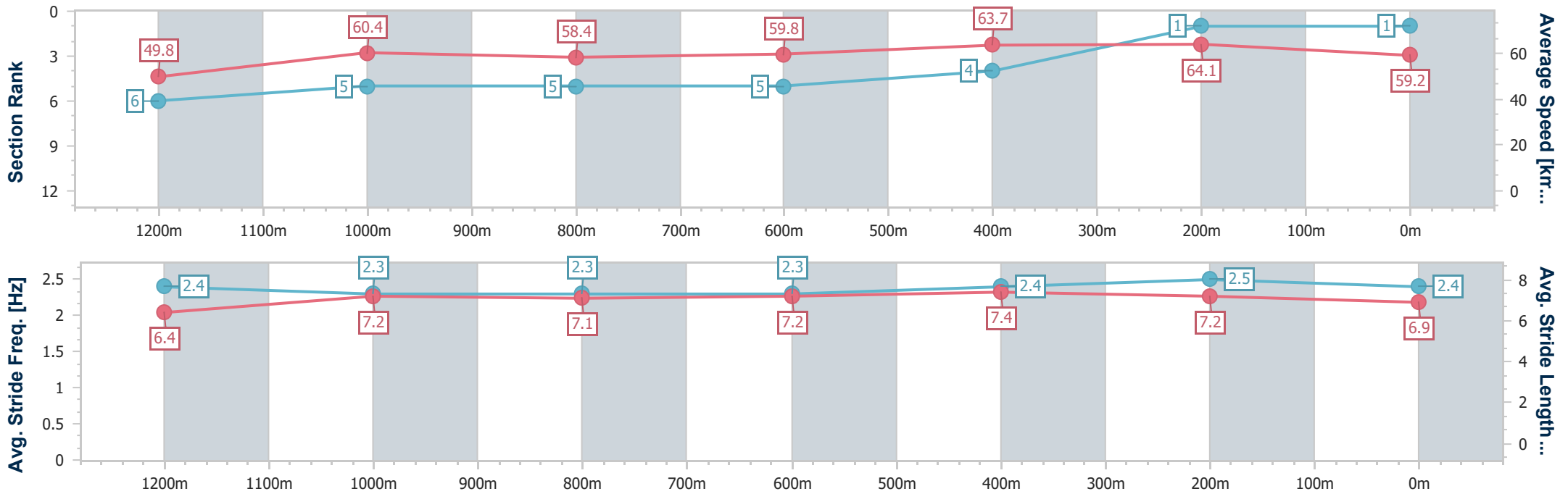
Sunshine Coast QLD Professional
 Race 5: FOLLOWMONT TRANSPORT QTIS Three-Year-Old
 BENCHMARK 65 Handicap - 1400m



16 July 2023 - 14:53

Track Rating: Soft 6, Weather: Overcast, Rail Position: 4m

Section	Overall	1200m	1000m	800m	600m	400m	200m
Section Times	1:25.82 [1] (0:14.49)	1:11.33 [6] (0:11.91)	0:59.42 [5] (0:12.37)	0:47.05 [5] (0:12.18)	0:34.87 [5] (0:11.46)	0:23.41 [4] (0:11.24)	0:12.17 [1] (0:12.17)
Average Speed [km/h]	49.8	60.4	58.4	59.8	63.7	64.1	59.2
Top Speed [km/h]	61.7	61.8	59.9	63.0	64.7	65.0	61.8
Avg. Dist. to Rail [m]	3.5	1.6	1.8	1.8	2.3	4.9	4.2
Avg. Stride Freq. [Hz]	2.4	2.3	2.3	2.3	2.4	2.5	2.4
Avg. Stride Length [m]	6.4	7.2	7.1	7.2	7.4	7.2	6.9



- [] Ranking at each section and finish
- .-.- No data available at this section
- NA No data available



Horse/Jockey Name	Ocean Zar
Final Rank	2
Fastest Section Time (Section)	0:11.07 (400m)
Top Speed [km/h] (Section)	66.3 (400m)
Race State	Finished



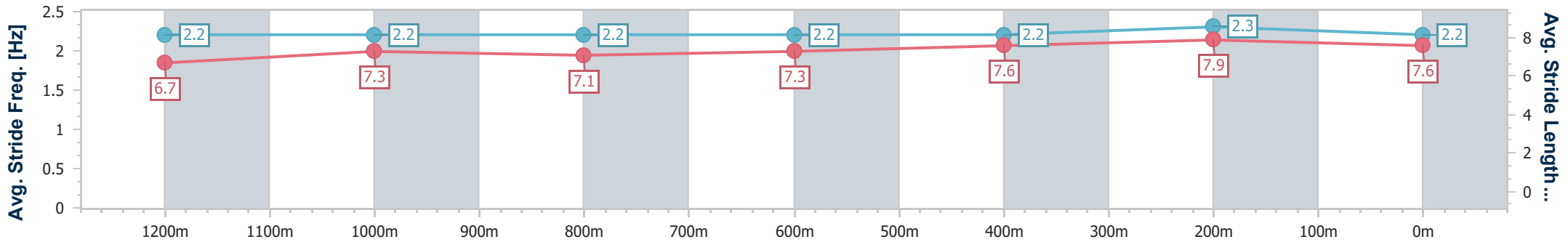
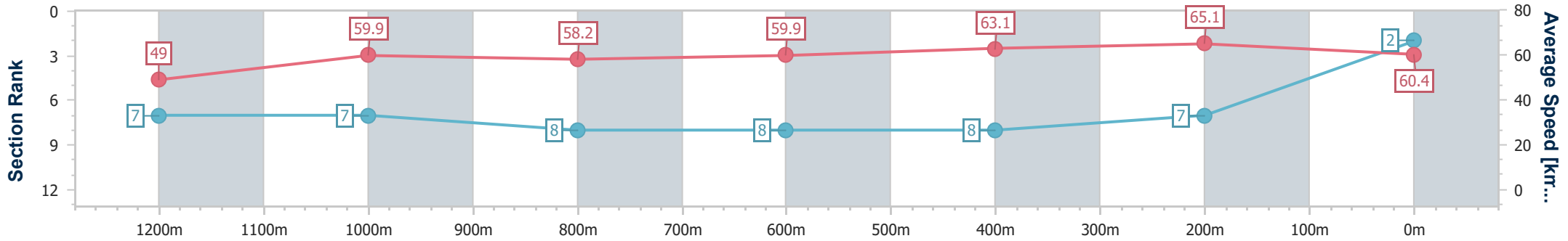
Sunshine Coast QLD Professional
 Race 5: FOLLOWMONT TRANSPORT QTIS Three-Year-Old
 BENCHMARK 65 Handicap - 1400m



16 July 2023 - 14:53

Track Rating: Soft 6, Weather: Overcast, Rail Position: 4m

Section	Overall	1200m	1000m	800m	600m	400m	200m
Section Times	1:25.96 [2] (0:14.71)	1:11.25 [7] (0:12.00)	0:59.25 [7] (0:12.51)	0:46.74 [8] (0:12.18)	0:34.56 [8] (0:11.58)	0:22.98 [8] (0:11.07)	0:11.91 [7] (0:11.91)
Average Speed [km/h]	49.0	59.9	58.2	59.9	63.1	65.1	60.4
Top Speed [km/h]	60.5	60.4	59.7	60.3	64.8	66.3	63.2
Avg. Dist. to Rail [m]	5.4	3.3	3.2	2.4	2.2	6.1	6.8
Avg. Stride Freq. [Hz]	2.2	2.2	2.2	2.2	2.2	2.3	2.2
Avg. Stride Length [m]	6.7	7.3	7.1	7.3	7.6	7.9	7.6



- [] Ranking at each section and finish
- .-.- No data available at this section
- NA No data available



Horse/Jockey Name	Thorpe
Final Rank	3
Fastest Section Time (Section)	0:11.32 (400m)
Top Speed [km/h] (Section)	64.9 (400m)
Race State	Finished



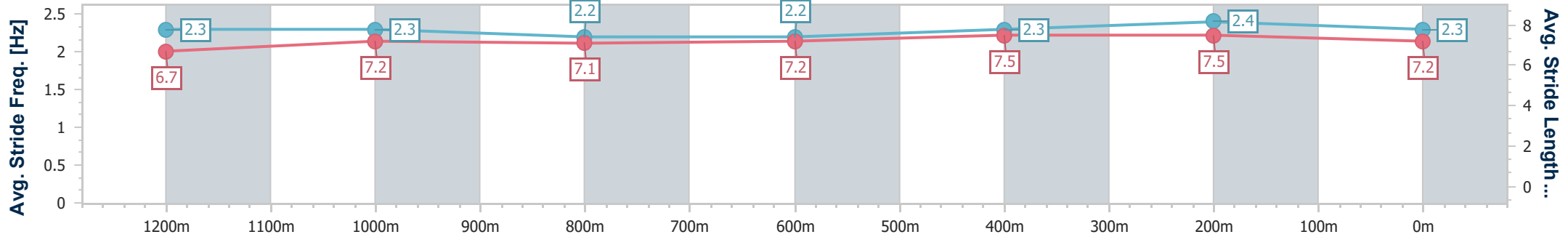
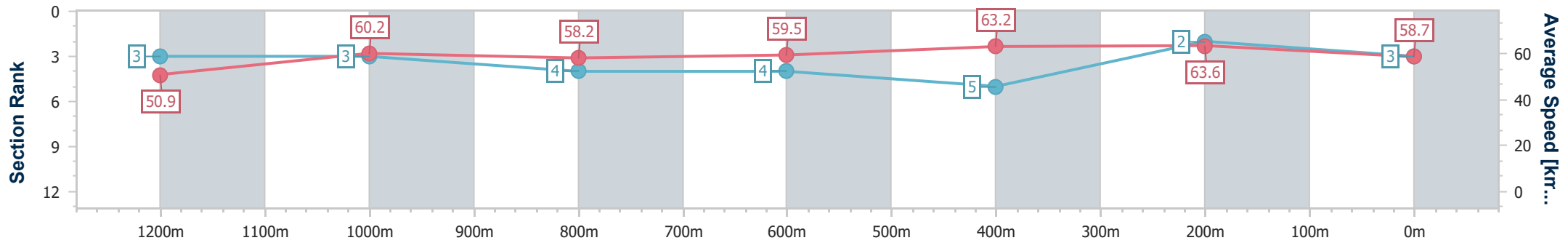
Sunshine Coast QLD Professional
 Race 5: FOLLOWMONT TRANSPORT QTIS Three-Year-Old
 BENCHMARK 65 Handicap - 1400m



16 July 2023 - 14:53

Track Rating: Soft 6, Weather: Overcast, Rail Position: 4m

Section	Overall	1200m	1000m	800m	600m	400m	200m
Section Times	1:26.00 [3] (0:14.16)	1:11.84 [3] (0:11.97)	0:59.87 [3] (0:12.44)	0:47.43 [4] (0:12.26)	0:35.17 [4] (0:11.59)	0:23.58 [5] (0:11.32)	0:12.26 [2] (0:12.26)
Average Speed [km/h]	50.9	60.2	58.2	59.5	63.2	63.6	58.7
Top Speed [km/h]	60.8	61.3	59.7	61.5	64.7	64.9	61.8
Avg. Dist. to Rail [m]	4.5	3.1	3.3	2.5	2.7	5.3	4.3
Avg. Stride Freq. [Hz]	2.3	2.3	2.2	2.2	2.3	2.4	2.3
Avg. Stride Length [m]	6.7	7.2	7.1	7.2	7.5	7.5	7.2



- [] Ranking at each section and finish
- .-.- No data available at this section
- NA No data available



Horse/Jockey Name	Better Strings
Final Rank	4
Fastest Section Time (Section)	0:11.31 (400m)
Top Speed [km/h] (Section)	65.2 (400m)
Race State	Finished



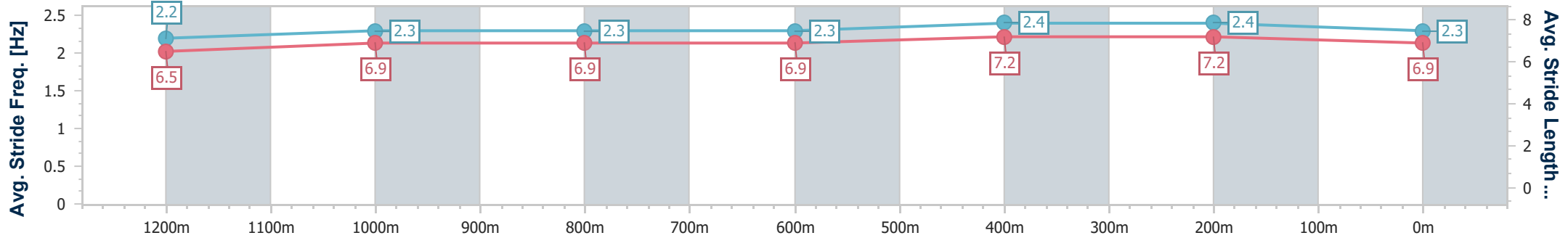
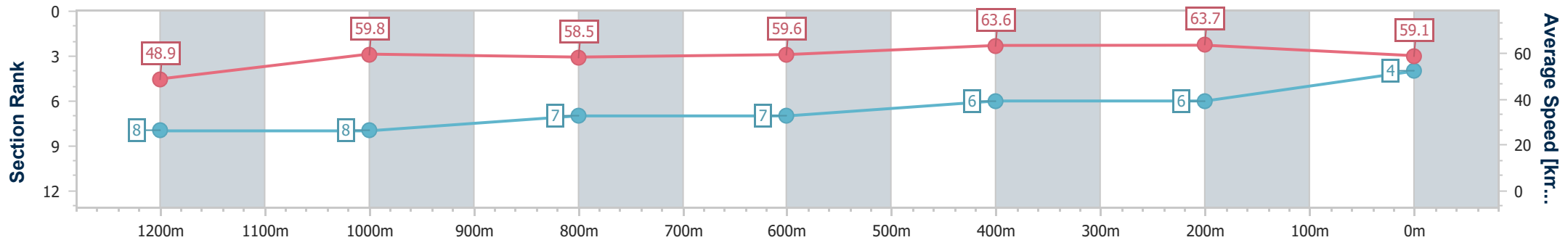
Sunshine Coast QLD Professional
 Race 5: FOLLOWMONT TRANSPORT QTIS Three-Year-Old
 BENCHMARK 65 Handicap - 1400m



16 July 2023 - 14:53

Track Rating: Soft 6, Weather: Overcast, Rail Position: 4m

Section	Overall	1200m	1000m	800m	600m	400m	200m
Section Times	1:26.18 [4] (0:14.73)	1:11.45 [8] (0:12.02)	0:59.43 [8] (0:12.39)	0:47.04 [7] (0:12.17)	0:34.87 [7] (0:11.37)	0:23.50 [6] (0:11.31)	0:12.19 [6] (0:12.19)
Average Speed [km/h]	48.9	59.8	58.5	59.6	63.6	63.7	59.1
Top Speed [km/h]	60.4	60.3	60.7	61.2	65.2	65.2	61.4
Avg. Dist. to Rail [m]	4.9	2.3	2.2	1.5	0.7	1.9	1.6
Avg. Stride Freq. [Hz]	2.2	2.3	2.3	2.3	2.4	2.4	2.3
Avg. Stride Length [m]	6.5	6.9	6.9	6.9	7.2	7.2	6.9



- [] Ranking at each section and finish
- .-.- No data available at this section
- NA No data available



Horse/Jockey Name	Dwindling Spirit
Final Rank	5
Fastest Section Time (Section)	0:11.39 (400m)
Top Speed [km/h] (Section)	65.3 (400m)
Race State	Finished



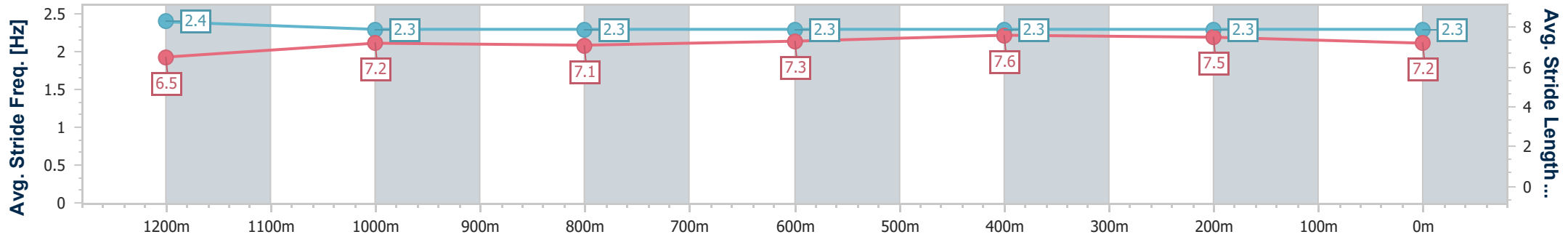
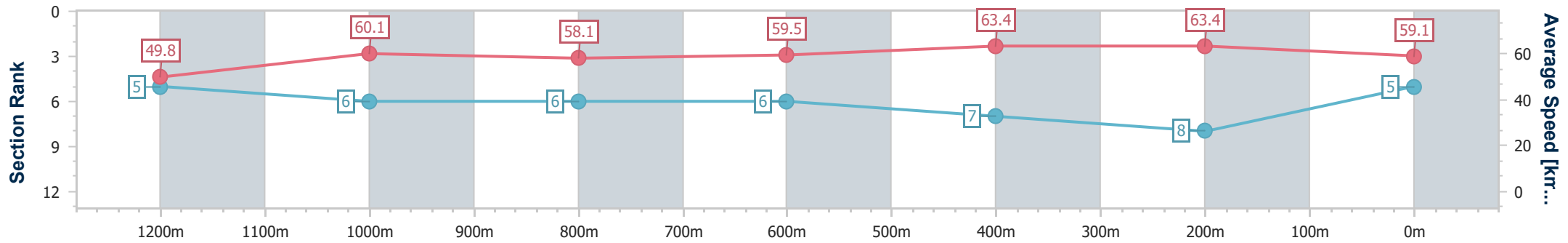
Sunshine Coast QLD Professional
 Race 5: FOLLOWMONT TRANSPORT QTIS Three-Year-Old
 BENCHMARK 65 Handicap - 1400m



16 July 2023 - 14:53

Track Rating: Soft 6, Weather: Overcast, Rail Position: 4m

Section	Overall	1200m	1000m	800m	600m	400m	200m
Section Times	1:26.26 [5] (0:14.45)	1:11.81 [5] (0:11.97)	0:59.84 [6] (0:12.48)	0:47.36 [6] (0:12.30)	0:35.06 [6] (0:11.49)	0:23.57 [7] (0:11.39)	0:12.18 [8] (0:12.18)
Average Speed [km/h]	49.8	60.1	58.1	59.5	63.4	63.4	59.1
Top Speed [km/h]	61.6	61.1	59.7	60.6	65.3	65.3	61.2
Avg. Dist. to Rail [m]	5.0	2.3	2.6	2.8	2.1	5.1	7.8
Avg. Stride Freq. [Hz]	2.4	2.3	2.3	2.3	2.3	2.3	2.3
Avg. Stride Length [m]	6.5	7.2	7.1	7.3	7.6	7.5	7.2



- [] Ranking at each section and finish
- .-.- No data available at this section
- NA No data available



Horse/Jockey Name	Thesecondatportsea
Final Rank	6
Fastest Section Time (Section)	0:11.07 (400m)
Top Speed [km/h] (Section)	65.6 (400m)
Race State	Finished



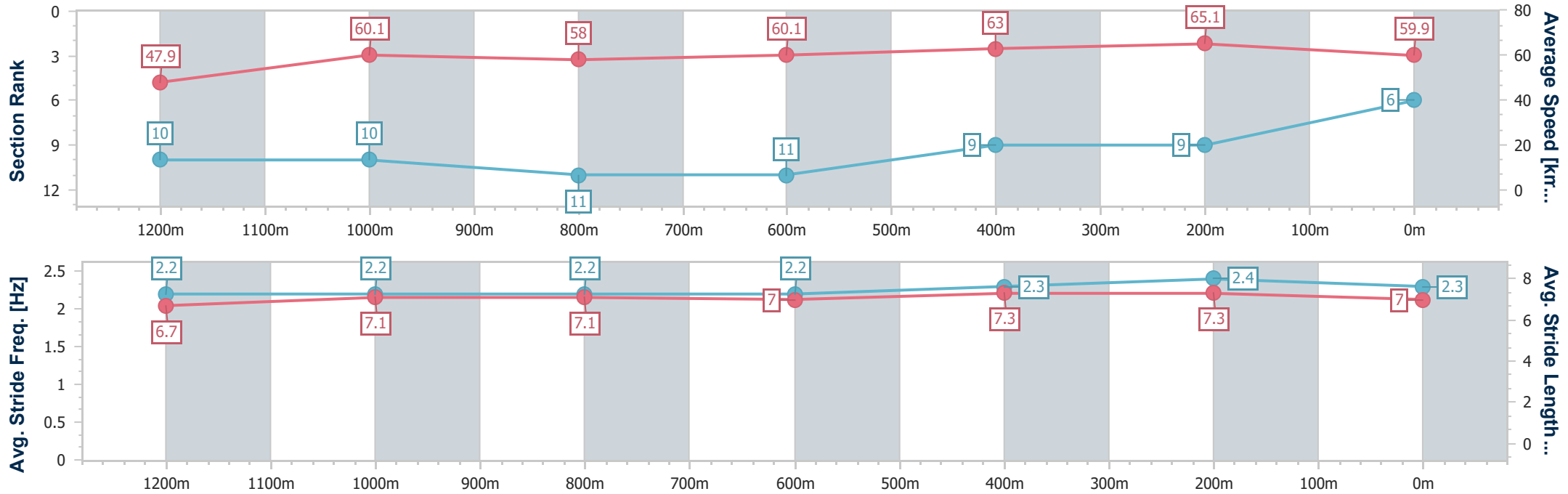
Sunshine Coast QLD Professional
 Race 5: FOLLOWMONT TRANSPORT QTIS Three-Year-Old
 BENCHMARK 65 Handicap - 1400m



16 July 2023 - 14:53

Track Rating: Soft 6, Weather: Overcast, Rail Position: 4m

Section	Overall	1200m	1000m	800m	600m	400m	200m
Section Times	1:26.27 [6] (0:15.07)	1:11.20 [10] (0:11.97)	0:59.23 [10] (0:12.50)	0:46.73 [11] (0:12.15)	0:34.58 [11] (0:11.50)	0:23.08 [9] (0:11.07)	0:12.01 [9] (0:12.01)
Average Speed [km/h]	47.9	60.1	58.0	60.1	63.0	65.1	59.9
Top Speed [km/h]	60.5	60.8	60.1	60.9	65.3	65.6	63.2
Avg. Dist. to Rail [m]	9.1	2.9	2.8	2.2	1.3	3.8	6.7
Avg. Stride Freq. [Hz]	2.2	2.2	2.2	2.2	2.3	2.4	2.3
Avg. Stride Length [m]	6.7	7.1	7.1	7.0	7.3	7.3	7.0



- [] Ranking at each section and finish
- .-.- No data available at this section
- NA No data available



Horse/Jockey Name	Lady Le Da
Final Rank	7
Fastest Section Time (Section)	0:11.08 (400m)
Top Speed [km/h] (Section)	66.6 (400m)
Race State	Finished



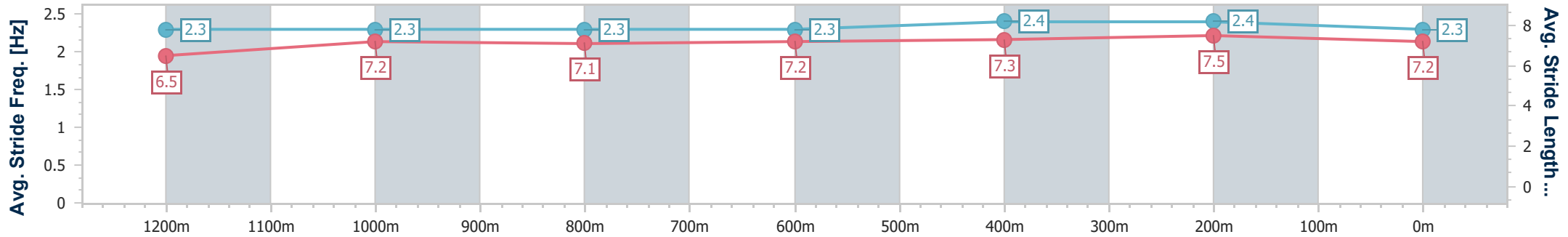
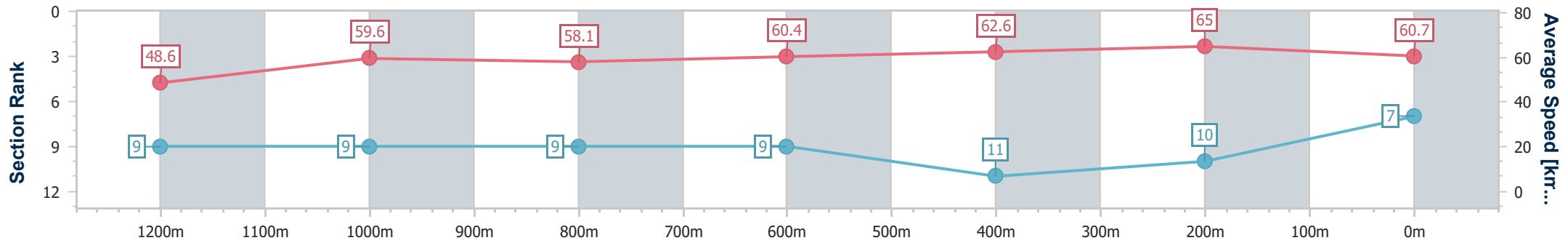
Sunshine Coast QLD Professional
 Race 5: FOLLOWMONT TRANSPORT QTIS Three-Year-Old
 BENCHMARK 65 Handicap - 1400m



16 July 2023 - 14:53

Track Rating: Soft 6, Weather: Overcast, Rail Position: 4m

Section	Overall	1200m	1000m	800m	600m	400m	200m
Section Times	1:26.32 [7] (0:14.83)	1:11.49 [9] (0:12.07)	0:59.42 [9] (0:12.47)	0:46.95 [9] (0:12.17)	0:34.78 [9] (0:11.83)	0:22.95 [11] (0:11.08)	0:11.87 [10] (0:11.87)
Average Speed [km/h]	48.6	59.6	58.1	60.4	62.6	65.0	60.7
Top Speed [km/h]	60.2	61.2	61.3	61.8	65.1	66.6	62.7
Avg. Dist. to Rail [m]	7.1	3.2	2.4	3.6	5.0	6.6	8.3
Avg. Stride Freq. [Hz]	2.3	2.3	2.3	2.3	2.4	2.4	2.3
Avg. Stride Length [m]	6.5	7.2	7.1	7.2	7.3	7.5	7.2



- [] Ranking at each section and finish
- .-.- No data available at this section
- NA No data available



Horse/Jockey Name	Hattusa
Final Rank	8
Fastest Section Time (Section)	0:11.61 (400m)
Top Speed [km/h] (Section)	63.5 (400m)
Race State	Finished



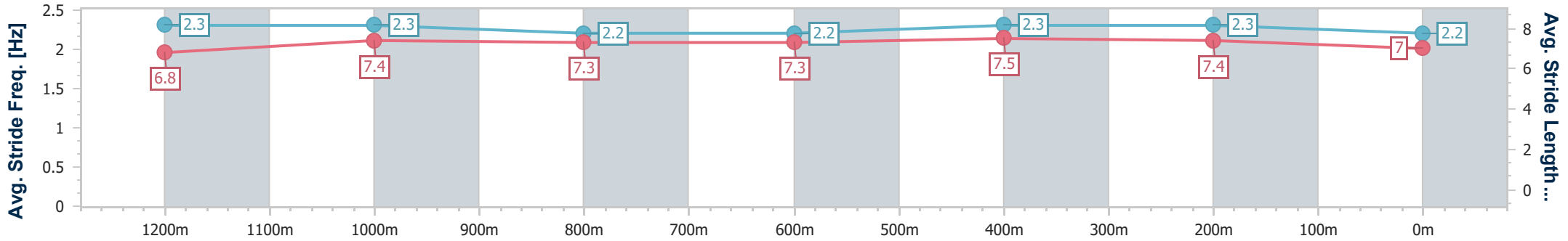
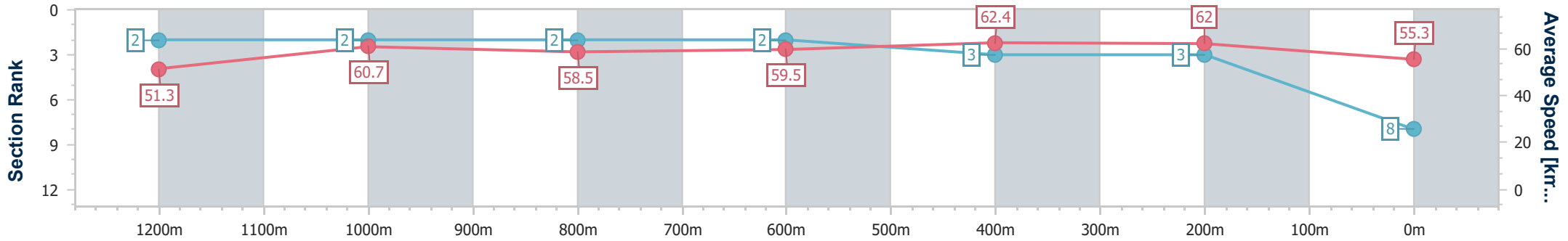
Sunshine Coast QLD Professional
 Race 5: FOLLOWMONT TRANSPORT QTIS Three-Year-Old
 BENCHMARK 65 Handicap - 1400m



16 July 2023 - 14:53

Track Rating: Soft 6, Weather: Overcast, Rail Position: 4m

Section	Overall	1200m	1000m	800m	600m	400m	200m
Section Times	1:26.88 [8] (0:14.06)	1:12.82 [2] (0:11.88)	1:00.94 [2] (0:12.37)	0:48.57 [2] (0:12.22)	0:36.35 [2] (0:11.71)	0:24.64 [3] (0:11.61)	0:13.03 [3] (0:13.03)
Average Speed [km/h]	51.3	60.7	58.5	59.5	62.4	62.0	55.3
Top Speed [km/h]	61.8	62.0	59.4	61.2	63.4	63.5	58.8
Avg. Dist. to Rail [m]	6.9	2.9	2.6	1.7	2.7	5.1	5.6
Avg. Stride Freq. [Hz]	2.3	2.3	2.2	2.2	2.3	2.3	2.2
Avg. Stride Length [m]	6.8	7.4	7.3	7.3	7.5	7.4	7.0



- [] Ranking at each section and finish
- .-.- No data available at this section
- NA No data available



Horse/Jockey Name	What's Up Honey
Final Rank	9
Fastest Section Time (Section)	0:11.53 (600m)
Top Speed [km/h] (Section)	63.2 (600m)
Race State	Finished



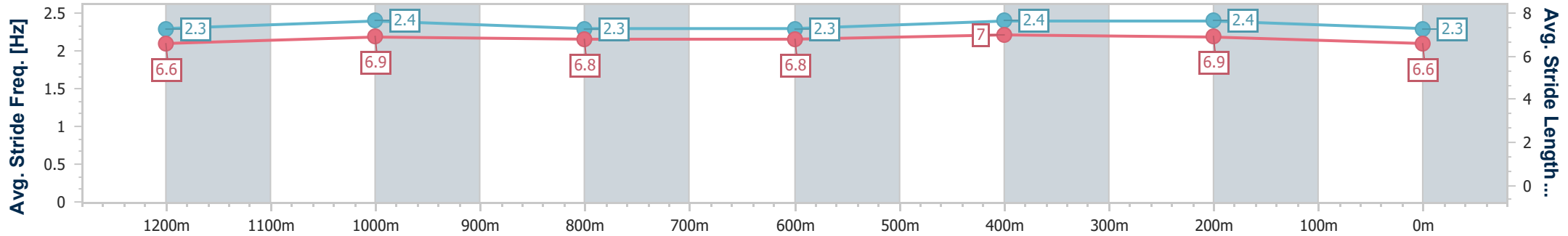
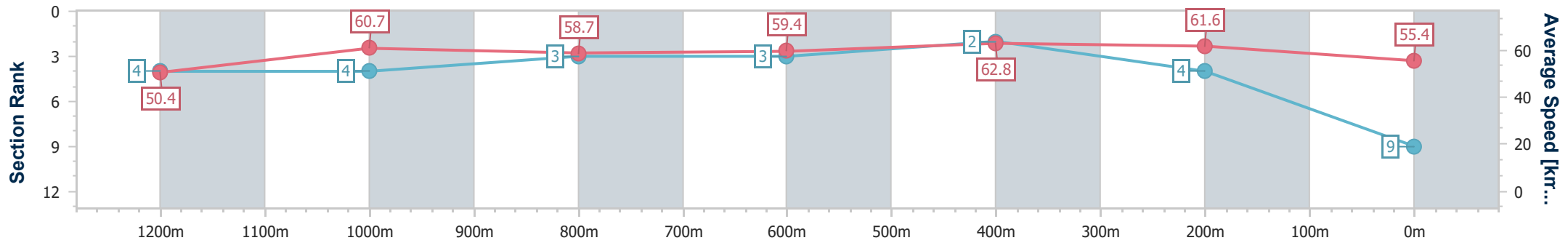
Sunshine Coast QLD Professional
 Race 5: FOLLOWMONT TRANSPORT QTIS Three-Year-Old
 BENCHMARK 65 Handicap - 1400m



16 July 2023 - 14:53

Track Rating: Soft 6, Weather: Overcast, Rail Position: 4m

Section	Overall	1200m	1000m	800m	600m	400m	200m
Section Times	1:26.90 [9] (0:14.31)	1:12.59 [4] (0:11.85)	1:00.74 [4] (0:12.33)	0:48.41 [3] (0:12.21)	0:36.20 [3] (0:11.53)	0:24.67 [2] (0:11.68)	0:12.99 [4] (0:12.99)
Average Speed [km/h]	50.4	60.7	58.7	59.4	62.8	61.6	55.4
Top Speed [km/h]	61.5	63.1	59.8	62.5	63.2	62.8	59.0
Avg. Dist. to Rail [m]	2.4	1.8	2.1	1.4	1.1	3.9	3.6
Avg. Stride Freq. [Hz]	2.3	2.4	2.3	2.3	2.4	2.4	2.3
Avg. Stride Length [m]	6.6	6.9	6.8	6.8	7.0	6.9	6.6



- [] Ranking at each section and finish
- .-.- No data available at this section
- NA No data available



Horse/Jockey Name	Clearly George
Final Rank	10
Fastest Section Time (Section)	0:11.69 (600m)
Top Speed [km/h] (Section)	63.4 (800m)
Race State	Finished



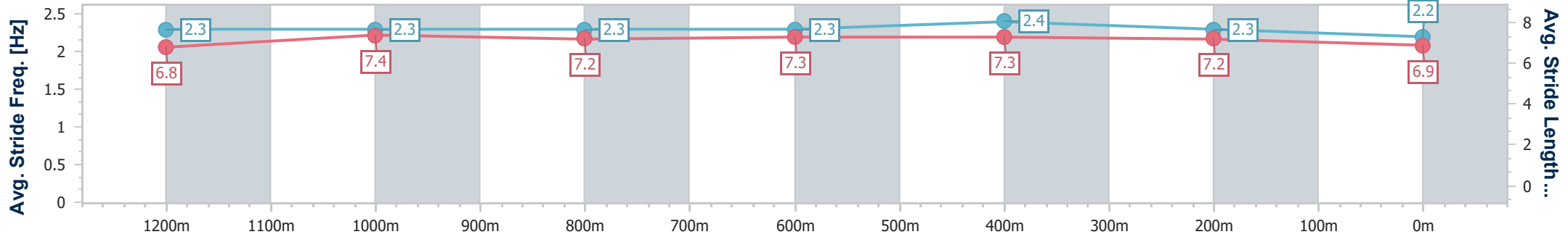
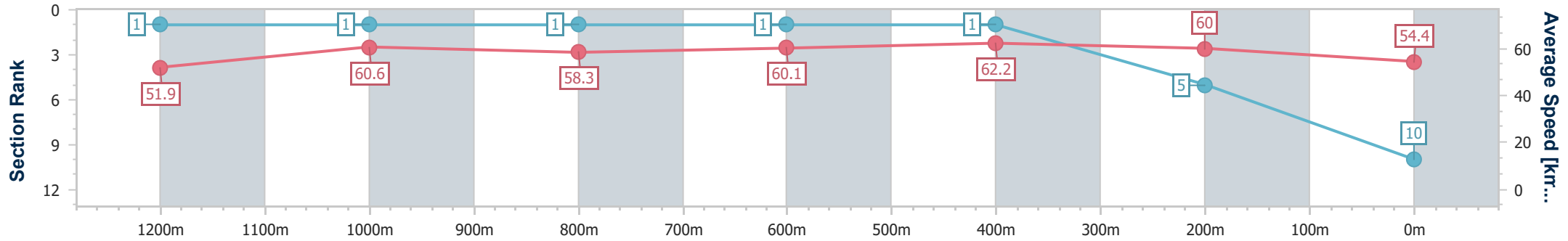
Sunshine Coast QLD Professional
 Race 5: FOLLOWMONT TRANSPORT QTIS Three-Year-Old
 BENCHMARK 65 Handicap - 1400m



16 July 2023 - 14:53

Track Rating: Soft 6, Weather: Overcast, Rail Position: 4m

Section	Overall	1200m	1000m	800m	600m	400m	200m
Section Times	1:27.20 [10] (0:13.89)	1:13.31 [1] (0:11.90)	1:01.41 [1] (0:12.42)	0:48.99 [1] (0:12.06)	0:36.93 [1] (0:11.69)	0:25.24 [1] (0:12.02)	0:13.22 [5] (0:13.22)
Average Speed [km/h]	51.9	60.6	58.3	60.1	62.2	60.0	54.4
Top Speed [km/h]	62.6	61.5	59.3	63.4	63.1	61.5	58.0
Avg. Dist. to Rail [m]	10.3	2.7	2.5	1.4	1.9	3.4	3.8
Avg. Stride Freq. [Hz]	2.3	2.3	2.3	2.3	2.4	2.3	2.2
Avg. Stride Length [m]	6.8	7.4	7.2	7.3	7.3	7.2	6.9



- [] Ranking at each section and finish
- .-.- No data available at this section
- NA No data available



Horse/Jockey Name	Glide On By
Final Rank	11
Fastest Section Time (Section)	0:11.42 (400m)
Top Speed [km/h] (Section)	64.6 (400m)
Race State	Finished



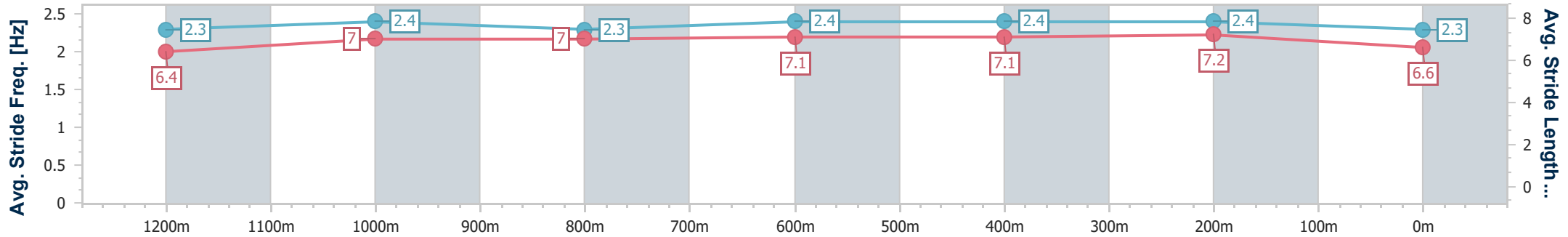
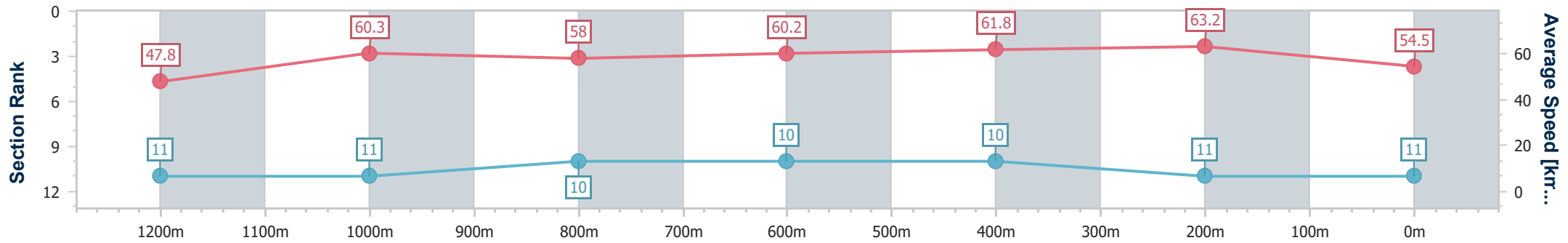
Sunshine Coast QLD Professional
 Race 5: FOLLOWMONT TRANSPORT QTIS Three-Year-Old
 BENCHMARK 65 Handicap - 1400m



16 July 2023 - 14:53

Track Rating: Soft 6, Weather: Overcast, Rail Position: 4m

Section	Overall	1200m	1000m	800m	600m	400m	200m
Section Times	1:27.92 [11] (0:15.11)	1:12.81 [11] (0:11.94)	1:00.87 [11] (0:12.47)	0:48.40 [10] (0:12.04)	0:36.36 [10] (0:11.72)	0:24.64 [10] (0:11.42)	0:13.22 [11] (0:13.22)
Average Speed [km/h]	47.8	60.3	58.0	60.2	61.8	63.2	54.5
Top Speed [km/h]	61.1	61.9	60.3	62.1	64.2	64.6	61.5
Avg. Dist. to Rail [m]	7.7	1.8	1.6	1.3	1.3	2.0	3.5
Avg. Stride Freq. [Hz]	2.3	2.4	2.3	2.4	2.4	2.4	2.3
Avg. Stride Length [m]	6.4	7.0	7.0	7.1	7.1	7.2	6.6



- [] Ranking at each section and finish
- .-.- No data available at this section
- NA No data available