



Sunshine Coast QLD Professional

Race 6: SILVAN RIDGE BENCHMARK 58 Handicap - 1600m



16 July 2023 - 15:35

Track Rating: Soft 5, Weather: Overcast, Rail Position: 4m

Section		Overall	1400m	1200m	1000m	800m	600m	400m	Last 600m				
Field Times		1:38.62 (0:13.32)	1:25.30 (0:10.97)	1:14.33 (0:12.20)	1:02.13 (0:12.56)	0:49.57 (0:12.76)	0:36.81 (0:12.40)	0:24.41 (0:12.14)	0:36.81				
Rank	TAB Horse/Jockey	Barrier	Top Speed [km/h]	Fastest Section									Distance Travelled [m]
1	4 SLY CORNER Micheal Hellyer	3	65.2 Overall	0:11.65 1400m	1:38.62 [1] (0:13.57)	1:25.05 [6] (0:11.65)	1:13.40 [7] (0:12.06)	1:01.34 [5] (0:12.69)	0:48.65 [7] (0:12.67)	0:35.98 [6] (0:12.01)	0:23.97 [5] (0:11.70)	0:35.98	
2	7 SHEZA FIRECRACKER Justin Stanley	13	63.9 400m	0:11.43 400m	1:38.71 [2] (0:14.25)	1:24.46 [16] (0:11.88)	1:12.58 [16] (0:12.15)	1:00.43 [15] (0:12.29)	0:48.14 [14] (0:12.63)	0:35.51 [14] (0:12.03)	0:23.48 [12] (0:11.43)	0:35.51	+1
3	3 HADOUKEN Mark Du Plessis	14	69.5 1400m	0:11.07 1400m	1:38.88 [3] (0:13.45)	1:25.43 [3] (0:11.07)	1:14.36 [2] (0:12.24)	1:02.12 [2] (0:12.61)	0:49.51 [2] (0:12.79)	0:36.72 [3] (0:12.25)	0:24.47 [2] (0:12.00)	0:36.72	+8
4	5 SATASHI Damien Thornton	7	65.4 1400m	0:11.38 1400m	1:38.93 [4] (0:13.59)	1:25.34 [7] (0:11.38)	1:13.96 [5] (0:12.39)	1:01.57 [6] (0:12.50)	0:49.07 [5] (0:12.66)	0:36.41 [5] (0:12.20)	0:24.21 [6] (0:11.71)	0:36.41	+5
5	12 AU REVOIR Ben Thompson	5	67.9 1400m	0:11.35 1400m	1:39.01 [5] (0:13.46)	1:25.55 [4] (0:11.35)	1:14.20 [4] (0:12.12)	1:02.08 [3] (0:12.54)	0:49.54 [3] (0:12.68)	0:36.86 [2] (0:12.37)	0:24.49 [3] (0:12.02)	0:36.86	+0
6	8 FIRSTLUV Samantha Collett	10	65.0 Overall	0:11.58 400m	1:39.08 [6] (0:14.07)	1:25.01 [14] (0:11.74)	1:13.27 [13] (0:12.13)	1:01.14 [11] (0:12.35)	0:48.79 [10] (0:12.71)	0:36.08 [11] (0:12.12)	0:23.96 [10] (0:11.58)	0:36.08	+0
7	9 HARBELLE Angela Jones	1	65.9 Overall	0:11.58 1400m	1:39.40 [7] (0:13.87)	1:25.53 [11] (0:11.58)	1:13.95 [10] (0:12.04)	1:01.91 [7] (0:12.48)	0:49.43 [6] (0:12.68)	0:36.75 [7] (0:12.22)	0:24.53 [8] (0:11.94)	0:36.75	-1
8	13 ABOVE THE SKY Taylor Marshall	6	67.7 Overall	0:11.41 1400m	1:39.49 [8] (0:13.35)	1:26.14 [2] (0:11.41)	1:14.73 [3] (0:12.31)	1:02.42 [4] (0:12.52)	0:49.90 [4] (0:12.71)	0:37.19 [4] (0:12.33)	0:24.86 [4] (0:12.07)	0:37.19	+4
9	2 POINT THE WAGON Emily Lang	11	63.2 400m	0:11.59 400m	1:39.70 [9] (0:14.07)	1:25.63 [13] (0:11.95)	1:13.68 [15] (0:12.36)	1:01.32 [16] (0:12.43)	0:48.89 [16] (0:12.57)	0:36.32 [16] (0:12.17)	0:24.15 [16] (0:11.59)	0:36.32	+3
10	10 TEE AMICI Georgina Cartwright	12	68.6 1400m	0:10.97 1400m	1:39.73 [10] (0:13.32)	1:26.41 [1] (0:10.97)	1:15.44 [1] (0:12.20)	1:03.24 [1] (0:12.56)	0:50.68 [1] (0:12.76)	0:37.92 [1] (0:12.40)	0:25.52 [1] (0:12.38)	0:37.92	-1

Scratched: Selfie Time (#6), Modern Family (#18)



Sunshine Coast QLD Professional

Race 6: SILVAN RIDGE BENCHMARK 58 Handicap - 1600m



16 July 2023 - 15:35

Track Rating: Soft 5, Weather: Overcast, Rail Position: 4m

Section		Overall	1400m	1200m	1000m	800m	600m	400m	Last 600m				
Field Times		1:38.62 (0:13.32)	1:25.30 (0:10.97)	1:14.33 (0:12.20)	1:02.13 (0:12.56)	0:49.57 (0:12.76)	0:36.81 (0:12.40)	0:24.41 (0:12.14)	0:36.81				
Rank	TAB Horse/Jockey	Barrier	Top Speed [km/h]	Fastest Section						Distance Travelled [m]			
11	11 WITCH DAY Michael Cahill	4	65.4	0:11.56	1:39.97 [11]	1:26.46 [5]	1:14.90 [6]	1:02.43 [8]	0:49.90 [8]	0:37.22 [8]	0:25.13 [7]	0:37.22	+1
			Overall	1400m	(0:13.51)	(0:11.56)	(0:12.47)	(0:12.53)	(0:12.68)	(0:12.09)	(0:11.93)		
12	14 THE BRUMBY Morgan Butler	2	65.8	0:11.65	1:40.00 [12]	1:26.20 [10]	1:14.55 [9]	1:02.13 [10]	0:49.57 [11]	0:36.90 [13]	0:24.75 [13]	0:36.90	+4
			Overall	1400m	(0:13.80)	(0:11.65)	(0:12.42)	(0:12.56)	(0:12.67)	(0:12.15)	(0:11.89)		
13	1 ATLANTIC ROYAL Larry Cassidy	9	65.2	0:11.64	1:40.25 [13]	1:26.55 [8]	1:14.91 [8]	1:02.63 [9]	0:50.09 [9]	0:37.46 [9]	0:25.26 [9]	0:37.46	+7
			Overall	1400m	(0:13.70)	(0:11.64)	(0:12.28)	(0:12.54)	(0:12.63)	(0:12.20)	(0:11.91)		
14	17 CLEARY ADONIS Bailey Wheeler	8	65.0	0:11.97	1:40.38 [14]	1:26.62 [9]	1:14.65 [11]	1:02.24 [12]	0:49.84 [13]	0:37.36 [12]	0:25.22 [11]	0:37.36	+5
			Overall	1400m	(0:13.76)	(0:11.97)	(0:12.41)	(0:12.40)	(0:12.48)	(0:12.14)	(0:11.99)		
15	15 FORCE ME Tiffani Brooker	17	63.8	0:11.86	1:40.53 [15]	1:26.60 [12]	1:14.74 [12]	1:02.28 [13]	0:49.83 [15]	0:37.29 [15]	0:25.06 [14]	0:37.29	+7
			Overall	1400m	(0:13.93)	(0:11.86)	(0:12.46)	(0:12.45)	(0:12.54)	(0:12.23)	(0:12.01)		
16	16 EARN OUT Nathan Thomas	18	63.3	0:11.87	1:42.41 [16]	1:28.29 [15]	1:16.42 [14]	1:04.14 [14]	0:51.90 [12]	0:39.42 [10]	0:26.88 [15]	0:39.42	+10
			1400m	1400m	(0:14.12)	(0:11.87)	(0:12.28)	(0:12.24)	(0:12.48)	(0:12.54)	(0:12.54)		

Scratched: Selfie Time (#6), Modern Family (#18)

[] Ranking at each section and finish
 -:-:- No data available at this section
 NA No data available

SCN Saddle cloth number
 DNF Did not finish
 DNT Did not track



Sunshine Coast QLD Professional

Race 6: SILVAN RIDGE BENCHMARK 58 Handicap - 1600m



16 July 2023 - 15:35

Track Rating: Soft 5, Weather: Overcast, Rail Position: 4m

Section				200m				Last 600m	
Field Times				0:12.27 (0:12.27)				0:36.81	
Rank	TAB	Horse/Jockey	Barrier	Top Speed [km/h]	Fastest Section	Margin			Distance Travelled [m]
1	4	SLY CORNER Micheal Hellyer	3	65.2 Overall	0:11.65 1400m	0:12.27 [1] (0:12.27)	1:38.63		0:35.98
2	7	SHEZA FIRECRACKER Justin Stanley	13	63.9 400m	0:11.43 400m	0:12.05 [6] (0:12.05)	0.4L		0:35.51 +1
3	3	HADOUKEN Mark Du Plessis	14	69.5 1400m	0:11.07 1400m	0:12.47 [2] (0:12.47)	1.2L		0:36.72 +8
4	5	SATASHI Damien Thornton	7	65.4 1400m	0:11.38 1400m	0:12.50 [3] (0:12.50)	1.4L		0:36.41 +5
5	12	AU REVOIR Ben Thompson	5	67.9 1400m	0:11.35 1400m	0:12.47 [4] (0:12.47)	1.7L		0:36.86 +0
6	8	FIRSTLUV Samantha Collett	10	65.0 Overall	0:11.58 400m	0:12.38 [8] (0:12.38)	2L		0:36.08 +0
7	9	HARBELLE Angela Jones	1	65.9 Overall	0:11.58 1400m	0:12.59 [10] (0:12.59)	3.8L		0:36.75 -1
8	13	ABOVE THE SKY Taylor Marshall	6	67.7 Overall	0:11.41 1400m	0:12.79 [7] (0:12.79)	4.2L		0:37.19 +4
9	2	POINT THE WAGON Emily Lang	11	63.2 400m	0:11.59 400m	0:12.56 [12] (0:12.56)	5.5L		0:36.32 +3
10	10	TEE AMICI Georgina Cartwright	12	68.6 1400m	0:10.97 1400m	0:13.14 [5] (0:13.14)	5.6L		0:37.92 -1

Scratched: Selfie Time (#6), Modern Family (#18)



Sunshine Coast QLD Professional

Race 6: SILVAN RIDGE BENCHMARK 58 Handicap - 1600m



16 July 2023 - 15:35

Track Rating: Soft 5, Weather: Overcast, Rail Position: 4m

Section				200m				Last 600m	
Field Times				0:12.27 (0:12.27)				0:36.81	
Rank	TAB	Horse/Jockey	Barrier	Top Speed [km/h]	Fastest Section	Margin			Distance Travelled [m]
11	11	WITCH DAY Michael Cahill	4	65.4 Overall	0:11.56 1400m	0:13.20 [9] (0:13.20)	6.9L		0:37.22 +1
12	14	THE BRUMBY Morgan Butler	2	65.8 Overall	0:11.65 1400m	0:12.86 [13] (0:12.86)	7.1L		0:36.90 +4
13	1	ATLANTIC ROYAL Larry Cassidy	9	65.2 Overall	0:11.64 1400m	0:13.35 [11] (0:13.35)	8.4L		0:37.46 +7
14	17	CLEARY ADONIS Bailey Wheeler	8	65.0 Overall	0:11.97 1400m	0:13.23 [14] (0:13.23)	8.9L		0:37.36 +5
15	15	FORCE ME Tiffani Brooker	17	63.8 Overall	0:11.86 1400m	0:13.05 [15] (0:13.05)	9.7L		0:37.29 +7
16	16	EARN OUT Nathan Thomas	18	63.3 1400m	0:11.87 1400m	0:14.34 [16] (0:14.34)	20.5L		0:39.42 +10

Scratched: Selfie Time (#6), Modern Family (#18)



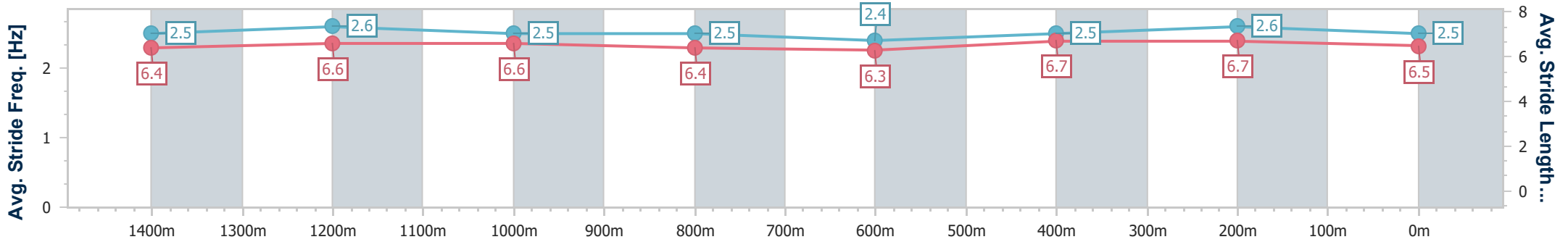
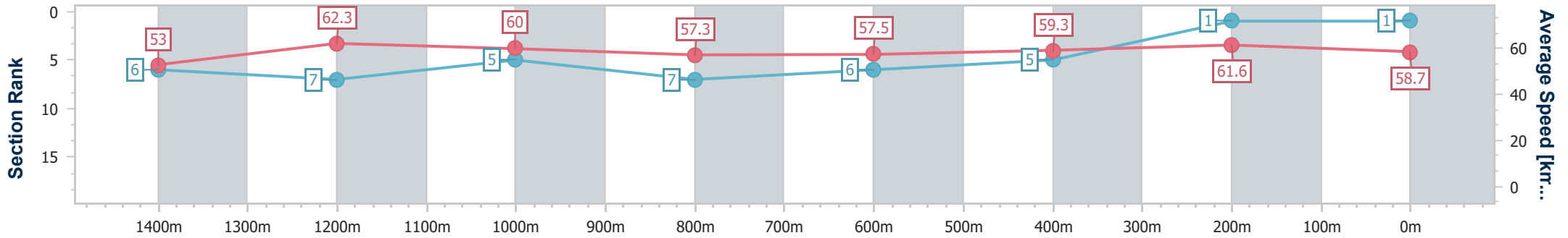
Horse/Jockey Name	Sly Corner
Final Rank	1
Fastest Section Time (Section)	0:11.65 (1400m)
Top Speed [km/h] (Section)	65.2 (Overall)
Race State	Finished



Sunshine Coast QLD Professional
 Race 6: SILVAN RIDGE BENCHMARK 58 Handicap - 1600m
 16 July 2023 - 15:35
 Track Rating: Soft 5, Weather: Overcast, Rail Position: 4m



Section	Overall	1400m	1200m	1000m	800m	600m	400m	200m
Section Times	1:38.62 [1] (0:13.57)	1:25.05 [6] (0:11.65)	1:13.40 [7] (0:12.06)	1:01.34 [5] (0:12.69)	0:48.65 [7] (0:12.67)	0:35.98 [6] (0:12.01)	0:23.97 [5] (0:11.70)	0:12.27 [1] (0:12.27)
Average Speed [km/h]	53.0	62.3	60.0	57.3	57.5	59.3	61.6	58.7
Top Speed [km/h]	65.2	64.9	61.7	58.8	58.7	60.6	63.0	61.3
Avg. Dist. to Rail [m]	4.0	3.0	3.6	4.4	2.0	1.7	3.4	5.7
Avg. Stride Freq. [Hz]	2.5	2.6	2.5	2.5	2.4	2.5	2.6	2.5
Avg. Stride Length [m]	6.4	6.6	6.6	6.4	6.3	6.7	6.7	6.5



- [] Ranking at each section and finish
- .-.- No data available at this section
- NA No data available



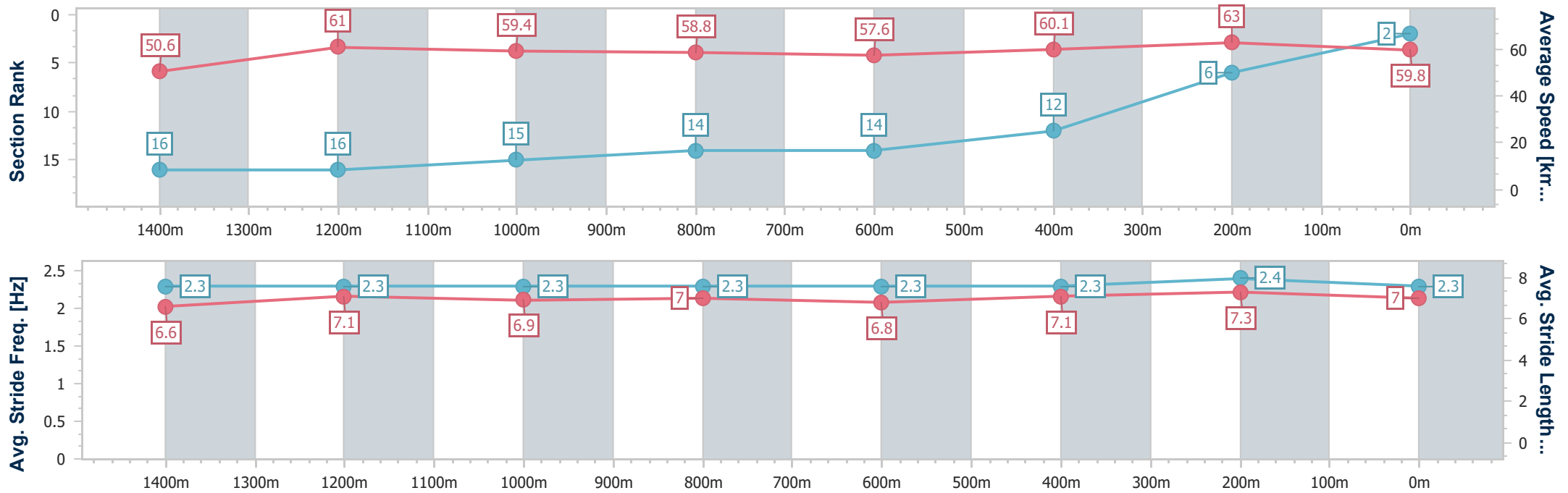
Horse/Jockey Name	Sheza Firecracker
Final Rank	2
Fastest Section Time (Section)	0:11.43 (400m)
Top Speed [km/h] (Section)	63.9 (400m)
Race State	Finished



Sunshine Coast QLD Professional
 Race 6: SILVAN RIDGE BENCHMARK 58 Handicap - 1600m
 16 July 2023 - 15:35
 Track Rating: Soft 5, Weather: Overcast, Rail Position: 4m



Section	Overall	1400m	1200m	1000m	800m	600m	400m	200m
Section Times	1:38.71 [2] (0:14.25)	1:24.46 [16] (0:11.88)	1:12.58 [16] (0:12.15)	1:00.43 [15] (0:12.29)	0:48.14 [14] (0:12.63)	0:35.51 [14] (0:12.03)	0:23.48 [12] (0:11.43)	0:12.05 [6] (0:12.05)
Average Speed [km/h]	50.6	61.0	59.4	58.8	57.6	60.1	63.0	59.8
Top Speed [km/h]	63.0	63.0	60.9	60.3	59.5	62.9	63.9	62.4
Avg. Dist. to Rail [m]	11.9	2.9	2.3	2.3	1.5	0.7	3.2	4.4
Avg. Stride Freq. [Hz]	2.3	2.3	2.3	2.3	2.3	2.3	2.4	2.3
Avg. Stride Length [m]	6.6	7.1	6.9	7.0	6.8	7.1	7.3	7.0



- [] Ranking at each section and finish
- .-.-.- No data available at this section
- NA No data available



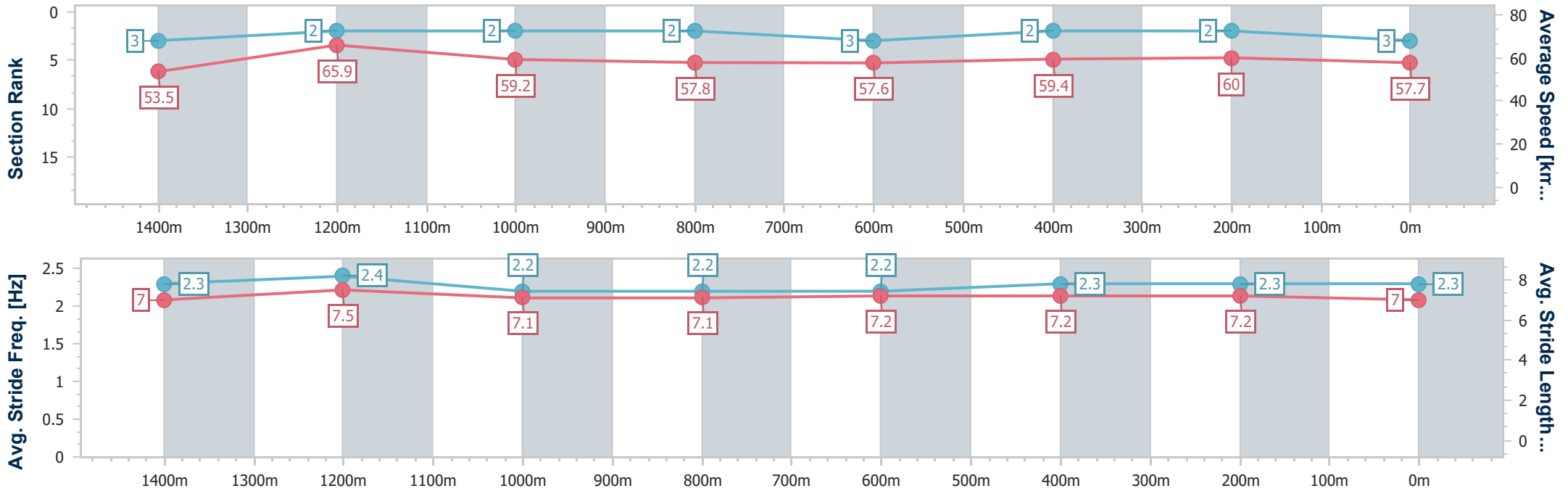
Horse/Jockey Name	Hadouken
Final Rank	3
Fastest Section Time (Section)	0:11.07 (1400m)
Top Speed [km/h] (Section)	69.5 (1400m)
Race State	Finished



Sunshine Coast QLD Professional
 Race 6: SILVAN RIDGE BENCHMARK 58 Handicap - 1600m
 16 July 2023 - 15:35
 Track Rating: Soft 5, Weather: Overcast, Rail Position: 4m



Section	Overall	1400m	1200m	1000m	800m	600m	400m	200m
Section Times	1:38.88 [3] (0:13.45)	1:25.43 [3] (0:11.07)	1:14.36 [2] (0:12.24)	1:02.12 [2] (0:12.61)	0:49.51 [2] (0:12.79)	0:36.72 [3] (0:12.25)	0:24.47 [2] (0:12.00)	0:12.47 [2] (0:12.47)
Average Speed [km/h]	53.5	65.9	59.2	57.8	57.6	59.4	60.0	57.7
Top Speed [km/h]	67.8	69.5	61.0	58.9	58.1	60.6	61.5	60.0
Avg. Dist. to Rail [m]	13.1	5.6	5.4	5.1	3.8	1.8	5.6	7.3
Avg. Stride Freq. [Hz]	2.3	2.4	2.2	2.2	2.2	2.3	2.3	2.3
Avg. Stride Length [m]	7.0	7.5	7.1	7.1	7.2	7.2	7.2	7.0



- [] Ranking at each section and finish
- .-.- No data available at this section
- NA No data available



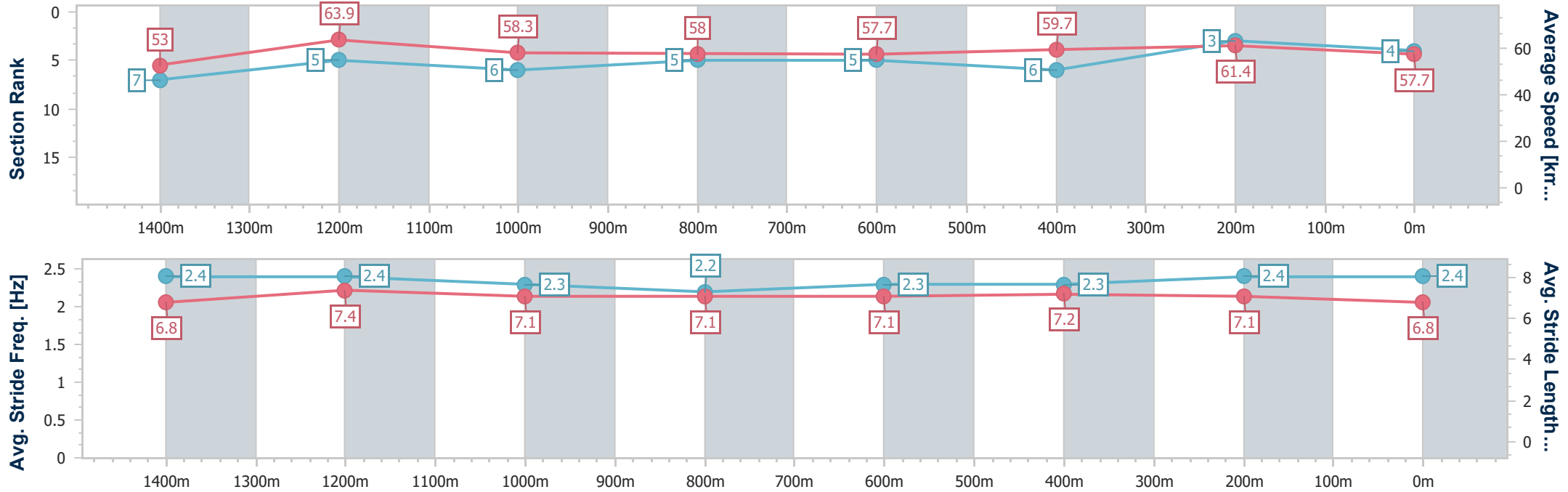
Horse/Jockey Name	Satashi
Final Rank	4
Fastest Section Time (Section)	0:11.38 (1400m)
Top Speed [km/h] (Section)	65.4 (1400m)
Race State	Finished



Sunshine Coast QLD Professional
 Race 6: SILVAN RIDGE BENCHMARK 58 Handicap - 1600m
 16 July 2023 - 15:35
 Track Rating: Soft 5, Weather: Overcast, Rail Position: 4m



Section	Overall	1400m	1200m	1000m	800m	600m	400m	200m
Section Times	1:38.93 [4] (0:13.59)	1:25.34 [7] (0:11.38)	1:13.96 [5] (0:12.39)	1:01.57 [6] (0:12.50)	0:49.07 [5] (0:12.66)	0:36.41 [5] (0:12.20)	0:24.21 [6] (0:11.71)	0:12.50 [3] (0:12.50)
Average Speed [km/h]	53.0	63.9	58.3	58.0	57.7	59.7	61.4	57.7
Top Speed [km/h]	64.8	65.4	60.1	58.7	59.4	61.2	62.1	61.1
Avg. Dist. to Rail [m]	8.6	4.6	3.5	3.0	2.5	1.8	6.2	8.3
Avg. Stride Freq. [Hz]	2.4	2.4	2.3	2.2	2.3	2.3	2.4	2.4
Avg. Stride Length [m]	6.8	7.4	7.1	7.1	7.1	7.2	7.1	6.8



- [] Ranking at each section and finish
- .-.-.- No data available at this section
- NA No data available



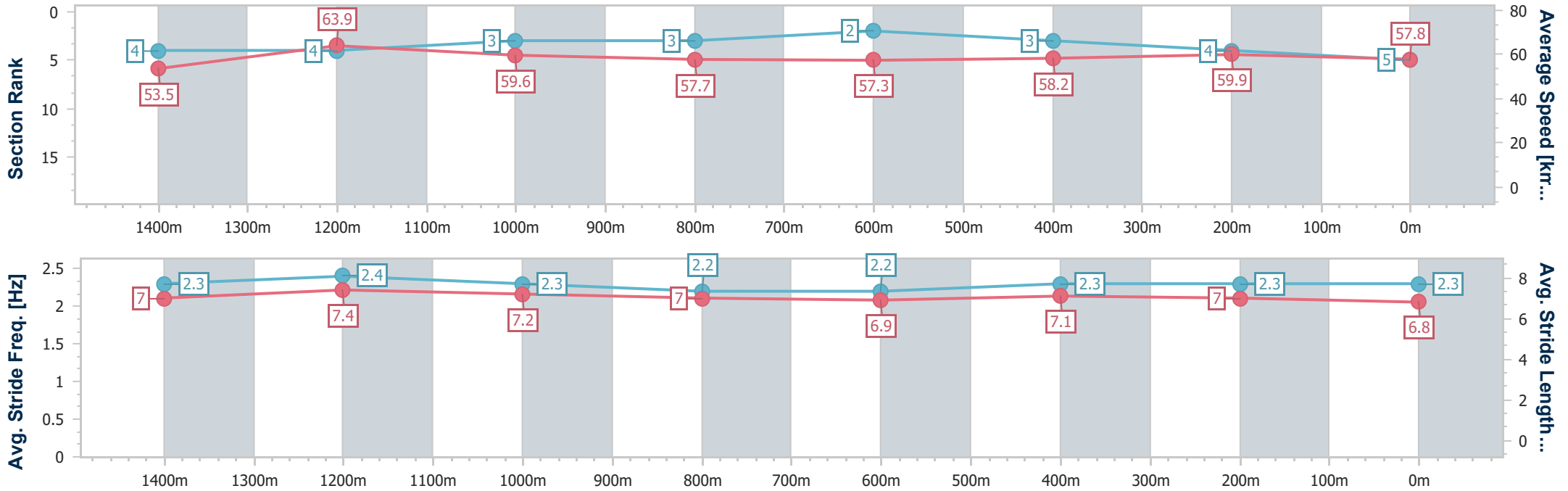
Horse/Jockey Name	Au Revoir
Final Rank	5
Fastest Section Time (Section)	0:11.35 (1400m)
Top Speed [km/h] (Section)	67.9 (1400m)
Race State	Finished



Sunshine Coast QLD Professional
 Race 6: SILVAN RIDGE BENCHMARK 58 Handicap - 1600m
 16 July 2023 - 15:35
 Track Rating: Soft 5, Weather: Overcast, Rail Position: 4m



Section	Overall	1400m	1200m	1000m	800m	600m	400m	200m
Section Times	1:39.01 [5] (0:13.46)	1:25.55 [4] (0:11.35)	1:14.20 [4] (0:12.12)	1:02.08 [3] (0:12.54)	0:49.54 [3] (0:12.68)	0:36.86 [2] (0:12.37)	0:24.49 [3] (0:12.02)	0:12.47 [4] (0:12.47)
Average Speed [km/h]	53.5	63.9	59.6	57.7	57.3	58.2	59.9	57.8
Top Speed [km/h]	67.8	67.9	61.9	59.2	58.4	58.9	60.3	59.6
Avg. Dist. to Rail [m]	6.0	3.1	2.4	2.0	1.4	0.3	1.9	3.1
Avg. Stride Freq. [Hz]	2.3	2.4	2.3	2.2	2.2	2.3	2.3	2.3
Avg. Stride Length [m]	7.0	7.4	7.2	7.0	6.9	7.1	7.0	6.8



- [] Ranking at each section and finish
- .-.- No data available at this section
- NA No data available



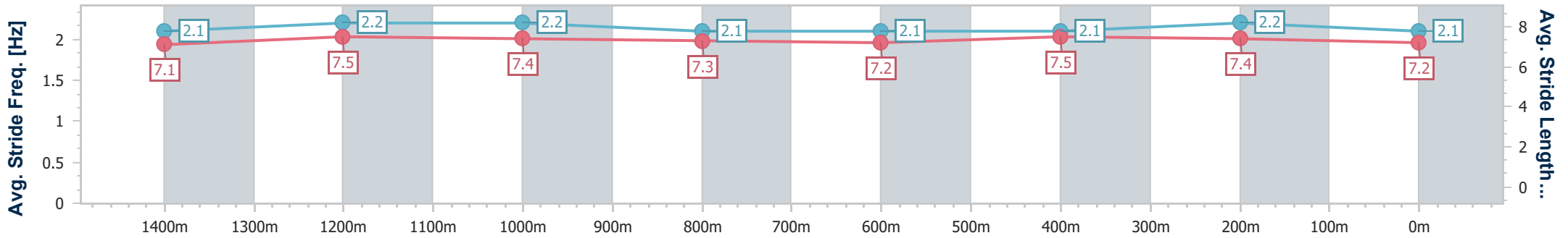
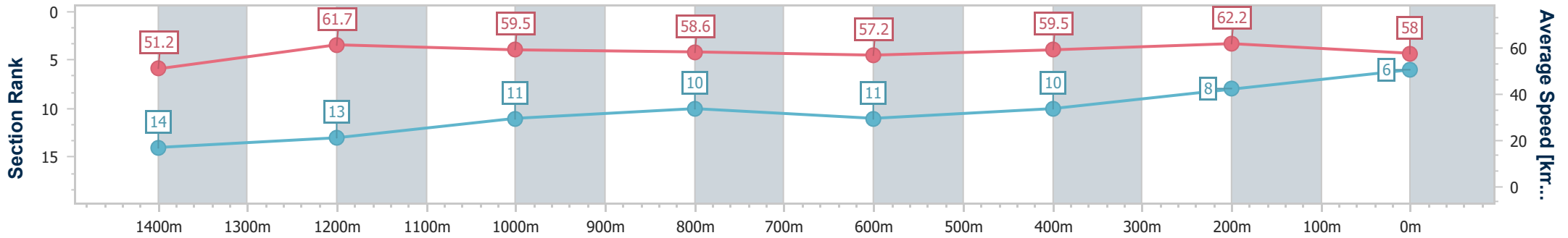
Horse/Jockey Name	Firstluv
Final Rank	6
Fastest Section Time (Section)	0:11.58 (400m)
Top Speed [km/h] (Section)	65.0 (Overall)
Race State	Finished



Sunshine Coast QLD Professional
 Race 6: SILVAN RIDGE BENCHMARK 58 Handicap - 1600m
 16 July 2023 - 15:35
 Track Rating: Soft 5, Weather: Overcast, Rail Position: 4m



Section	Overall	1400m	1200m	1000m	800m	600m	400m	200m
Section Times	1:39.08 [6] (0:14.07)	1:25.01 [14] (0:11.74)	1:13.27 [13] (0:12.13)	1:01.14 [11] (0:12.35)	0:48.79 [10] (0:12.71)	0:36.08 [11] (0:12.12)	0:23.96 [10] (0:11.58)	0:12.38 [8] (0:12.38)
Average Speed [km/h]	51.2	61.7	59.5	58.6	57.2	59.5	62.2	58.0
Top Speed [km/h]	65.0	63.4	61.7	59.4	58.4	61.5	63.0	60.8
Avg. Dist. to Rail [m]	7.7	2.3	2.2	2.0	1.4	0.3	1.1	1.7
Avg. Stride Freq. [Hz]	2.1	2.2	2.2	2.1	2.1	2.1	2.2	2.1
Avg. Stride Length [m]	7.1	7.5	7.4	7.3	7.2	7.5	7.4	7.2



- [] Ranking at each section and finish
- .-.- No data available at this section
- NA No data available



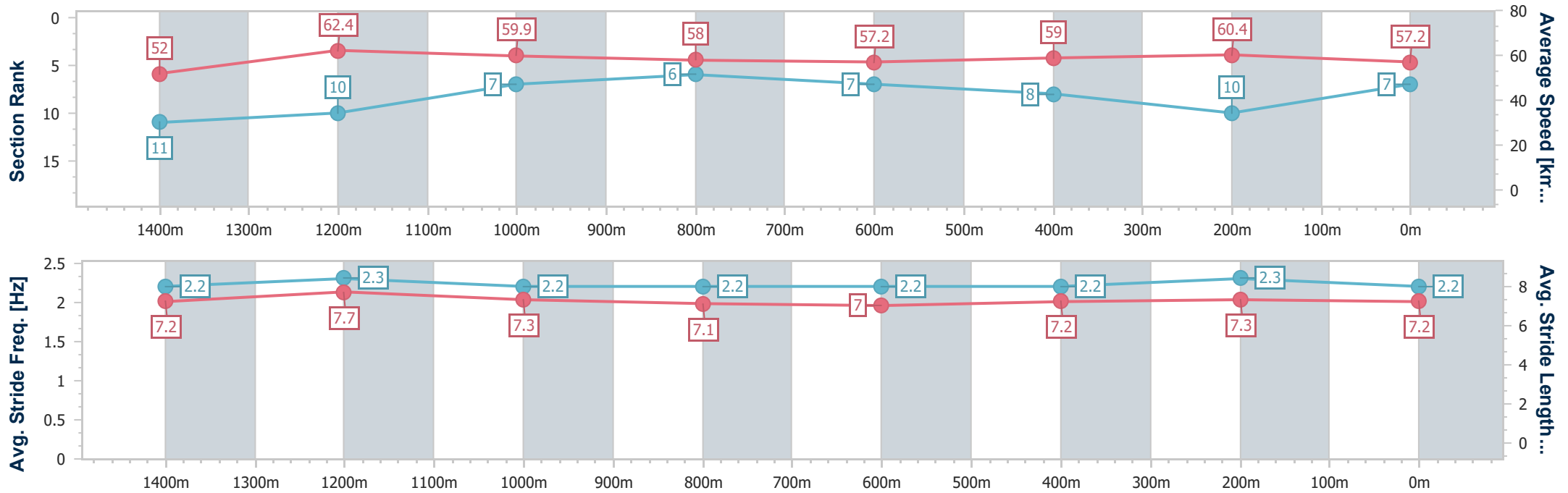
Horse/Jockey Name	Harbelle
Final Rank	7
Fastest Section Time (Section)	0:11.58 (1400m)
Top Speed [km/h] (Section)	65.9 (Overall)
Race State	Finished



Sunshine Coast QLD Professional
 Race 6: SILVAN RIDGE BENCHMARK 58 Handicap - 1600m
 16 July 2023 - 15:35
 Track Rating: Soft 5, Weather: Overcast, Rail Position: 4m



Section	Overall	1400m	1200m	1000m	800m	600m	400m	200m
Section Times	1:39.40 [7] (0:13.87)	1:25.53 [11] (0:11.58)	1:13.95 [10] (0:12.04)	1:01.91 [7] (0:12.48)	0:49.43 [6] (0:12.68)	0:36.75 [7] (0:12.22)	0:24.53 [8] (0:11.94)	0:12.59 [10] (0:12.59)
Average Speed [km/h]	52.0	62.4	59.9	58.0	57.2	59.0	60.4	57.2
Top Speed [km/h]	65.9	65.2	61.8	58.7	58.2	59.8	61.0	59.0
Avg. Dist. to Rail [m]	1.7	1.5	1.9	2.1	1.4	0.3	2.3	3.4
Avg. Stride Freq. [Hz]	2.2	2.3	2.2	2.2	2.2	2.2	2.3	2.2
Avg. Stride Length [m]	7.2	7.7	7.3	7.1	7.0	7.2	7.3	7.2



- [] Ranking at each section and finish
- .-.- No data available at this section
- NA No data available



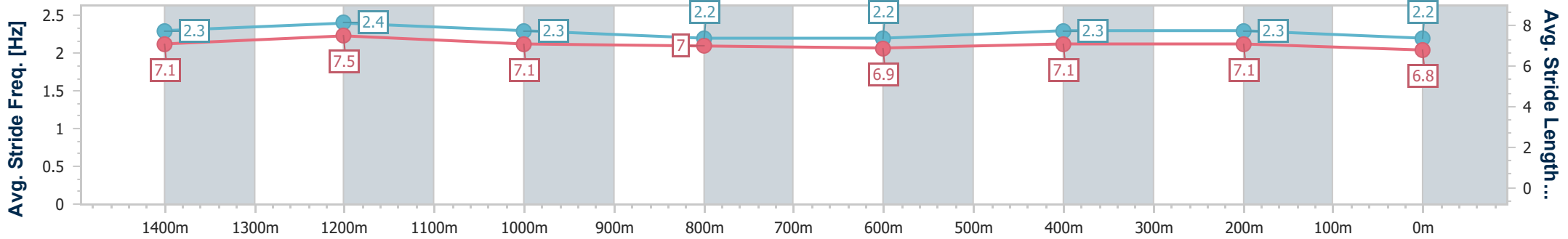
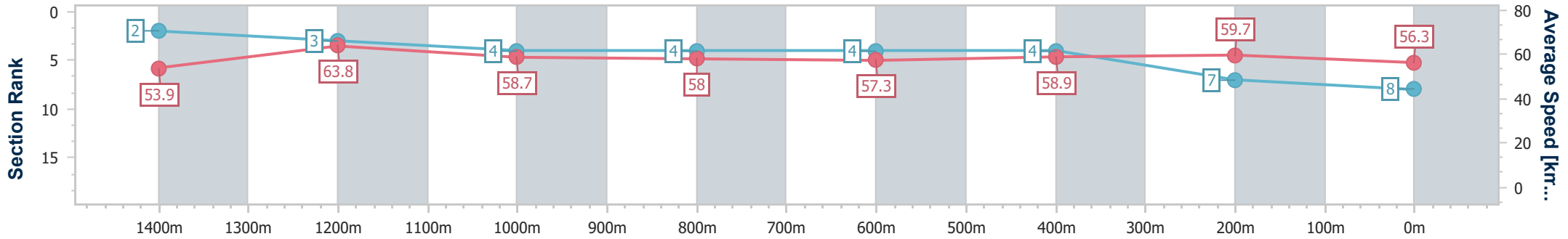
Horse/Jockey Name	Above The Sky
Final Rank	8
Fastest Section Time (Section)	0:11.41 (1400m)
Top Speed [km/h] (Section)	67.7 (Overall)
Race State	Finished



Sunshine Coast QLD Professional
 Race 6: SILVAN RIDGE BENCHMARK 58 Handicap - 1600m
 16 July 2023 - 15:35
 Track Rating: Soft 5, Weather: Overcast, Rail Position: 4m



Section	Overall	1400m	1200m	1000m	800m	600m	400m	200m
Section Times	1:39.49 [8] (0:13.35)	1:26.14 [2] (0:11.41)	1:14.73 [3] (0:12.31)	1:02.42 [4] (0:12.52)	0:49.90 [4] (0:12.71)	0:37.19 [4] (0:12.33)	0:24.86 [4] (0:12.07)	0:12.79 [7] (0:12.79)
Average Speed [km/h]	53.9	63.8	58.7	58.0	57.3	58.9	59.7	56.3
Top Speed [km/h]	67.7	67.0	60.8	59.1	58.4	60.3	60.5	59.0
Avg. Dist. to Rail [m]	7.0	4.0	3.1	2.9	2.2	1.6	5.6	6.8
Avg. Stride Freq. [Hz]	2.3	2.4	2.3	2.2	2.2	2.3	2.3	2.2
Avg. Stride Length [m]	7.1	7.5	7.1	7.0	6.9	7.1	7.1	6.8



- [] Ranking at each section and finish
- .-.- No data available at this section
- NA No data available



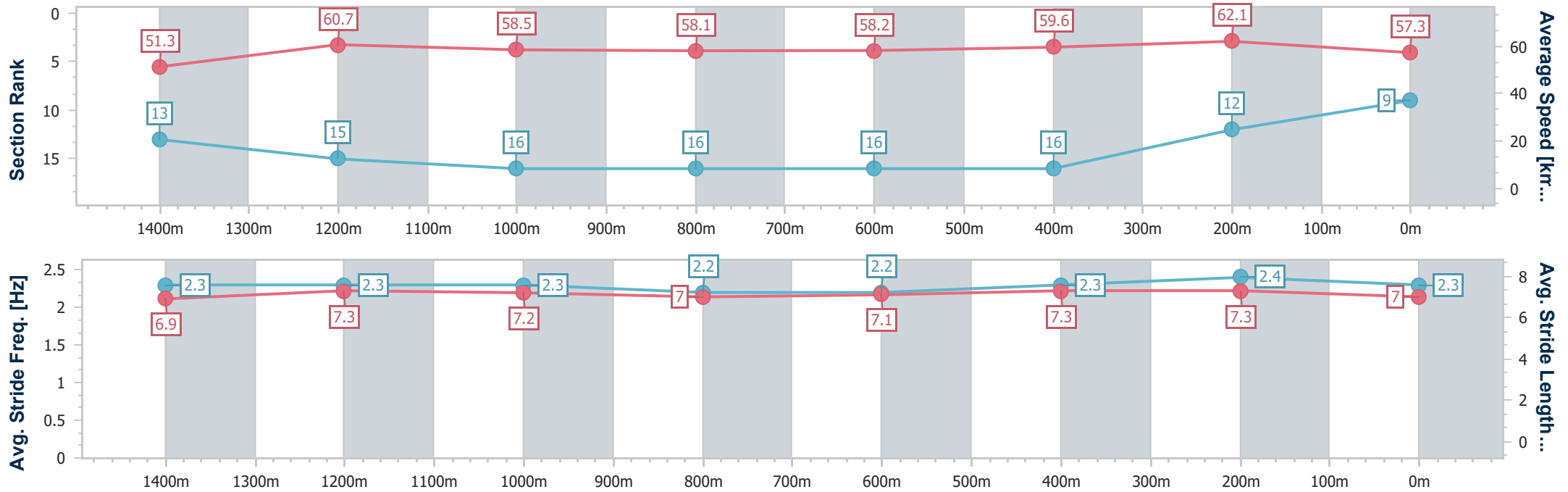
Horse/Jockey Name	Point The Wagon
Final Rank	9
Fastest Section Time (Section)	0:11.59 (400m)
Top Speed [km/h] (Section)	63.2 (400m)
Race State	Finished



Sunshine Coast QLD Professional
 Race 6: SILVAN RIDGE BENCHMARK 58 Handicap - 1600m
 16 July 2023 - 15:35
 Track Rating: Soft 5, Weather: Overcast, Rail Position: 4m



Section	Overall	1400m	1200m	1000m	800m	600m	400m	200m
Section Times	1:39.70 [9] (0:14.07)	1:25.63 [13] (0:11.95)	1:13.68 [15] (0:12.36)	1:01.32 [16] (0:12.43)	0:48.89 [16] (0:12.57)	0:36.32 [16] (0:12.17)	0:24.15 [16] (0:11.59)	0:12.56 [12] (0:12.56)
Average Speed [km/h]	51.3	60.7	58.5	58.1	58.2	59.6	62.1	57.3
Top Speed [km/h]	62.2	63.0	60.3	60.1	60.0	61.9	63.2	60.9
Avg. Dist. to Rail [m]	10.9	3.9	3.6	2.7	2.2	1.3	1.3	2.0
Avg. Stride Freq. [Hz]	2.3	2.3	2.3	2.2	2.2	2.3	2.4	2.3
Avg. Stride Length [m]	6.9	7.3	7.2	7.0	7.1	7.3	7.3	7.0



- [] Ranking at each section and finish
- .-.- No data available at this section
- NA No data available



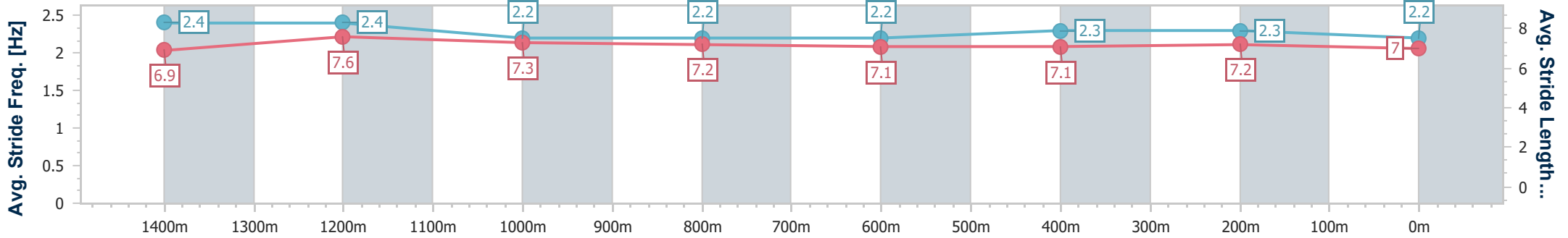
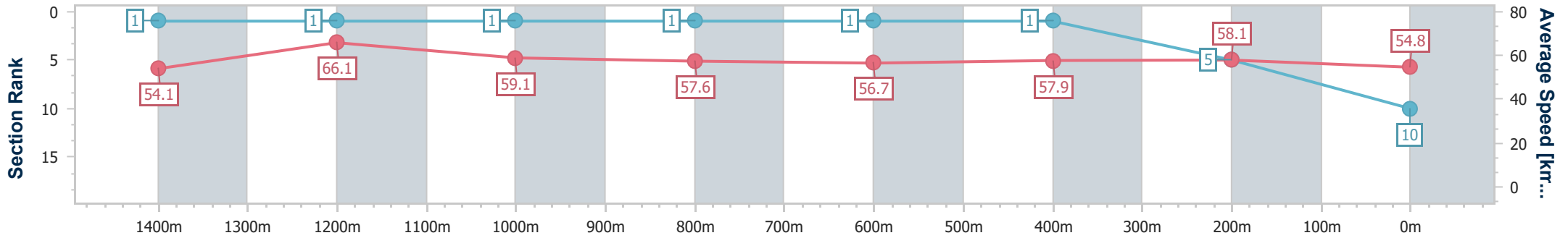
Horse/Jockey Name	Tee Amici
Final Rank	10
Fastest Section Time (Section)	0:10.97 (1400m)
Top Speed [km/h] (Section)	68.6 (1400m)
Race State	Finished



Sunshine Coast QLD Professional
 Race 6: SILVAN RIDGE BENCHMARK 58 Handicap - 1600m
 16 July 2023 - 15:35
 Track Rating: Soft 5, Weather: Overcast, Rail Position: 4m



Section	Overall	1400m	1200m	1000m	800m	600m	400m	200m
Section Times	1:39.73 [10] (0:13.32)	1:26.41 [1] (0:10.97)	1:15.44 [1] (0:12.20)	1:03.24 [1] (0:12.56)	0:50.68 [1] (0:12.76)	0:37.92 [1] (0:12.40)	0:25.52 [1] (0:12.38)	0:13.14 [5] (0:13.14)
Average Speed [km/h]	54.1	66.1	59.1	57.6	56.7	57.9	58.1	54.8
Top Speed [km/h]	68.1	68.6	61.7	58.4	57.8	58.5	59.5	57.0
Avg. Dist. to Rail [m]	11.4	3.9	2.4	2.2	0.8	0.5	0.5	0.1
Avg. Stride Freq. [Hz]	2.4	2.4	2.2	2.2	2.2	2.3	2.3	2.2
Avg. Stride Length [m]	6.9	7.6	7.3	7.2	7.1	7.1	7.2	7.0



- [] Ranking at each section and finish
- .-.- No data available at this section
- NA No data available



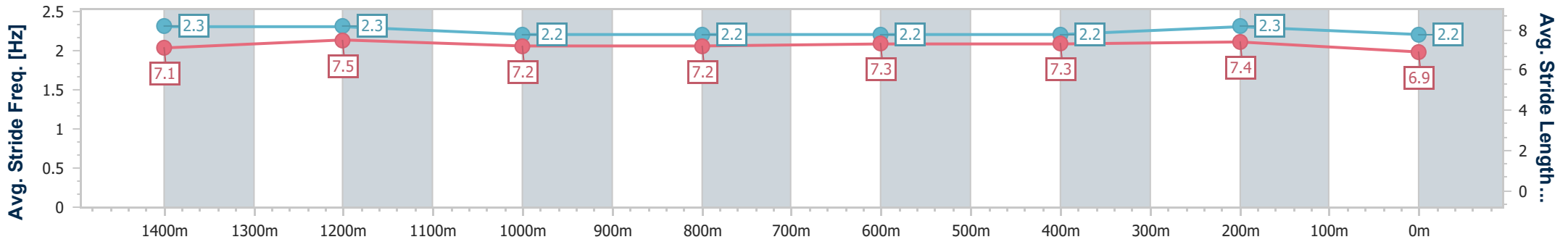
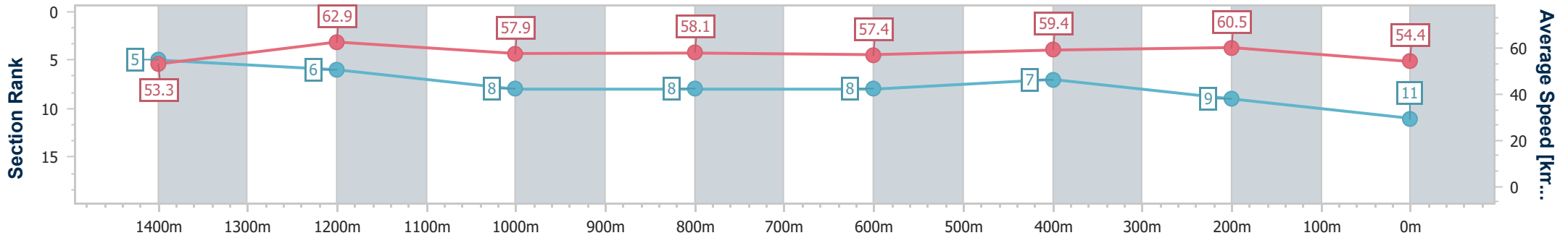
Horse/Jockey Name	Witch Day
Final Rank	11
Fastest Section Time (Section)	0:11.56 (1400m)
Top Speed [km/h] (Section)	65.4 (Overall)
Race State	Finished



Sunshine Coast QLD Professional
 Race 6: SILVAN RIDGE BENCHMARK 58 Handicap - 1600m
 16 July 2023 - 15:35
 Track Rating: Soft 5, Weather: Overcast, Rail Position: 4m



Section	Overall	1400m	1200m	1000m	800m	600m	400m	200m
Section Times	1:39.97 [11] (0:13.51)	1:26.46 [5] (0:11.56)	1:14.90 [6] (0:12.47)	1:02.43 [8] (0:12.53)	0:49.90 [8] (0:12.68)	0:37.22 [8] (0:12.09)	0:25.13 [7] (0:11.93)	0:13.20 [9] (0:13.20)
Average Speed [km/h]	53.3	62.9	57.9	58.1	57.4	59.4	60.5	54.4
Top Speed [km/h]	65.4	64.4	60.8	58.9	58.2	60.3	61.5	59.0
Avg. Dist. to Rail [m]	5.2	3.7	3.9	4.2	2.1	0.6	3.8	7.4
Avg. Stride Freq. [Hz]	2.3	2.3	2.2	2.2	2.2	2.2	2.3	2.2
Avg. Stride Length [m]	7.1	7.5	7.2	7.2	7.3	7.3	7.4	6.9



- [] Ranking at each section and finish
- .-.- No data available at this section
- NA No data available



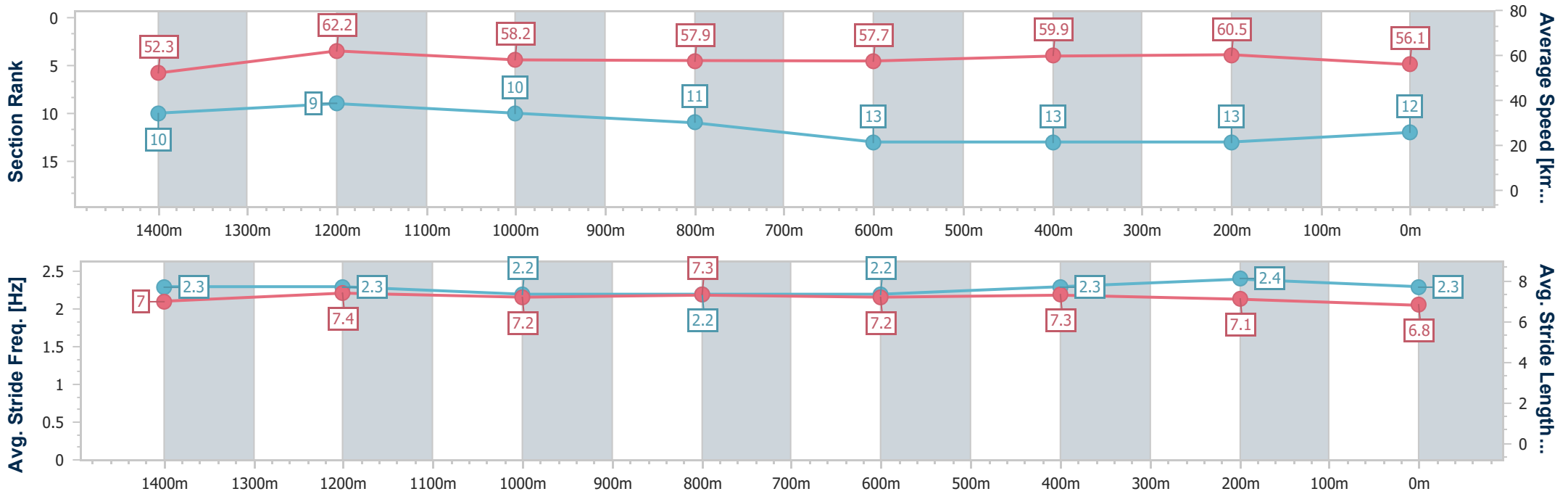
Horse/Jockey Name	The Brumby
Final Rank	12
Fastest Section Time (Section)	0:11.65 (1400m)
Top Speed [km/h] (Section)	65.8 (Overall)
Race State	Finished



Sunshine Coast QLD Professional
 Race 6: SILVAN RIDGE BENCHMARK 58 Handicap - 1600m
 16 July 2023 - 15:35
 Track Rating: Soft 5, Weather: Overcast, Rail Position: 4m



Section	Overall	1400m	1200m	1000m	800m	600m	400m	200m
Section Times	1:40.00 [12] (0:13.80)	1:26.20 [10] (0:11.65)	1:14.55 [9] (0:12.42)	1:02.13 [10] (0:12.56)	0:49.57 [11] (0:12.67)	0:36.90 [13] (0:12.15)	0:24.75 [13] (0:11.89)	0:12.86 [13]
Average Speed [km/h]	52.3	62.2	58.2	57.9	57.7	59.9	60.5	56.1
Top Speed [km/h]	65.8	64.9	61.0	59.6	59.7	61.2	61.5	59.7
Avg. Dist. to Rail [m]	3.5	3.1	3.4	3.7	2.5	1.6	6.2	5.1
Avg. Stride Freq. [Hz]	2.3	2.3	2.2	2.2	2.2	2.3	2.4	2.3
Avg. Stride Length [m]	7.0	7.4	7.2	7.3	7.2	7.3	7.1	6.8



- [] Ranking at each section and finish
- .-.- No data available at this section
- NA No data available



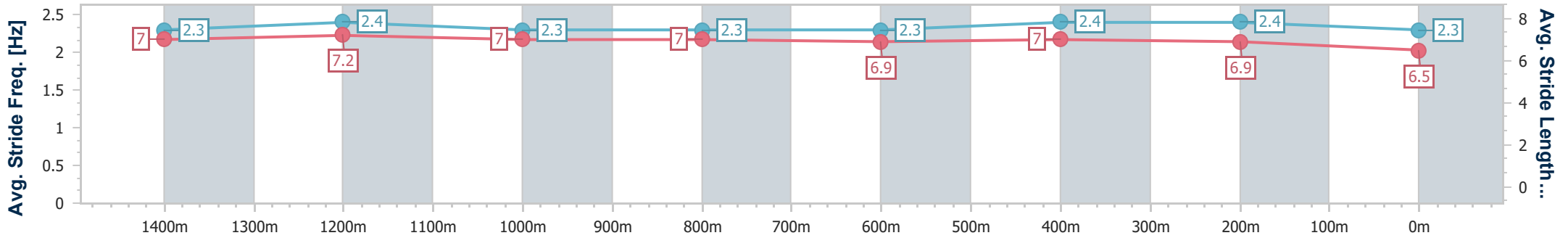
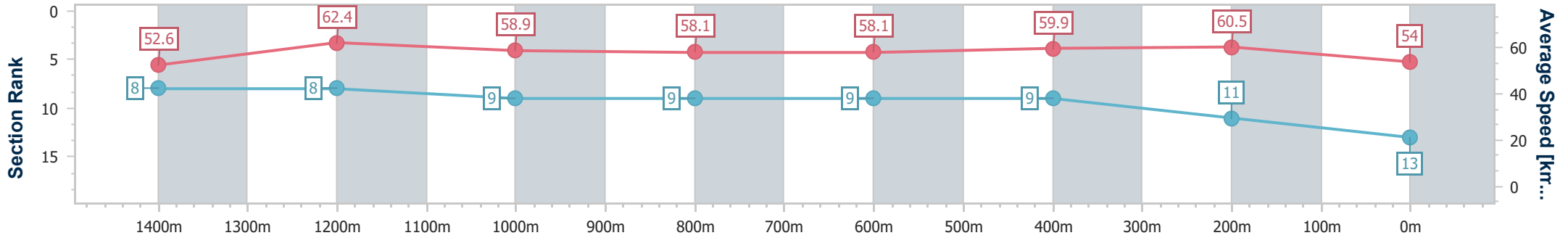
Horse/Jockey Name	Atlantic Royal
Final Rank	13
Fastest Section Time (Section)	0:11.64 (1400m)
Top Speed [km/h] (Section)	65.2 (Overall)
Race State	Finished



Sunshine Coast QLD Professional
 Race 6: SILVAN RIDGE BENCHMARK 58 Handicap - 1600m
 16 July 2023 - 15:35
 Track Rating: Soft 5, Weather: Overcast, Rail Position: 4m



Section	Overall	1400m	1200m	1000m	800m	600m	400m	200m
Section Times	1:40.25 [13] (0:13.70)	1:26.55 [8] (0:11.64)	1:14.91 [8] (0:12.28)	1:02.63 [9] (0:12.54)	0:50.09 [9] (0:12.63)	0:37.46 [9] (0:12.20)	0:25.26 [9] (0:11.91)	0:13.35 [11] (0:13.35)
Average Speed [km/h]	52.6	62.4	58.9	58.1	58.1	59.9	60.5	54.0
Top Speed [km/h]	65.2	65.1	61.2	58.8	59.5	61.5	62.0	58.2
Avg. Dist. to Rail [m]	7.8	4.0	4.7	4.4	3.5	2.3	6.0	8.8
Avg. Stride Freq. [Hz]	2.3	2.4	2.3	2.3	2.3	2.4	2.4	2.3
Avg. Stride Length [m]	7.0	7.2	7.0	7.0	6.9	7.0	6.9	6.5



- [] Ranking at each section and finish
- .-.- No data available at this section
- NA No data available



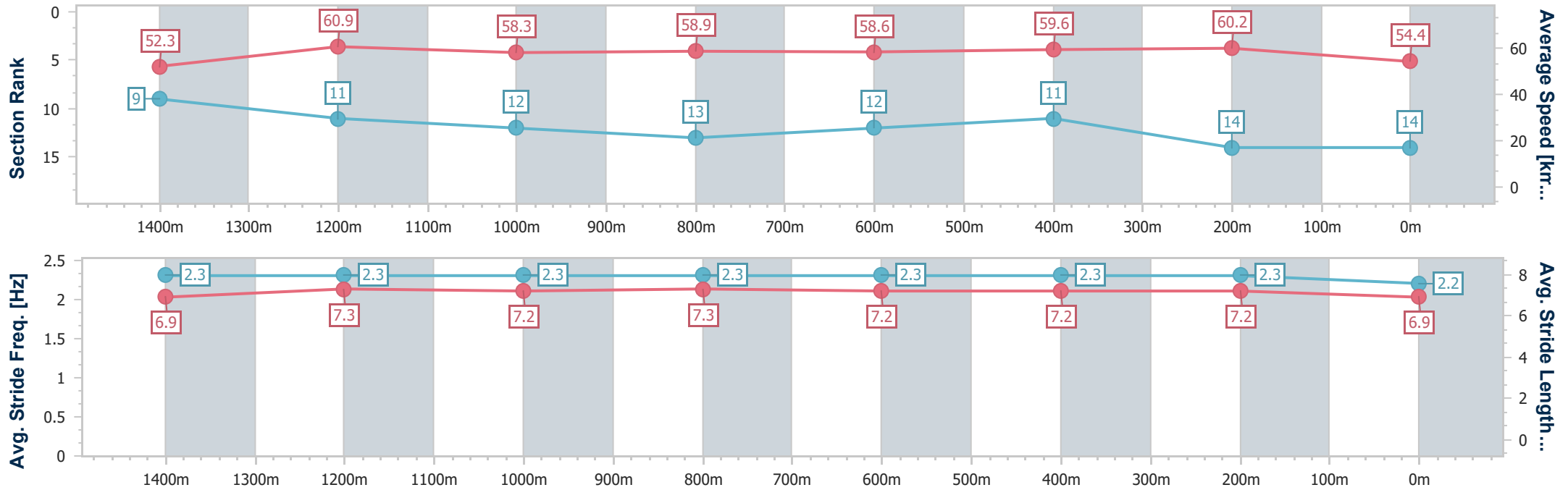
Horse/Jockey Name	Cleary Adonis
Final Rank	14
Fastest Section Time (Section)	0:11.97 (1400m)
Top Speed [km/h] (Section)	65.0 (Overall)
Race State	Finished



Sunshine Coast QLD Professional
 Race 6: SILVAN RIDGE BENCHMARK 58 Handicap - 1600m
 16 July 2023 - 15:35
 Track Rating: Soft 5, Weather: Overcast, Rail Position: 4m



Section	Overall	1400m	1200m	1000m	800m	600m	400m	200m
Section Times	1:40.38 [14] (0:13.76)	1:26.62 [9] (0:11.97)	1:14.65 [11] (0:12.41)	1:02.24 [12] (0:12.40)	0:49.84 [13] (0:12.48)	0:37.36 [12] (0:12.14)	0:25.22 [11] (0:11.99)	0:13.23 [14] (0:13.23)
Average Speed [km/h]	52.3	60.9	58.3	58.9	58.6	59.6	60.2	54.4
Top Speed [km/h]	65.0	63.1	60.6	61.7	59.9	60.6	61.2	58.8
Avg. Dist. to Rail [m]	6.5	4.7	5.4	4.9	2.7	0.8	7.1	10.6
Avg. Stride Freq. [Hz]	2.3	2.3	2.3	2.3	2.3	2.3	2.3	2.2
Avg. Stride Length [m]	6.9	7.3	7.2	7.3	7.2	7.2	7.2	6.9



- [] Ranking at each section and finish
- .-.- No data available at this section
- NA No data available



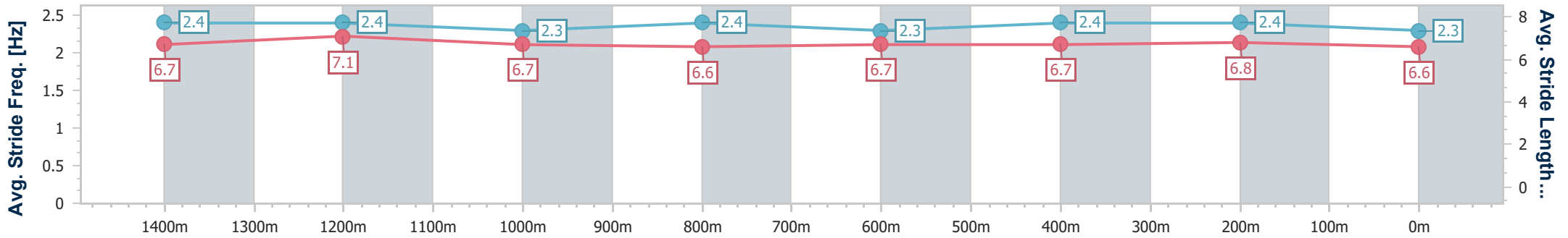
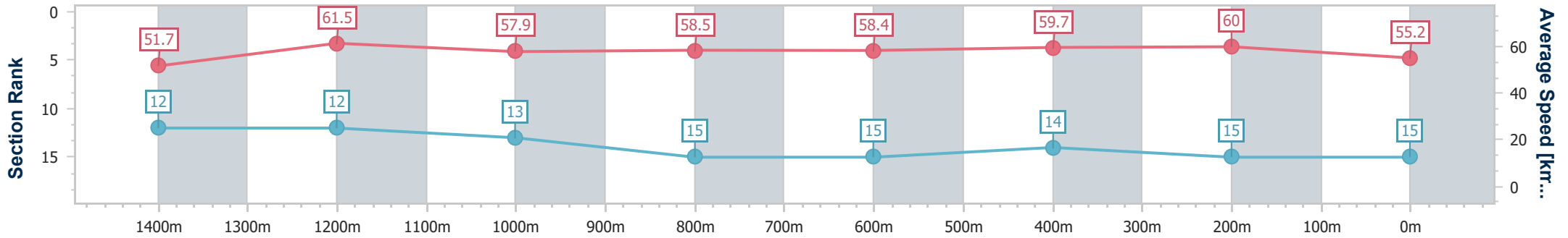
Horse/Jockey Name	Force Me
Final Rank	15
Fastest Section Time (Section)	0:11.86 (1400m)
Top Speed [km/h] (Section)	63.8 (Overall)
Race State	Finished



Sunshine Coast QLD Professional
 Race 6: SILVAN RIDGE BENCHMARK 58 Handicap - 1600m
 16 July 2023 - 15:35
 Track Rating: Soft 5, Weather: Overcast, Rail Position: 4m



Section	Overall	1400m	1200m	1000m	800m	600m	400m	200m
Section Times	1:40.53 [15] (0:13.93)	1:26.60 [12] (0:11.86)	1:14.74 [12] (0:12.46)	1:02.28 [13] (0:12.45)	0:49.83 [15] (0:12.54)	0:37.29 [15] (0:12.23)	0:25.06 [14] (0:12.01)	0:13.05 [15] (0:13.05)
Average Speed [km/h]	51.7	61.5	57.9	58.5	58.4	59.7	60.0	55.2
Top Speed [km/h]	63.8	63.8	59.5	60.7	59.6	60.9	61.0	57.9
Avg. Dist. to Rail [m]	14.2	5.3	3.9	4.1	2.9	2.5	6.1	6.6
Avg. Stride Freq. [Hz]	2.4	2.4	2.3	2.4	2.3	2.4	2.4	2.3
Avg. Stride Length [m]	6.7	7.1	6.7	6.6	6.7	6.7	6.8	6.6



- [] Ranking at each section and finish
- .-.- No data available at this section
- NA No data available



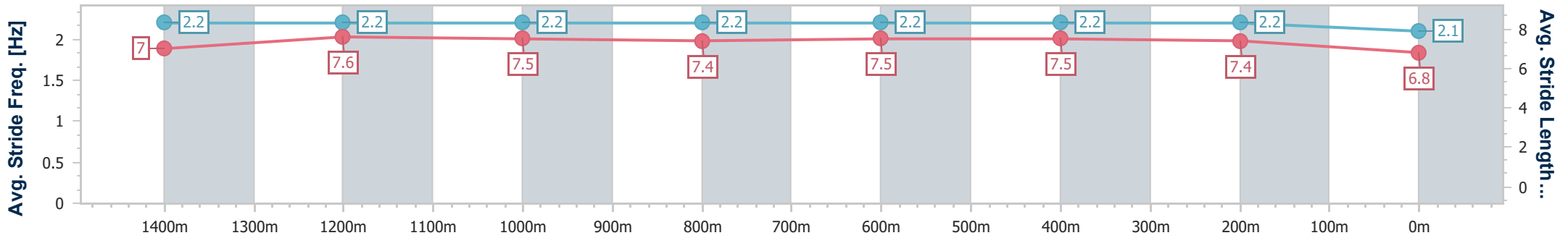
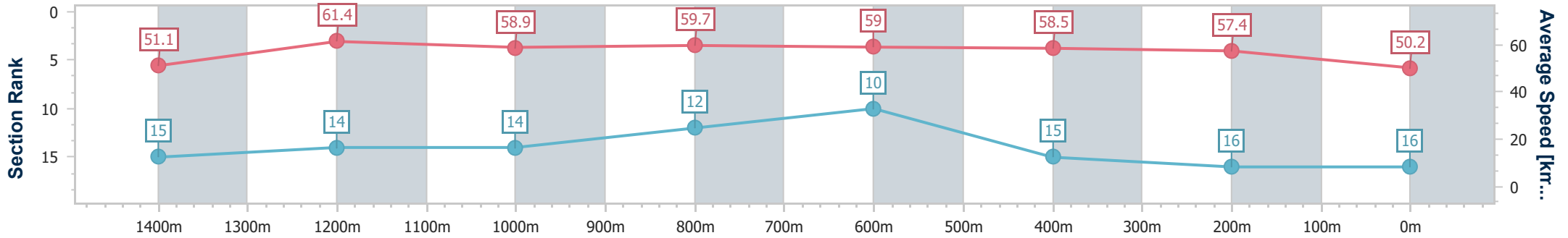
Horse/Jockey Name	Earn Out
Final Rank	16
Fastest Section Time (Section)	0:11.87 (1400m)
Top Speed [km/h] (Section)	63.3 (1400m)
Race State	Finished



Sunshine Coast QLD Professional
 Race 6: SILVAN RIDGE BENCHMARK 58 Handicap - 1600m
 16 July 2023 - 15:35
 Track Rating: Soft 5, Weather: Overcast, Rail Position: 4m



Section	Overall	1400m	1200m	1000m	800m	600m	400m	200m
Section Times	1:42.41 [16] (0:14.12)	1:28.29 [15] (0:11.87)	1:16.42 [14] (0:12.28)	1:04.14 [14] (0:12.24)	0:51.90 [12] (0:12.48)	0:39.42 [10] (0:12.54)	0:26.88 [15] (0:12.54)	0:14.34 [16] (0:14.34)
Average Speed [km/h]	51.1	61.4	58.9	59.7	59.0	58.5	57.4	50.2
Top Speed [km/h]	62.8	63.3	60.7	61.5	60.2	59.2	58.0	57.4
Avg. Dist. to Rail [m]	15.6	5.9	5.2	5.5	3.9	3.4	7.2	6.5
Avg. Stride Freq. [Hz]	2.2	2.2	2.2	2.2	2.2	2.2	2.2	2.1
Avg. Stride Length [m]	7.0	7.6	7.5	7.4	7.5	7.5	7.4	6.8



- [] Ranking at each section and finish
- .-.- No data available at this section
- NA No data available