



Toowoomba QLD Professional

Race 1: Donaldson Law BM58 Handicap - 1300m

29 July 2023 - 17:13



Track Rating: Good 4, Weather: Fine, Rail Position: +2m Entire

Section		Overall	1200m	1000m	800m	600m	400m	Last 600m				
Field Times		1:18.89 (0:07.90)	1:10.99 (0:10.93)	1:00.06 (0:11.44)	0:48.62 (0:11.93)	0:36.69 (0:12.13)	0:24.56 (0:12.25)	0:36.69				
Rank	TAB Horse/Jockey	Barrier	Top Speed [km/h]	Fastest Section	Distance Travelled [m]							
1	14 IN A MINUTE RILEY Chris Whiteley	1	65.6 1200m	0:08.11 Overall	1:18.89 [1] (0:08.11)	1:10.78 [4] (0:11.27)	0:59.51 [5] (0:11.69)	0:47.82 [5] (0:11.84)	0:35.98 [5] (0:12.03)	0:23.95 [5] (0:11.95)	0:35.98	
2	11 MILAGRO Olivia Webb	3	68.1 1200m	0:08.84 Overall	1:18.92 [2] (0:08.84)	1:10.08 [9] (0:10.99)	0:59.09 [9] (0:11.64)	0:47.45 [9] (0:11.85)	0:35.60 [9] (0:11.89)	0:23.71 [9] (0:11.68)	0:35.60	+5
3	9 BIE'RES Tahlia Fenlon	11	65.6 1200m	0:08.28 Overall	1:19.17 [3] (0:08.28)	1:10.89 [6] (0:11.17)	0:59.72 [6] (0:11.78)	0:47.94 [7] (0:11.87)	0:36.07 [8] (0:12.05)	0:24.02 [8] (0:12.03)	0:36.07	+3
4	5 PARUES Adin Thompson	7	66.9 1200m	0:07.95 Overall	1:19.28 [4] (0:07.95)	1:11.33 [2] (0:10.95)	1:00.38 [2] (0:11.66)	0:48.72 [2] (0:11.88)	0:36.84 [2] (0:12.03)	0:24.81 [2] (0:12.11)	0:36.84	+4
5	4 MONDAY MONDAY Alisha Donald	5	66.9 1200m	0:07.90 Overall	1:19.47 [5] (0:07.90)	1:11.57 [1] (0:10.93)	1:00.64 [1] (0:11.44)	0:49.20 [1] (0:11.93)	0:37.27 [1] (0:12.13)	0:25.14 [1] (0:12.28)	0:37.27	+3
6	8 KIKI COCO Sariah Champkin	9	66.6 1200m	0:08.01 Overall	1:19.52 [6] (0:08.01)	1:11.51 [3] (0:11.21)	1:00.30 [4] (0:11.54)	0:48.76 [3] (0:11.81)	0:36.95 [3] (0:12.00)	0:24.95 [3] (0:12.17)	0:36.95	+1
7	6 ANGELS SHARE Leeanne McCoy	12	66.2 1200m	0:08.58 Overall	1:19.54 [7] (0:08.58)	1:10.96 [8] (0:11.13)	0:59.83 [8] (0:11.60)	0:48.23 [8] (0:11.78)	0:36.45 [7] (0:11.91)	0:24.54 [6] (0:12.13)	0:36.45	+8
8	2 RELICTA Karl Zechner	10	68.1 1200m	0:08.14 Overall	1:20.05 [8] (0:08.14)	1:11.91 [5] (0:11.03)	1:00.88 [3] (0:11.61)	0:49.27 [4] (0:11.83)	0:37.44 [4] (0:12.08)	0:25.36 [4] (0:12.25)	0:37.44	+6
9	3 ZELSON Kenji Yoshida	17	66.4 1200m	0:08.41 Overall	1:20.13 [9] (0:08.41)	1:11.72 [7] (0:11.19)	1:00.53 [7] (0:11.52)	0:49.01 [6] (0:11.90)	0:37.11 [6] (0:12.07)	0:25.04 [7] (0:12.32)	0:37.11	+7

Scratched: Mountbatten (#16), Euphrates (#17), Mt Mort Shark (#18), Mr Eighty Eight (#12), Squeeze Dis (#15), Where's Tekay Now (#1), Hue (#10), Anthropica (#7), Citrouille (#13)



Toowoomba QLD Professional

Race 1: Donaldson Law BM58 Handicap - 1300m

29 July 2023 - 17:13



Track Rating: Good 4, Weather: Fine, Rail Position: +2m Entire

Section				200m				Last 600m	
Field Times				0:12.31 (0:12.31)				0:36.69	
Rank	TAB	Horse/Jockey	Barrier	Top Speed [km/h]	Fastest Section	Margin			Distance Travelled [m]
1	14	IN A MINUTE RILEY Chris Whiteley	1	65.6 1200m	0:08.11 Overall	0:12.00 [5] (0:12.00)	1:18.89		0:35.98
2	11	MILAGRO Olivia Webb	3	68.1 1200m	0:08.84 Overall	0:12.03 [4] (0:12.03)	0.2L		0:35.60 +5
3	9	BIE'RES Tahlia Fenlon	11	65.6 1200m	0:08.28 Overall	0:11.99 [8] (0:11.99)	1.5L		0:36.07 +3
4	5	PARUES Adin Thompson	7	66.9 1200m	0:07.95 Overall	0:12.70 [1] (0:12.70)	2L		0:36.84 +4
5	4	MONDAY MONDAY Alisha Donald	5	66.9 1200m	0:07.90 Overall	0:12.86 [2] (0:12.86)	3L		0:37.27 +3
6	8	KIKI COCO Sariah Champkin	9	66.6 1200m	0:08.01 Overall	0:12.78 [3] (0:12.78)	3.2L		0:36.95 +1
7	6	ANGELS SHARE Leeanne McCoy	12	66.2 1200m	0:08.58 Overall	0:12.41 [7] (0:12.41)	3.3L		0:36.45 +8
8	2	RELICTA Karl Zechner	10	68.1 1200m	0:08.14 Overall	0:13.11 [6] (0:13.11)	6.3L		0:37.44 +6
9	3	ZELSON Kenji Yoshida	17	66.4 1200m	0:08.41 Overall	0:12.72 [9] (0:12.72)	6.7L		0:37.11 +7

Scratched: Mountbatten (#16), Euphrates (#17), Mt Mort Shark (#18), Mr Eighty Eight (#12), Squeeze Dis (#15), Where's Tekay Now (#1), Hue (#10), Anthropica (#7), Citrouille (#13)



Horse/Jockey Name	In A Minute Riley
Final Rank	1
Fastest Section Time (Section)	0:08.11 (Overall)
Top Speed [km/h] (Section)	65.6 (1200m)
Race State	Finished



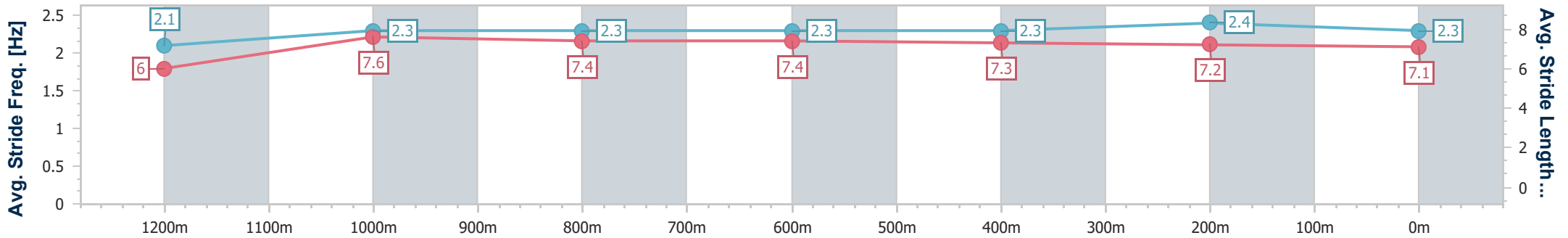
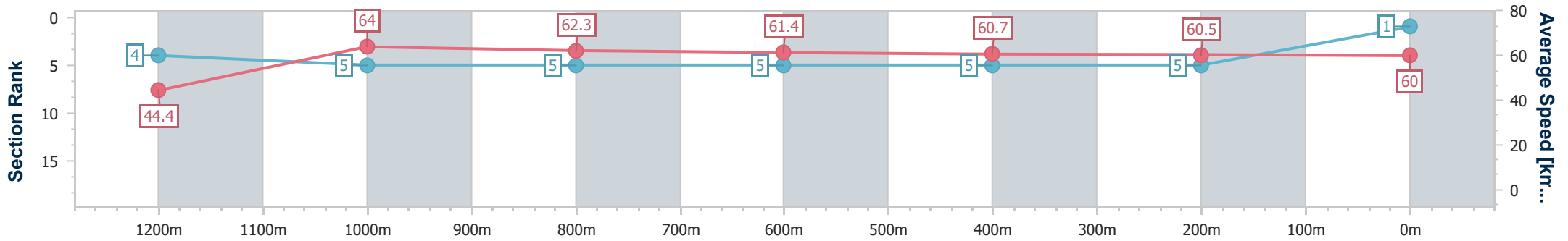
Toowoomba QLD Professional
Race 1: Donaldson Law BM58 Handicap - 1300m



29 July 2023 - 17:13

Track Rating: Good 4, Weather: Fine, Rail Position: +2m Entire

Section	Overall	1200m	1000m	800m	600m	400m	200m
Section Times	1:18.89 [1] (0:08.11)	1:10.78 [4] (0:11.27)	0:59.51 [5] (0:11.69)	0:47.82 [5] (0:11.84)	0:35.98 [5] (0:12.03)	0:23.95 [5] (0:11.95)	0:12.00 [5] (0:12.00)
Average Speed [km/h]	44.4	64.0	62.3	61.4	60.7	60.5	60.0
Top Speed [km/h]	62.6	65.6	64.3	62.4	61.4	61.2	60.7
Avg. Dist. to Rail [m]	7.9	3.5	3.5	2.8	2.2	2.0	4.9
Avg. Stride Freq. [Hz]	2.1	2.3	2.3	2.3	2.3	2.4	2.3
Avg. Stride Length [m]	6.0	7.6	7.4	7.4	7.3	7.2	7.1



- [] Ranking at each section and finish
- .-.- No data available at this section
- NA No data available



Horse/Jockey Name	Milagro
Final Rank	2
Fastest Section Time (Section)	0:08.84 (Overall)
Top Speed [km/h] (Section)	68.1 (1200m)
Race State	Finished



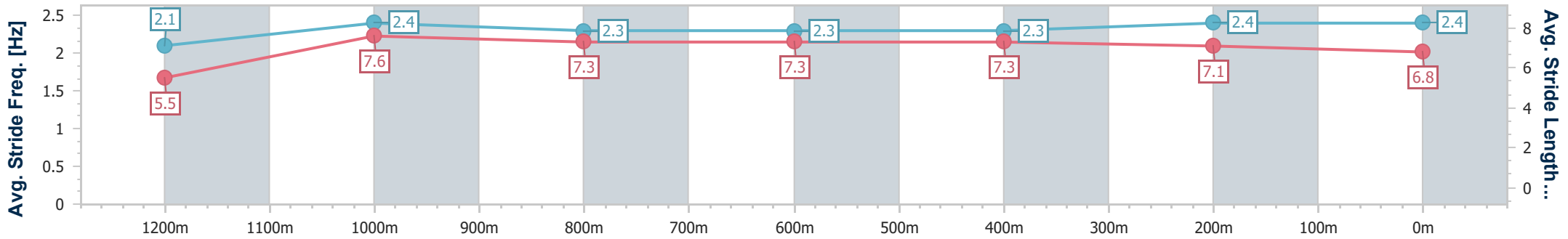
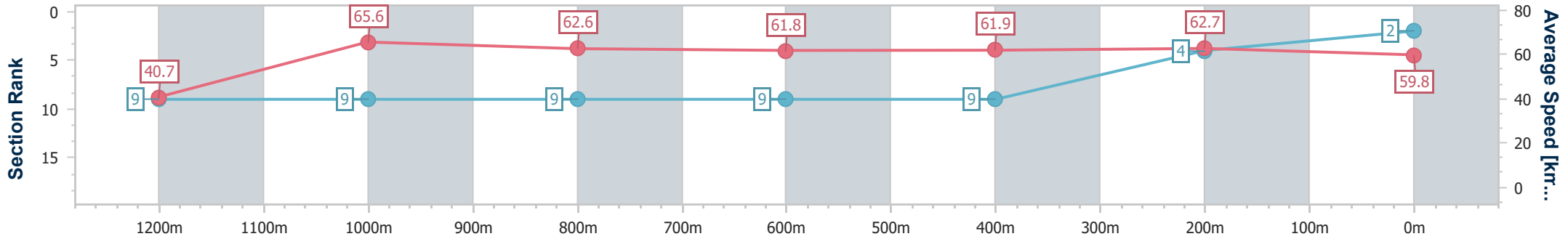
Toowoomba QLD Professional
Race 1: Donaldson Law BM58 Handicap - 1300m



29 July 2023 - 17:13

Track Rating: Good 4, Weather: Fine, Rail Position: +2m Entire

Section	Overall	1200m	1000m	800m	600m	400m	200m
Section Times	1:18.92 [2] (0:08.84)	1:10.08 [9] (0:10.99)	0:59.09 [9] (0:11.64)	0:47.45 [9] (0:11.85)	0:35.60 [9] (0:11.89)	0:23.71 [9] (0:11.68)	0:12.03 [4] (0:12.03)
Average Speed [km/h]	40.7	65.6	62.6	61.8	61.9	62.7	59.8
Top Speed [km/h]	62.8	68.1	63.9	62.3	62.8	63.6	61.9
Avg. Dist. to Rail [m]	6.4	3.9	4.4	4.1	4.2	5.4	7.9
Avg. Stride Freq. [Hz]	2.1	2.4	2.3	2.3	2.3	2.4	2.4
Avg. Stride Length [m]	5.5	7.6	7.3	7.3	7.3	7.1	6.8



- [] Ranking at each section and finish
- .-.- No data available at this section
- NA No data available



Horse/Jockey Name	Bie'res
Final Rank	3
Fastest Section Time (Section)	0:08.28 (Overall)
Top Speed [km/h] (Section)	65.6 (1200m)
Race State	Finished



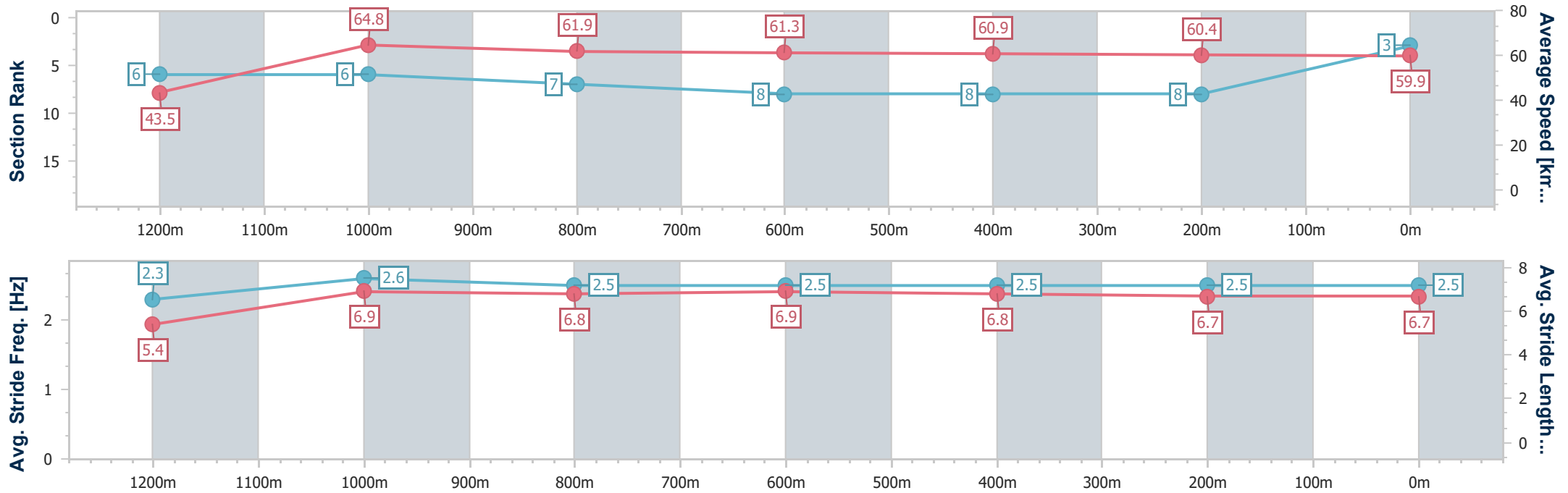
Toowoomba QLD Professional
Race 1: Donaldson Law BM58 Handicap - 1300m



29 July 2023 - 17:13

Track Rating: Good 4, Weather: Fine, Rail Position: +2m Entire

Section	Overall	1200m	1000m	800m	600m	400m	200m
Section Times	1:19.17 [3] (0:08.28)	1:10.89 [6] (0:11.17)	0:59.72 [6] (0:11.78)	0:47.94 [7] (0:11.87)	0:36.07 [8] (0:12.05)	0:24.02 [8] (0:12.03)	0:11.99 [8] (0:11.99)
Average Speed [km/h]	43.5	64.8	61.9	61.3	60.9	60.4	59.9
Top Speed [km/h]	63.0	65.6	64.4	62.0	61.9	61.7	60.5
Avg. Dist. to Rail [m]	15.9	7.1	3.9	3.0	3.7	2.1	4.3
Avg. Stride Freq. [Hz]	2.3	2.6	2.5	2.5	2.5	2.5	2.5
Avg. Stride Length [m]	5.4	6.9	6.8	6.9	6.8	6.7	6.7



- [] Ranking at each section and finish
- .-.- No data available at this section
- NA No data available



Horse/Jockey Name	Parues
Final Rank	4
Fastest Section Time (Section)	0:07.95 (Overall)
Top Speed [km/h] (Section)	66.9 (1200m)
Race State	Finished



Toowoomba QLD Professional

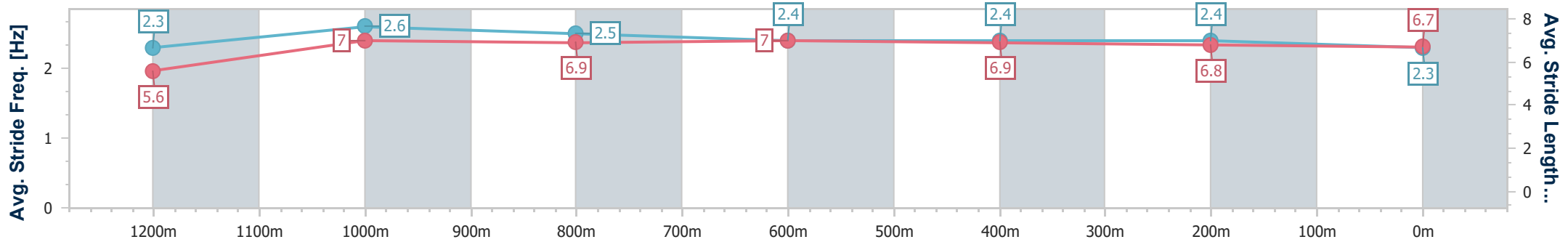
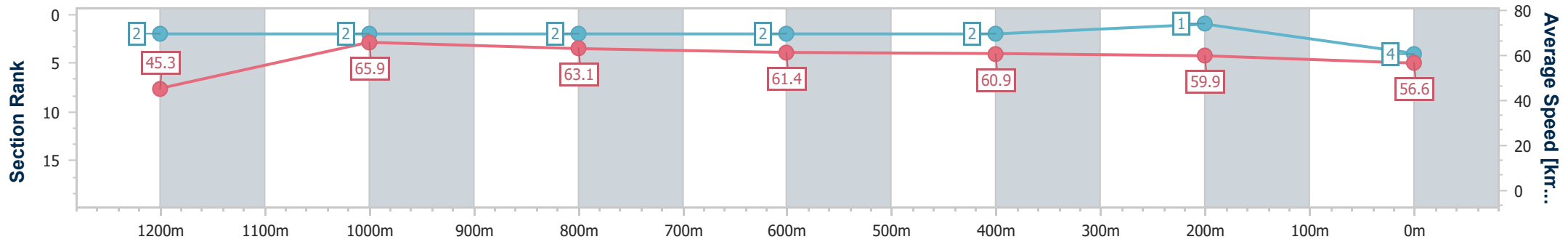
Race 1: Donaldson Law BM58 Handicap - 1300m

29 July 2023 - 17:13



Track Rating: Good 4, Weather: Fine, Rail Position: +2m Entire

Section	Overall	1200m	1000m	800m	600m	400m	200m
Section Times	1:19.28 [4] (0:07.95)	1:11.33 [2] (0:10.95)	1:00.38 [2] (0:11.66)	0:48.72 [2] (0:11.88)	0:36.84 [2] (0:12.03)	0:24.81 [2] (0:12.11)	0:12.70 [1] (0:12.70)
Average Speed [km/h]	45.3	65.9	63.1	61.4	60.9	59.9	56.6
Top Speed [km/h]	63.9	66.9	65.2	62.9	61.5	61.6	58.0
Avg. Dist. to Rail [m]	9.6	6.3	6.4	4.0	3.2	2.2	3.4
Avg. Stride Freq. [Hz]	2.3	2.6	2.5	2.4	2.4	2.4	2.3
Avg. Stride Length [m]	5.6	7.0	6.9	7.0	6.9	6.8	6.7



- [] Ranking at each section and finish
- .-.- No data available at this section
- NA No data available



Horse/Jockey Name	Monday Monday
Final Rank	5
Fastest Section Time (Section)	0:07.90 (Overall)
Top Speed [km/h] (Section)	66.9 (1200m)
Race State	Finished



Toowoomba QLD Professional

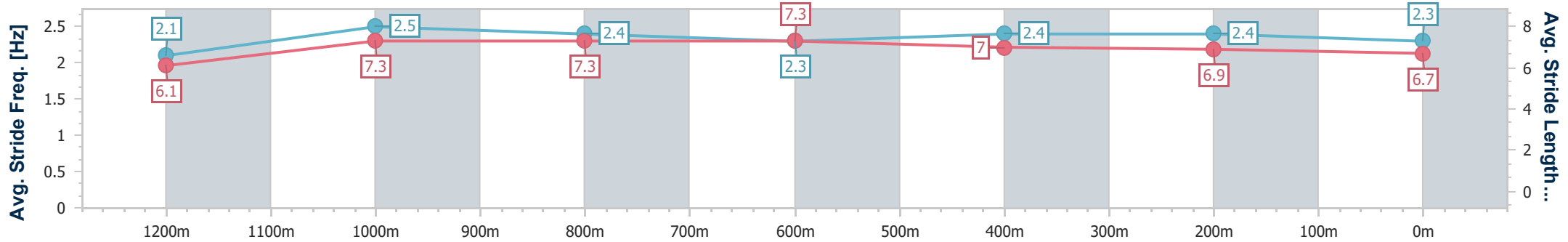
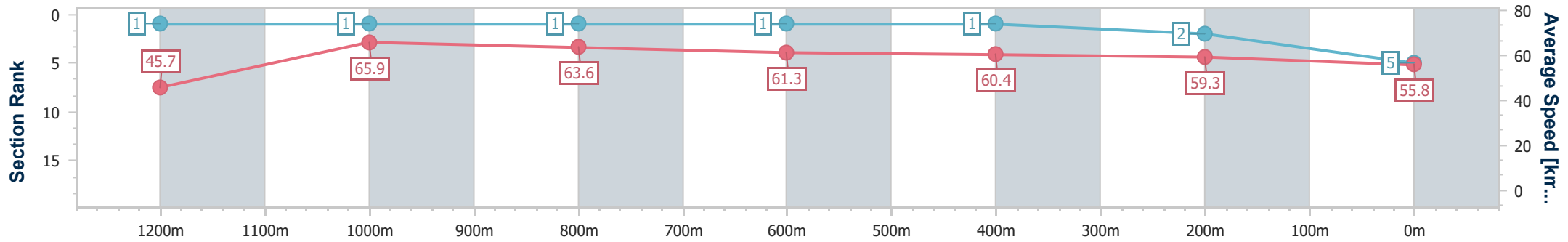
Race 1: Donaldson Law BM58 Handicap - 1300m

29 July 2023 - 17:13



Track Rating: Good 4, Weather: Fine, Rail Position: +2m Entire

Section	Overall	1200m	1000m	800m	600m	400m	200m
Section Times	1:19.47 [5] (0:07.90)	1:11.57 [1] (0:10.93)	1:00.64 [1] (0:11.44)	0:49.20 [1] (0:11.93)	0:37.27 [1] (0:12.13)	0:25.14 [1] (0:12.28)	0:12.86 [2] (0:12.86)
Average Speed [km/h]	45.7	65.9	63.6	61.3	60.4	59.3	55.8
Top Speed [km/h]	65.3	66.9	66.2	62.6	62.2	60.6	59.0
Avg. Dist. to Rail [m]	7.5	4.3	3.3	4.0	3.6	2.7	2.0
Avg. Stride Freq. [Hz]	2.1	2.5	2.4	2.3	2.4	2.4	2.3
Avg. Stride Length [m]	6.1	7.3	7.3	7.3	7.0	6.9	6.7



- [] Ranking at each section and finish
- .-.- No data available at this section
- NA No data available



Horse/Jockey Name	Kiki Coco
Final Rank	6
Fastest Section Time (Section)	0:08.01 (Overall)
Top Speed [km/h] (Section)	66.6 (1200m)
Race State	Finished



Toowoomba QLD Professional

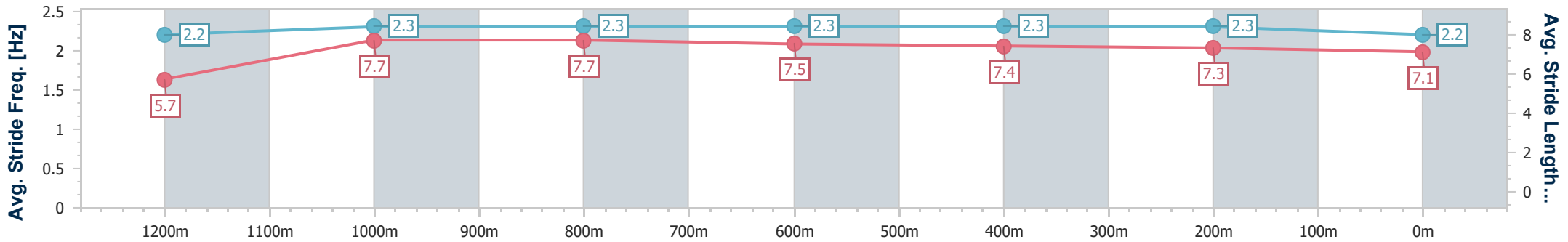
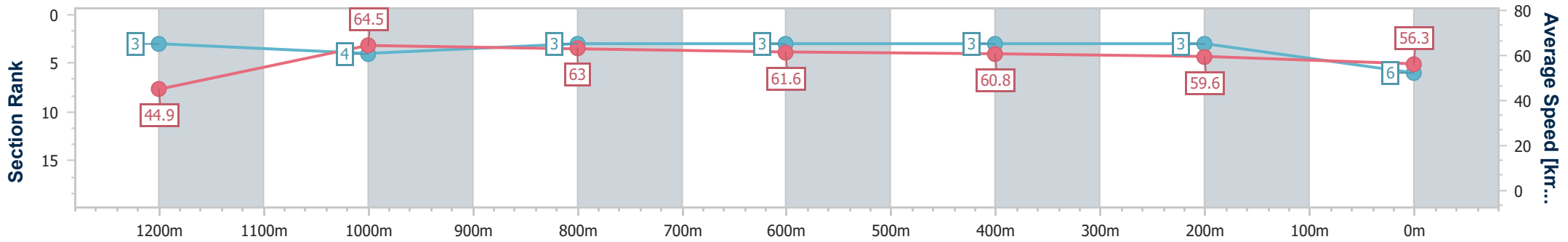
Race 1: Donaldson Law BM58 Handicap - 1300m

29 July 2023 - 17:13



Track Rating: Good 4, Weather: Fine, Rail Position: +2m Entire

Section	Overall	1200m	1000m	800m	600m	400m	200m
Section Times	1:19.52 [6] (0:08.01)	1:11.51 [3] (0:11.21)	1:00.30 [4] (0:11.54)	0:48.76 [3] (0:11.81)	0:36.95 [3] (0:12.00)	0:24.95 [3] (0:12.17)	0:12.78 [3] (0:12.78)
Average Speed [km/h]	44.9	64.5	63.0	61.6	60.8	59.6	56.3
Top Speed [km/h]	62.3	66.6	65.0	63.0	61.2	60.9	59.3
Avg. Dist. to Rail [m]	12.6	7.7	3.9	2.7	2.3	2.5	3.5
Avg. Stride Freq. [Hz]	2.2	2.3	2.3	2.3	2.3	2.3	2.2
Avg. Stride Length [m]	5.7	7.7	7.7	7.5	7.4	7.3	7.1



- [] Ranking at each section and finish
- .-.- No data available at this section
- NA No data available



Horse/Jockey Name	Angels Share
Final Rank	7
Fastest Section Time (Section)	0:08.58 (Overall)
Top Speed [km/h] (Section)	66.2 (1200m)
Race State	Finished



Toowoomba QLD Professional

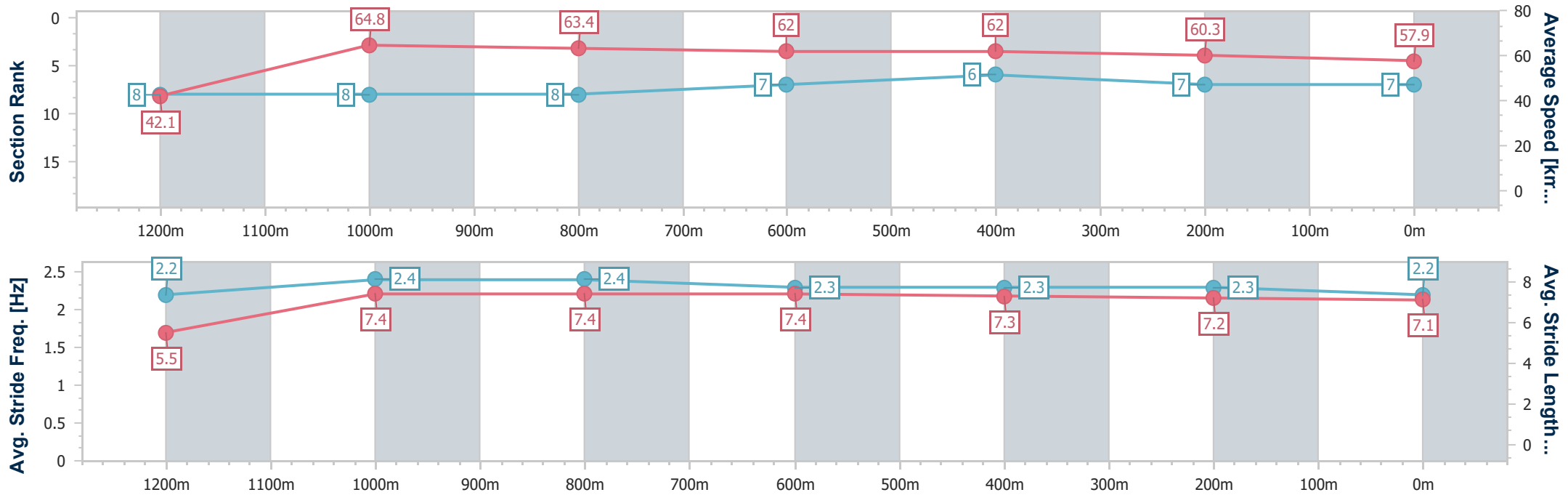
Race 1: Donaldson Law BM58 Handicap - 1300m

29 July 2023 - 17:13



Track Rating: Good 4, Weather: Fine, Rail Position: +2m Entire

Section	Overall	1200m	1000m	800m	600m	400m	200m
Section Times	1:19.54 [7] (0:08.58)	1:10.96 [8] (0:11.13)	0:59.83 [8] (0:11.60)	0:48.23 [8] (0:11.78)	0:36.45 [7] (0:11.91)	0:24.54 [6] (0:12.13)	0:12.41 [7] (0:12.41)
Average Speed [km/h]	42.1	64.8	63.4	62.0	62.0	60.3	57.9
Top Speed [km/h]	63.4	66.2	65.6	63.1	63.4	61.9	58.6
Avg. Dist. to Rail [m]	12.9	6.2	5.8	4.4	4.8	4.9	7.3
Avg. Stride Freq. [Hz]	2.2	2.4	2.4	2.3	2.3	2.3	2.2
Avg. Stride Length [m]	5.5	7.4	7.4	7.4	7.3	7.2	7.1



- [] Ranking at each section and finish
- .-.- No data available at this section
- NA No data available



Horse/Jockey Name	Relicta
Final Rank	8
Fastest Section Time (Section)	0:08.14 (Overall)
Top Speed [km/h] (Section)	68.1 (1200m)
Race State	Finished



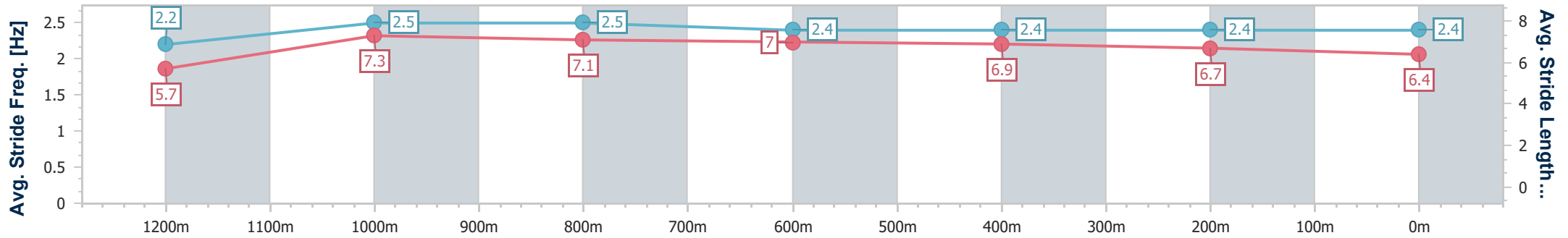
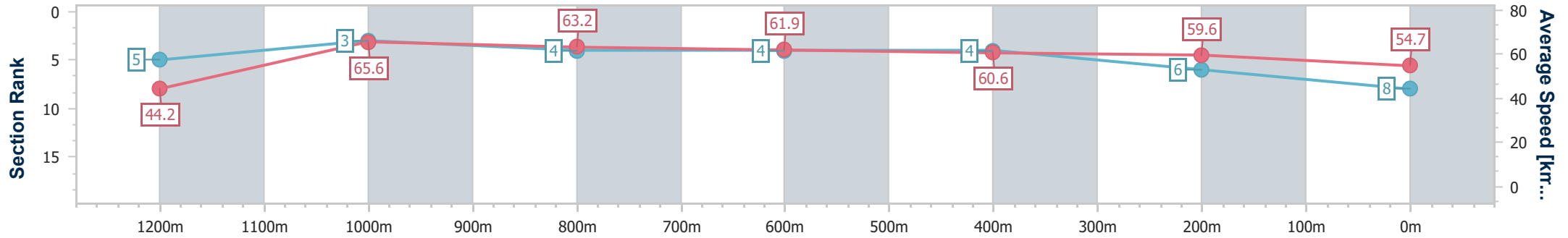
Toowoomba QLD Professional
Race 1: Donaldson Law BM58 Handicap - 1300m



29 July 2023 - 17:13

Track Rating: Good 4, Weather: Fine, Rail Position: +2m Entire

Section	Overall	1200m	1000m	800m	600m	400m	200m
Section Times	1:20.05 [8] (0:08.14)	1:11.91 [5] (0:11.03)	1:00.88 [3] (0:11.61)	0:49.27 [4] (0:11.83)	0:37.44 [4] (0:12.08)	0:25.36 [4] (0:12.25)	0:13.11 [6] (0:13.11)
Average Speed [km/h]	44.2	65.6	63.2	61.9	60.6	59.6	54.7
Top Speed [km/h]	64.5	68.1	67.1	63.5	61.8	61.6	58.4
Avg. Dist. to Rail [m]	11.7	8.9	5.8	4.5	3.5	3.7	6.1
Avg. Stride Freq. [Hz]	2.2	2.5	2.5	2.4	2.4	2.4	2.4
Avg. Stride Length [m]	5.7	7.3	7.1	7.0	6.9	6.7	6.4



- [] Ranking at each section and finish
- .-.- No data available at this section
- NA No data available



Horse/Jockey Name	Zelson
Final Rank	9
Fastest Section Time (Section)	0:08.41 (Overall)
Top Speed [km/h] (Section)	66.4 (1200m)
Race State	Finished



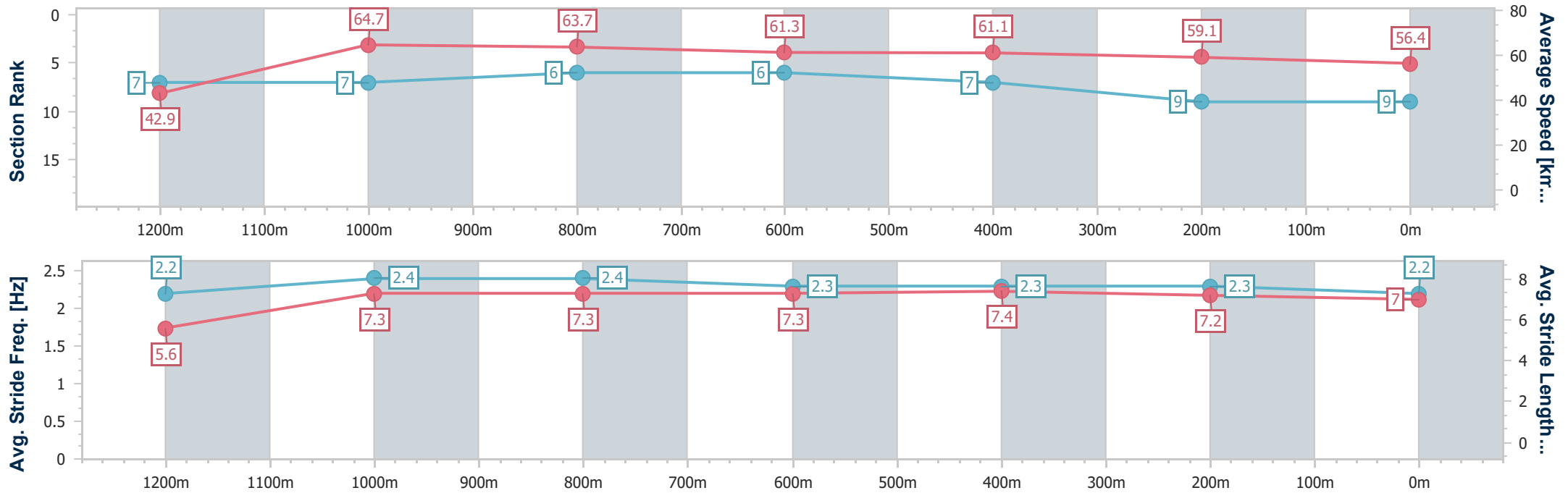
Toowoomba QLD Professional
Race 1: Donaldson Law BM58 Handicap - 1300m



29 July 2023 - 17:13

Track Rating: Good 4, Weather: Fine, Rail Position: +2m Entire

Section	Overall	1200m	1000m	800m	600m	400m	200m
Section Times	1:20.13 [9] (0:08.41)	1:11.72 [7] (0:11.19)	1:00.53 [7] (0:11.52)	0:49.01 [6] (0:11.90)	0:37.11 [6] (0:12.07)	0:25.04 [7] (0:12.32)	0:12.72 [9] (0:12.72)
Average Speed [km/h]	42.9	64.7	63.7	61.3	61.1	59.1	56.4
Top Speed [km/h]	63.1	66.4	65.7	62.5	62.2	60.3	57.9
Avg. Dist. to Rail [m]	15.8	9.5	6.6	3.7	4.4	3.8	5.0
Avg. Stride Freq. [Hz]	2.2	2.4	2.4	2.3	2.3	2.3	2.2
Avg. Stride Length [m]	5.6	7.3	7.3	7.3	7.4	7.2	7.0



- [] Ranking at each section and finish
- .-.- No data available at this section
- NA No data available