

Ipswich QLD Professional

Race 5: STROUD HOMES IPSWICH Class 2 Handicap - 1690m

04 August 2023 - 14:57

Track Rating: Soft 5, Weather: Overcast, Rail Position: +6m Entire

Section		Overall	1400m	1200m	1000m	800m	600m	400m	Last 600m				
Field Times		1:44.36 (0:19.54)	1:24.82 (0:11.72)	1:13.10 (0:12.31)	1:00.79 (0:12.42)	0:48.37 (0:12.47)	0:35.90 (0:12.21)	0:23.69 (0:11.69)	0:35.90				
Rank	TAB Horse/Jockey	Barrier	Top Speed [km/h]	Fastest Section									Distance Travelled [m]
1	1 SUMMER IN SIAM Jag Guthmann-Chester	11	62.7 400m	0:11.68 400m	1:44.36 [1] (0:19.58)	1:24.78 [2] (0:11.92)	1:12.86 [2] (0:12.34)	1:00.52 [2] (0:12.37)	0:48.15 [2] (0:12.37)	0:35.78 [2] (0:12.10)	0:23.68 [2] (0:11.68)	0:35.78	
2	7 HARMONY REIGNS Jaden Lloyd	1	63.4 400m	0:11.58 400m	1:44.40 [2] (0:19.97)	1:24.43 [5] (0:11.93)	1:12.50 [4] (0:12.28)	1:00.22 [4] (0:12.37)	0:47.85 [4] (0:12.34)	0:35.51 [4] (0:12.10)	0:23.41 [4] (0:11.58)	0:35.51	-3
3	2 BAY STREET Samantha Collett	12	63.6 400m	0:11.42 400m	1:44.50 [3] (0:20.58)	1:23.92 [8] (0:11.94)	1:11.98 [8] (0:12.31)	0:59.67 [8] (0:12.36)	0:47.31 [8] (0:12.18)	0:35.13 [8] (0:11.97)	0:23.16 [8] (0:11.42)	0:35.13	-2
4	8 FRENCH STEP Ben Thompson	8	62.7 400m	0:11.65 400m	1:44.67 [4] (0:20.39)	1:24.28 [7] (0:11.88)	1:12.40 [7] (0:12.16)	1:00.24 [6] (0:12.29)	0:47.95 [5] (0:12.34)	0:35.61 [5] (0:12.04)	0:23.57 [5] (0:11.65)	0:35.61	-7
5	4 JETFOIL Taylor Marshall	2	62.9 Overall	0:11.79 400m	1:44.81 [5] (0:19.85)	1:24.96 [4] (0:11.93)	1:13.03 [3] (0:12.35)	1:00.68 [3] (0:12.37)	0:48.31 [3] (0:12.28)	0:36.03 [3] (0:12.13)	0:23.90 [3] (0:11.79)	0:36.03	+0
6	5 PRIVATE BANKER Damien Thornton	10	64.6 Overall	0:11.67 400m	1:44.94 [6] (0:20.17)	1:24.77 [6] (0:12.00)	1:12.77 [6] (0:12.56)	1:00.21 [7] (0:12.42)	0:47.79 [7] (0:12.20)	0:35.59 [7] (0:11.91)	0:23.68 [7] (0:11.67)	0:35.59	+4
7	10 CLEAR BLONDE Emily Lang	3	62.6 Overall	0:11.76 400m	1:45.07 [7] (0:19.85)	1:25.22 [3] (0:12.13)	1:13.09 [5] (0:12.42)	1:00.67 [5] (0:12.45)	0:48.22 [6] (0:12.25)	0:35.97 [6] (0:12.03)	0:23.94 [6] (0:11.76)	0:35.97	+1
8	13 LUCKY RASCAL Cejay Graham	13	65.1 Overall	0:11.72 1400m	1:45.23 [8] (0:19.54)	1:25.69 [1] (0:11.72)	1:13.97 [1] (0:12.31)	1:01.66 [1] (0:12.42)	0:49.24 [1] (0:12.47)	0:36.77 [1] (0:12.21)	0:24.56 [1] (0:11.90)	0:36.77	-3
9	3 BEFOREHAND Jackson Morris	14	61.2 1400m	0:12.04 1400m	1:46.56 [9] (0:20.67)	1:25.89 [9] (0:12.04)	1:13.85 [9] (0:12.28)	1:01.57 [9] (0:12.47)	0:49.10 [9] (0:12.14)	0:36.96 [9] (0:12.18)	0:24.78 [9] (0:12.25)	0:36.96	-1

Scratched: Hadouken (#6), Unconventionallady (#9), Amber One (#11), Powerwolf (#14), Fortivaci (#12)

Track Rating: Soft 5, Weather: Overcast, Rail Position: +6m Entire

Section				200m				Last 600m		
Field Times				0:12.00 (0:12.00)				0:35.90		
Rank	TAB	Horse/Jockey	Barrier	Top Speed [km/h]	Fastest Section	Margin			Distance Travelled [m]	
1	1	SUMMER IN SIAM Jag Guthmann-Chester	11	62.7 400m	0:11.68 400m	0:12.00 [1] (0:12.00)	1:44.36		0:35.78	
2	7	HARMONY REIGNS Jaden Lloyd	1	63.4 400m	0:11.58 400m	0:11.83 [2] (0:11.83)	0.2L		0:35.51	-3
3	2	BAY STREET Samantha Collett	12	63.6 400m	0:11.42 400m	0:11.74 [6] (0:11.74)	0.7L		0:35.13	-2
4	8	FRENCH STEP Ben Thompson	8	62.7 400m	0:11.65 400m	0:11.92 [5] (0:11.92)	1.5L		0:35.61	-7
5	4	JETFOIL Taylor Marshall	2	62.9 Overall	0:11.79 400m	0:12.11 [4] (0:12.11)	2.3L		0:36.03	+0
6	5	PRIVATE BANKER Damien Thornton	10	64.6 Overall	0:11.67 400m	0:12.01 [8] (0:12.01)	3.1L		0:35.59	+4
7	10	CLEAR BLONDE Emily Lang	3	62.6 Overall	0:11.76 400m	0:12.18 [7] (0:12.18)	3.9L		0:35.97	+1
8	13	LUCKY RASCAL Cejay Graham	13	65.1 Overall	0:11.72 1400m	0:12.66 [3] (0:12.66)	4.7L		0:36.77	-3
9	3	BEFOREHAND Jackson Morris	14	61.2 1400m	0:12.04 1400m	0:12.53 [9] (0:12.53)	12.5L		0:36.96	-1

Scratched: Hadouken (#6), Unconventionallady (#9), Amber One (#11), Powerwolf (#14), Fortivaci (#12)



Horse/Jockey Name	Summer In Siam
Final Rank	1
Fastest Section Time (Section)	0:11.68 (400m)
Top Speed [km/h] (Section)	62.7 (400m)
Race State	Finished



Ipswich QLD Professional

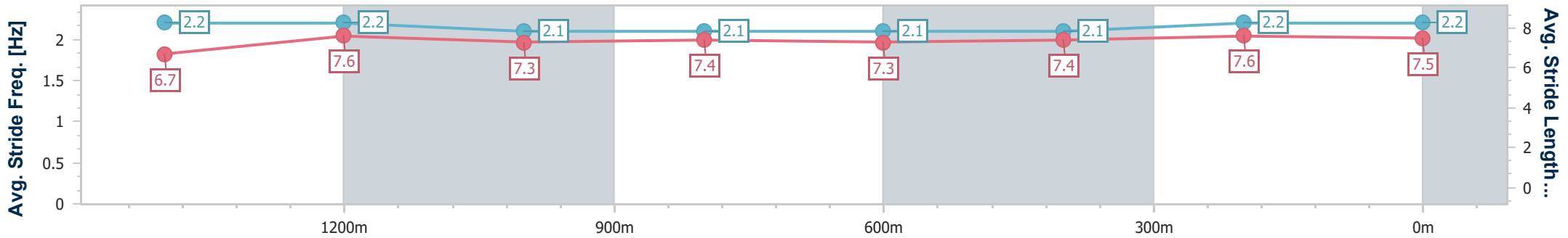
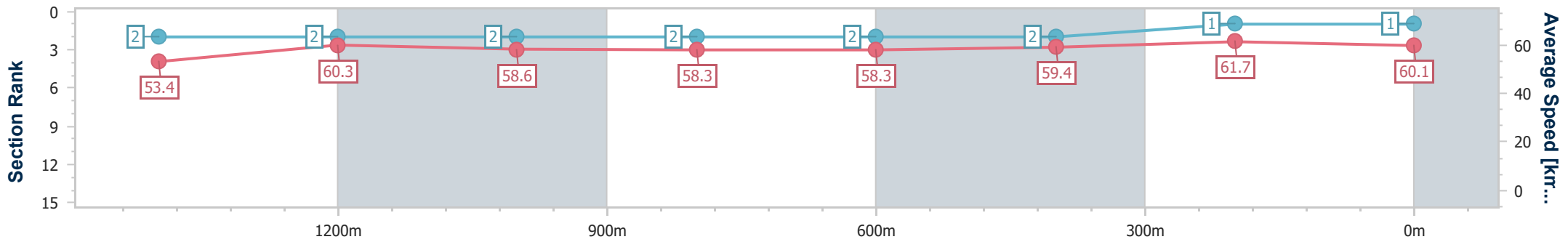
Race 5: STROUD HOMES IPSWICH Class 2 Handicap - 1690m



04 August 2023 - 14:57

Track Rating: Soft 5, Weather: Overcast, Rail Position: +6m Entire

Section	Overall	1400m	1200m	1000m	800m	600m	400m	200m
Section Times	1:44.36 [1] (0:19.58)	1:24.78 [2] (0:11.92)	1:12.86 [2] (0:12.34)	1:00.52 [2] (0:12.37)	0:48.15 [2] (0:12.37)	0:35.78 [2] (0:12.10)	0:23.68 [2] (0:11.68)	0:12.00 [1] (0:12.00)
Average Speed [km/h]	53.4	60.3	58.6	58.3	58.3	59.4	61.7	60.1
Top Speed [km/h]	62.7	61.7	60.7	59.0	59.0	61.0	62.7	62.3
Avg. Dist. to Rail [m]	2.9	0.4	1.0	0.8	0.4	0.2	0.3	0.5
Avg. Stride Freq. [Hz]	2.2	2.2	2.1	2.1	2.1	2.1	2.2	2.2
Avg. Stride Length [m]	6.7	7.6	7.3	7.4	7.3	7.4	7.6	7.5



- [] Ranking at each section and finish
- .-.- No data available at this section
- NA No data available



Horse/Jockey Name	Harmony Reigns
Final Rank	2
Fastest Section Time (Section)	0:11.58 (400m)
Top Speed [km/h] (Section)	63.4 (400m)
Race State	Finished



Ipswich QLD Professional

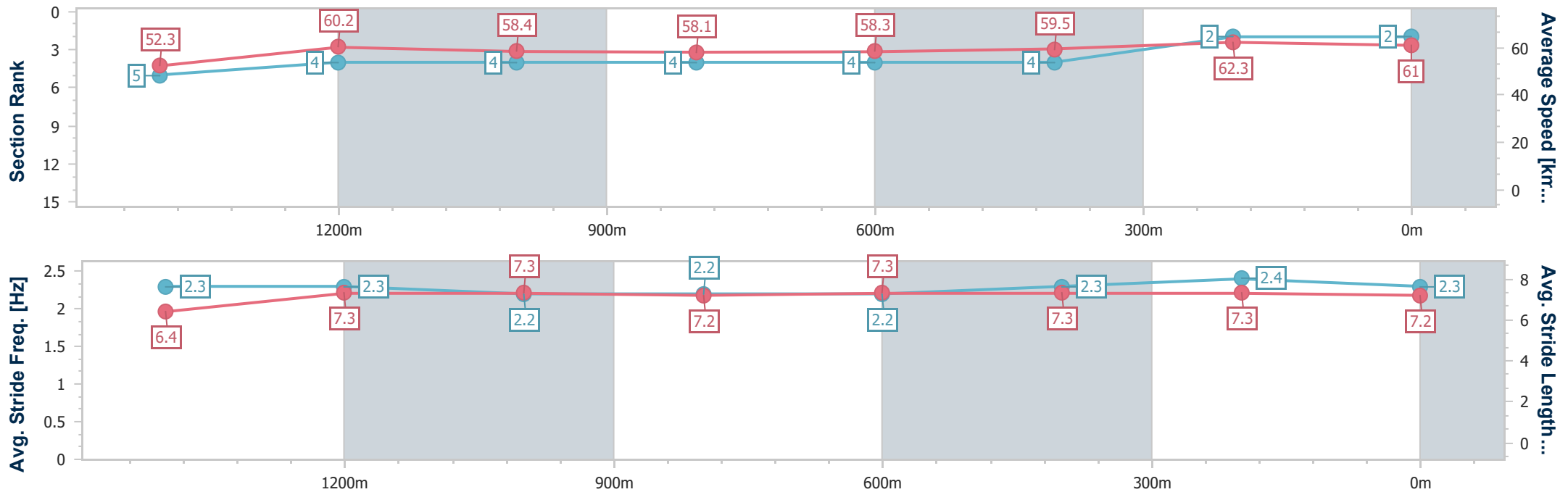
Race 5: STROUD HOMES IPSWICH Class 2 Handicap - 1690m



04 August 2023 - 14:57

Track Rating: Soft 5, Weather: Overcast, Rail Position: +6m Entire

Section	Overall	1400m	1200m	1000m	800m	600m	400m	200m
Section Times	1:44.40 [2] (0:19.97)	1:24.43 [5] (0:11.93)	1:12.50 [4] (0:12.28)	1:00.22 [4] (0:12.37)	0:47.85 [4] (0:12.34)	0:35.51 [4] (0:12.10)	0:23.41 [4] (0:11.58)	0:11.83 [2] (0:11.83)
Average Speed [km/h]	52.3	60.2	58.4	58.1	58.3	59.5	62.3	61.0
Top Speed [km/h]	62.5	61.6	59.7	59.2	59.3	61.3	63.4	62.5
Avg. Dist. to Rail [m]	1.4	0.7	1.0	0.4	0.3	0.2	1.3	2.1
Avg. Stride Freq. [Hz]	2.3	2.3	2.2	2.2	2.2	2.3	2.4	2.3
Avg. Stride Length [m]	6.4	7.3	7.3	7.2	7.3	7.3	7.3	7.2



- [] Ranking at each section and finish
- .-.- No data available at this section
- NA No data available



Horse/Jockey Name	Bay Street
Final Rank	3
Fastest Section Time (Section)	0:11.42 (400m)
Top Speed [km/h] (Section)	63.6 (400m)
Race State	Finished



Ipswich QLD Professional

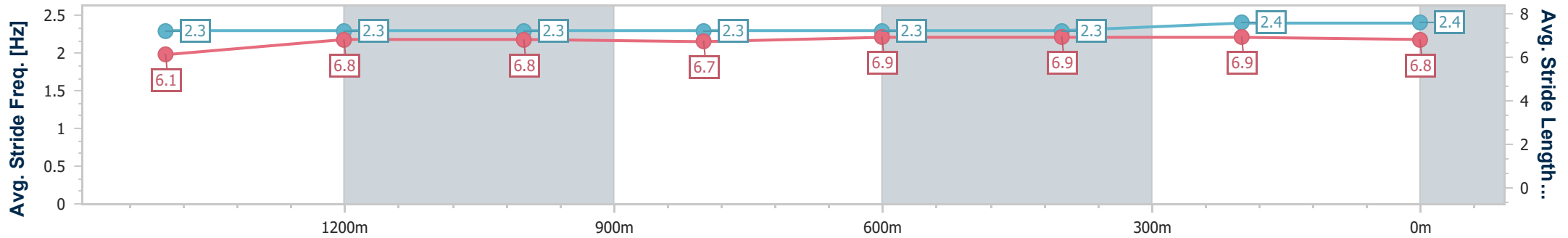
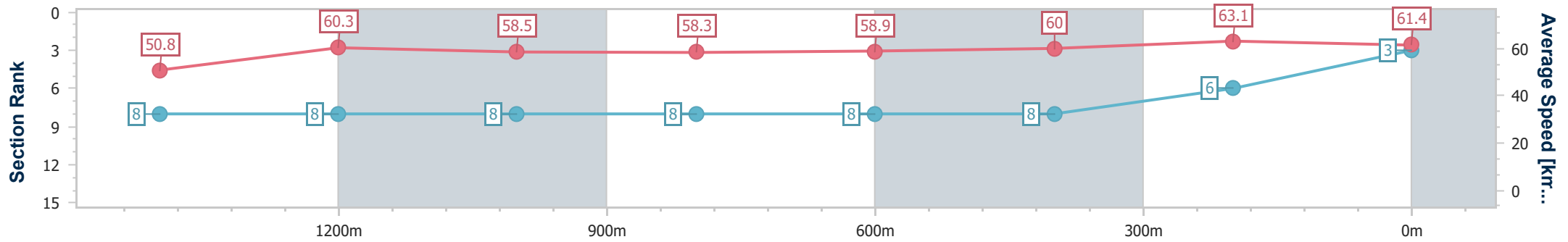
Race 5: STROUD HOMES IPSWICH Class 2 Handicap - 1690m



04 August 2023 - 14:57

Track Rating: Soft 5, Weather: Overcast, Rail Position: +6m Entire

Section	Overall	1400m	1200m	1000m	800m	600m	400m	200m
Section Times	1:44.50 [3] (0:20.58)	1:23.92 [8] (0:11.94)	1:11.98 [8] (0:12.31)	0:59.67 [8] (0:12.36)	0:47.31 [8] (0:12.18)	0:35.13 [8] (0:11.97)	0:23.16 [8] (0:11.42)	0:11.74 [6] (0:11.74)
Average Speed [km/h]	50.8	60.3	58.5	58.3	58.9	60.0	63.1	61.4
Top Speed [km/h]	61.5	61.6	60.0	59.2	60.3	62.4	63.6	63.4
Avg. Dist. to Rail [m]	2.9	0.2	0.2	0.2	0.5	0.5	0.4	0.7
Avg. Stride Freq. [Hz]	2.3	2.3	2.3	2.3	2.3	2.3	2.4	2.4
Avg. Stride Length [m]	6.1	6.8	6.8	6.7	6.9	6.9	6.9	6.8



- [] Ranking at each section and finish
- .-.- No data available at this section
- NA No data available



Horse/Jockey Name	French Step
Final Rank	4
Fastest Section Time (Section)	0:11.65 (400m)
Top Speed [km/h] (Section)	62.7 (400m)
Race State	Finished



Ipswich QLD Professional

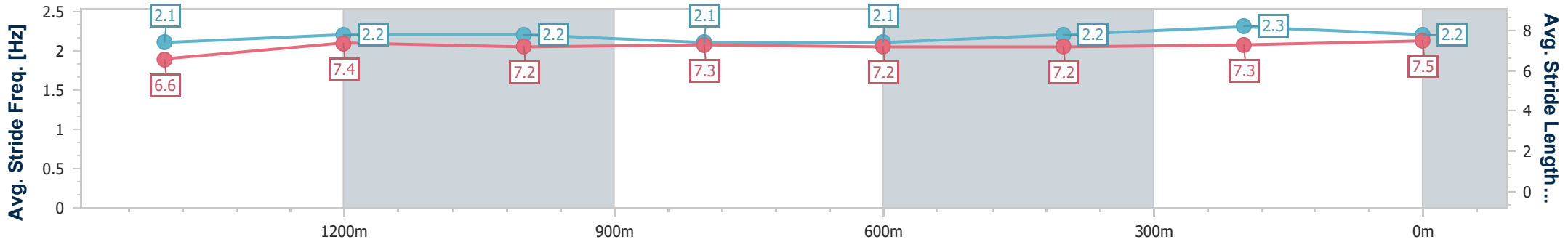
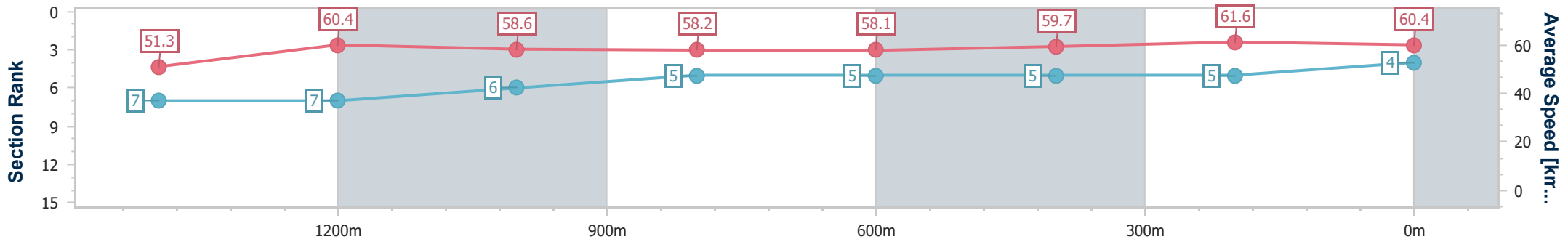
Race 5: STROUD HOMES IPSWICH Class 2 Handicap - 1690m



04 August 2023 - 14:57

Track Rating: Soft 5, Weather: Overcast, Rail Position: +6m Entire

Section	Overall	1400m	1200m	1000m	800m	600m	400m	200m
Section Times	1:44.67 [4] (0:20.39)	1:24.28 [7] (0:11.88)	1:12.40 [7] (0:12.16)	1:00.24 [6] (0:12.29)	0:47.95 [5] (0:12.34)	0:35.61 [5] (0:12.04)	0:23.57 [5] (0:11.65)	0:11.92 [5] (0:11.92)
Average Speed [km/h]	51.3	60.4	58.6	58.2	58.1	59.7	61.6	60.4
Top Speed [km/h]	61.9	61.7	60.0	60.3	60.6	60.7	62.7	62.5
Avg. Dist. to Rail [m]	2.3	1.0	2.3	2.4	0.7	0.5	0.7	0.4
Avg. Stride Freq. [Hz]	2.1	2.2	2.2	2.1	2.1	2.2	2.3	2.2
Avg. Stride Length [m]	6.6	7.4	7.2	7.3	7.2	7.2	7.3	7.5



- [] Ranking at each section and finish
- .-.- No data available at this section
- NA No data available



Horse/Jockey Name	Jetfoil
Final Rank	5
Fastest Section Time (Section)	0:11.79 (400m)
Top Speed [km/h] (Section)	62.9 (Overall)
Race State	Finished



Ipswich QLD Professional

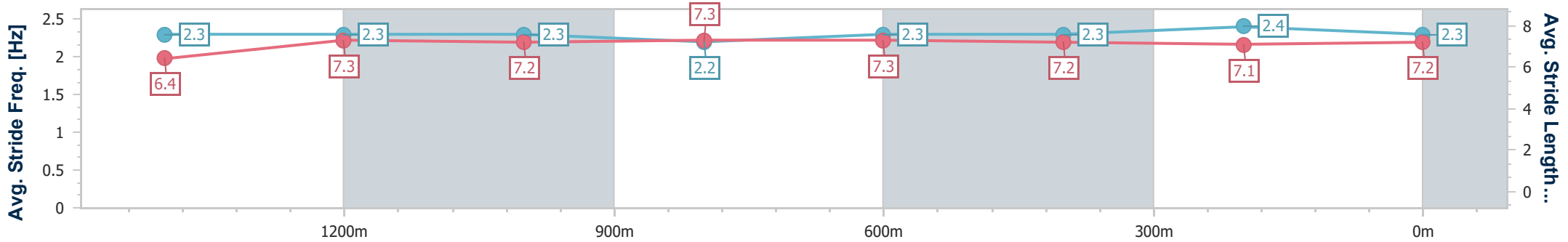
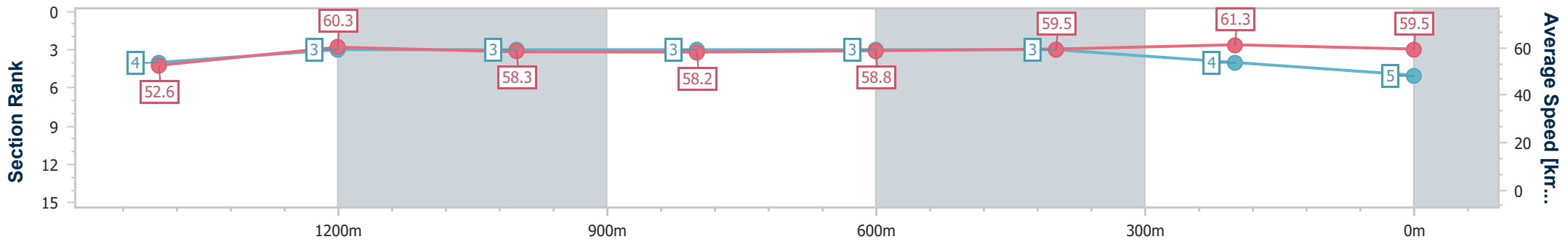
Race 5: STROUD HOMES IPSWICH Class 2 Handicap - 1690m



04 August 2023 - 14:57

Track Rating: Soft 5, Weather: Overcast, Rail Position: +6m Entire

Section	Overall	1400m	1200m	1000m	800m	600m	400m	200m					
Section Times	1:44.81 [5] (0:19.85)	1:24.96 [4] (0:11.93)	1:13.03 [3] (0:12.35)	1:00.68 [3] (0:12.37)	0:48.31 [3] (0:12.28)	0:36.03 [3] (0:12.13)	0:23.90 [3] (0:11.79)	0:12.11 [4]					
Average Speed [km/h]	52.6	60.3	58.3	58.2	58.8	59.5	61.3	59.5					
Top Speed [km/h]	62.9	61.4	59.9	59.6	59.7	60.8	61.7	61.2					
Avg. Dist. to Rail [m]	1.5	0.4	0.2	0.2	0.4	1.0	1.8	3.1					
Avg. Stride Freq. [Hz]	2.3	2.3	2.3	2.2	2.3	2.3	2.4	2.3					
Avg. Stride Length [m]	6.4	7.3	7.2	7.3	7.3	7.2	7.1	7.2					



- [] Ranking at each section and finish
- .-.- No data available at this section
- NA No data available



Horse/Jockey Name	Private Banker
Final Rank	6
Fastest Section Time (Section)	0:11.67 (400m)
Top Speed [km/h] (Section)	64.6 (Overall)
Race State	Finished



Ipswich QLD Professional

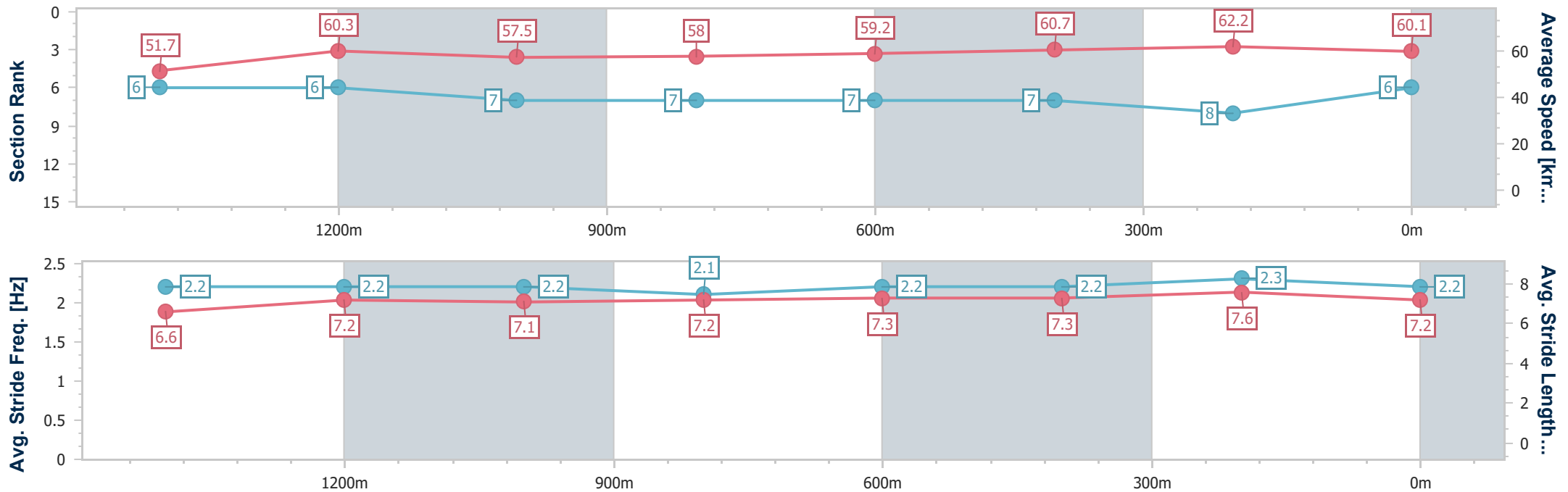
Race 5: STROUD HOMES IPSWICH Class 2 Handicap - 1690m



04 August 2023 - 14:57

Track Rating: Soft 5, Weather: Overcast, Rail Position: +6m Entire

Section	Overall	1400m	1200m	1000m	800m	600m	400m	200m
Section Times	1:44.94 [6] (0:20.17)	1:24.77 [6] (0:12.00)	1:12.77 [6] (0:12.56)	1:00.21 [7] (0:12.42)	0:47.79 [7] (0:12.20)	0:35.59 [7] (0:11.91)	0:23.68 [7] (0:11.67)	0:12.01 [8] (0:12.01)
Average Speed [km/h]	51.7	60.3	57.5	58.0	59.2	60.7	62.2	60.1
Top Speed [km/h]	64.6	61.8	59.0	60.0	60.0	62.0	62.7	62.5
Avg. Dist. to Rail [m]	3.2	0.8	1.1	1.1	0.5	1.1	3.1	4.7
Avg. Stride Freq. [Hz]	2.2	2.2	2.2	2.1	2.2	2.2	2.3	2.2
Avg. Stride Length [m]	6.6	7.2	7.1	7.2	7.3	7.3	7.6	7.2



- [] Ranking at each section and finish
- .-.- No data available at this section
- NA No data available



Horse/Jockey Name	Clear Blonde
Final Rank	7
Fastest Section Time (Section)	0:11.76 (400m)
Top Speed [km/h] (Section)	62.6 (Overall)
Race State	Finished



Ipswich QLD Professional

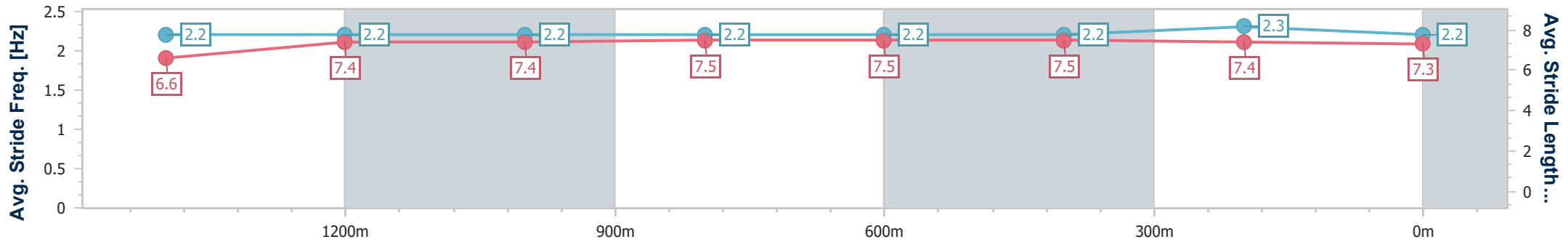
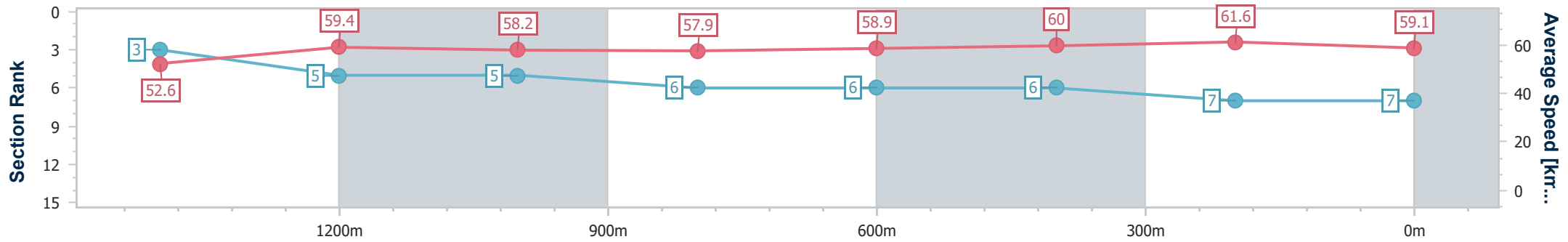
Race 5: STROUD HOMES IPSWICH Class 2 Handicap - 1690m

04 August 2023 - 14:57



Track Rating: Soft 5, Weather: Overcast, Rail Position: +6m Entire

Section	Overall	1400m	1200m	1000m	800m	600m	400m	200m
Section Times	1:45.07 [7] (0:19.85)	1:25.22 [3] (0:12.13)	1:13.09 [5] (0:12.42)	1:00.67 [5] (0:12.45)	0:48.22 [6] (0:12.25)	0:35.97 [6] (0:12.03)	0:23.94 [6] (0:11.76)	0:12.18 [7] (0:12.18)
Average Speed [km/h]	52.6	59.4	58.2	57.9	58.9	60.0	61.6	59.1
Top Speed [km/h]	62.6	61.5	59.0	59.9	60.1	61.2	62.3	61.0
Avg. Dist. to Rail [m]	2.1	0.6	0.6	0.5	0.3	0.7	2.2	3.6
Avg. Stride Freq. [Hz]	2.2	2.2	2.2	2.2	2.2	2.2	2.3	2.2
Avg. Stride Length [m]	6.6	7.4	7.4	7.5	7.5	7.5	7.4	7.3



- [] Ranking at each section and finish
- .-.- No data available at this section
- NA No data available



Horse/Jockey Name	Lucky Rascal
Final Rank	8
Fastest Section Time (Section)	0:11.72 (1400m)
Top Speed [km/h] (Section)	65.1 (Overall)
Race State	Finished



Ipswich QLD Professional

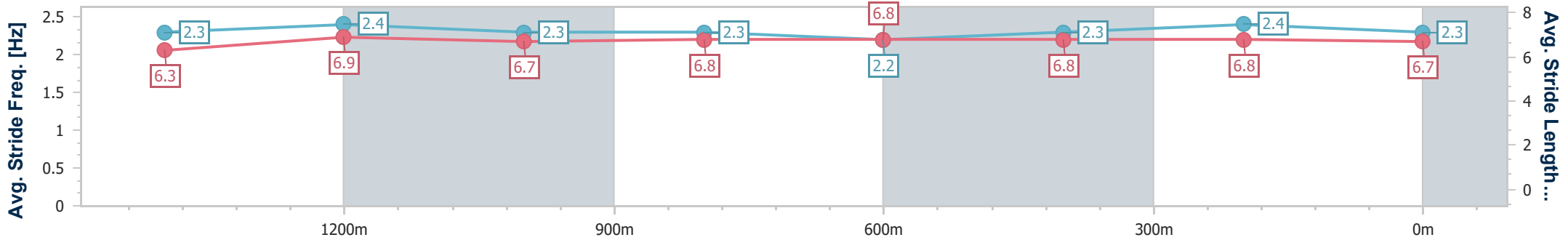
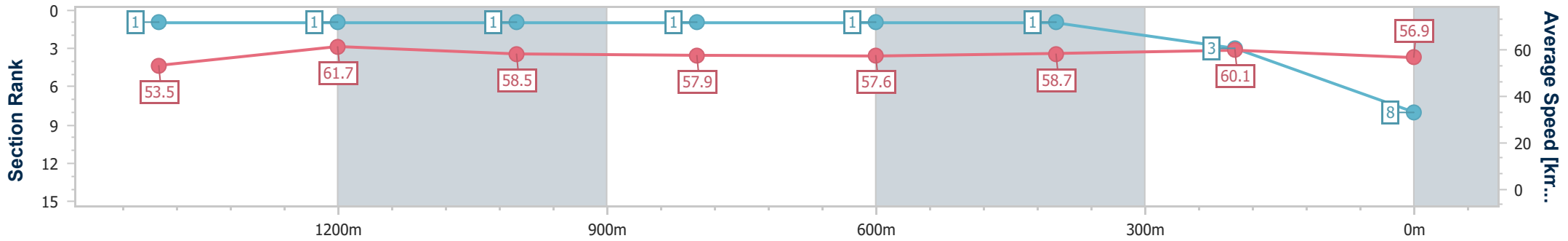
Race 5: STROUD HOMES IPSWICH Class 2 Handicap - 1690m



04 August 2023 - 14:57

Track Rating: Soft 5, Weather: Overcast, Rail Position: +6m Entire

Section	Overall	1400m	1200m	1000m	800m	600m	400m	200m
Section Times	1:45.23 [8] (0:19.54)	1:25.69 [1] (0:11.72)	1:13.97 [1] (0:12.31)	1:01.66 [1] (0:12.42)	0:49.24 [1] (0:12.47)	0:36.77 [1] (0:12.21)	0:24.56 [1] (0:11.90)	0:12.66 [3] (0:12.66)
Average Speed [km/h]	53.5	61.7	58.5	57.9	57.6	58.7	60.1	56.9
Top Speed [km/h]	65.1	63.0	60.1	58.6	58.1	60.3	60.7	59.5
Avg. Dist. to Rail [m]	5.3	0.7	0.2	0.2	0.5	1.0	1.1	0.8
Avg. Stride Freq. [Hz]	2.3	2.4	2.3	2.3	2.2	2.3	2.4	2.3
Avg. Stride Length [m]	6.3	6.9	6.7	6.8	6.8	6.8	6.8	6.7



- [] Ranking at each section and finish
- .-.- No data available at this section
- NA No data available



Horse/Jockey Name	Beforehand
Final Rank	9
Fastest Section Time (Section)	0:12.04 (1400m)
Top Speed [km/h] (Section)	61.2 (1400m)
Race State	Finished



Ipswich QLD Professional

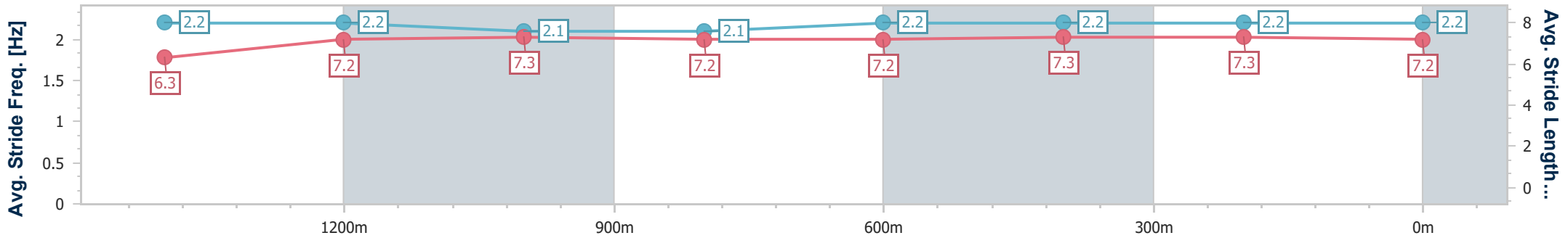
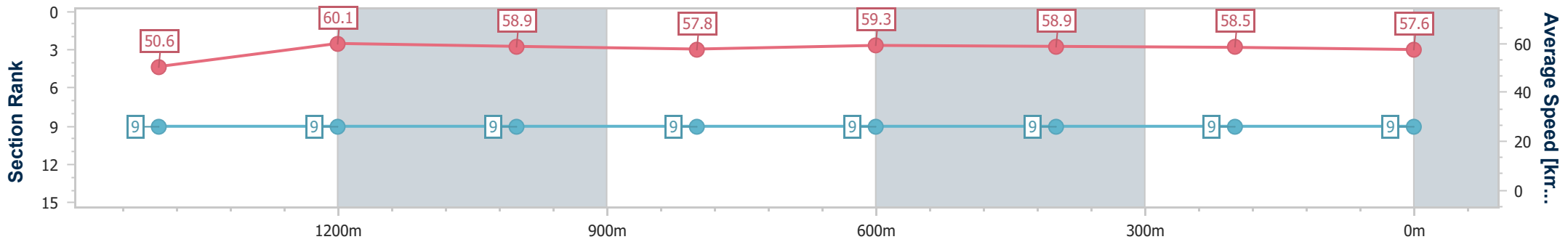
Race 5: STROUD HOMES IPSWICH Class 2 Handicap - 1690m



04 August 2023 - 14:57

Track Rating: Soft 5, Weather: Overcast, Rail Position: +6m Entire

Section	Overall	1400m	1200m	1000m	800m	600m	400m	200m					
Section Times	1:46.56 [9] (0:20.67)	1:25.89 [9] (0:12.04)	1:13.85 [9] (0:12.28)	1:01.57 [9] (0:12.47)	0:49.10 [9] (0:12.14)	0:36.96 [9] (0:12.18)	0:24.78 [9] (0:12.25)	0:12.53 [9] (0:12.53)					
Average Speed [km/h]	50.6	60.1	58.9	57.8	59.3	58.9	58.5	57.6					
Top Speed [km/h]	60.8	61.2	60.0	59.7	60.1	59.7	59.7	60.3					
Avg. Dist. to Rail [m]	5.3	1.1	1.0	1.0	0.4	0.5	0.9	0.9					
Avg. Stride Freq. [Hz]	2.2	2.2	2.1	2.1	2.2	2.2	2.2	2.2					
Avg. Stride Length [m]	6.3	7.2	7.3	7.2	7.2	7.3	7.3	7.2					



- [] Ranking at each section and finish
- .-.- No data available at this section
- NA No data available