

Ipswich QLD Professional

Race 6: BOQ WINSTON GLADES RATINGS BAND 0 - 55 Handicap - 1690m

04 August 2023 - 15:35

Track Rating: Soft 5, Weather: Overcast, Rail Position: +6m Entire

Section														
Field Times	Overall	1400m	1200m	1000m	800m	600m	400m	Last 600m						
	1:44.19 (0:19.30)	1:24.89 (0:11.76)	1:13.13 (0:12.34)	1:00.79 (0:12.68)	0:48.11 (0:11.90)	0:36.21 (0:11.46)	0:24.75 (0:12.14)	0:36.21						
Rank	TAB	Horse/Jockey	Barrier	Top Speed [km/h]	Fastest Section								Distance Travelled [m]	
1	14	HOT BANANAS Michael Cahill	17	64.2 800m	0:11.46 600m	1:44.19 [1] (0:19.70)	1:24.49 [5] (0:11.94)	1:12.55 [5] (0:12.47)	1:00.08 [5] (0:12.31)	0:47.77 [4] (0:11.56)	0:36.21 [1] (0:11.46)	0:24.75 [1] (0:12.14)	0:36.21	
2	3	AIDEN Micheal Hellyer	4	63.6 600m	0:11.48 600m	1:44.30 [2] (0:19.72)	1:24.58 [6] (0:11.99)	1:12.59 [6] (0:12.49)	1:00.10 [6] (0:12.42)	0:47.68 [7] (0:12.04)	0:35.64 [8] (0:11.48)	0:24.16 [6] (0:12.02)	0:35.64	-7
3	7	SPURIOUS Damien Thornton	9	63.3 600m	0:11.61 600m	1:44.81 [3] (0:20.12)	1:24.69 [9] (0:11.88)	1:12.81 [8] (0:12.43)	1:00.38 [8] (0:12.20)	0:48.18 [8] (0:11.79)	0:36.39 [5] (0:11.61)	0:24.78 [5] (0:12.08)	0:36.39	-1
4	2	ULTIMATE POWER Jake Molloy	15	62.9 600m	0:11.75 600m	1:45.00 [4] (0:20.59)	1:24.41 [12] (0:11.92)	1:12.49 [12] (0:12.38)	1:00.11 [12] (0:12.24)	0:47.87 [12] (0:11.99)	0:35.88 [12] (0:11.75)	0:24.13 [11] (0:12.03)	0:35.88	-4
5	18	EIGHTYTHREE BRICKS Brooke Ainsworth	18	66.2 Overall	0:11.67 600m	1:45.02 [5] (0:19.46)	1:25.56 [2] (0:11.86)	1:13.70 [2] (0:12.36)	1:01.34 [2] (0:12.72)	0:48.62 [3] (0:11.92)	0:36.70 [4] (0:11.67)	0:25.03 [4] (0:12.33)	0:36.70	-4
6	10	CHAYSE 'N' STORMS Nozi Tomizawa	2	63.5 Overall	0:11.61 600m	1:45.02 [6] (0:20.08)	1:24.94 [8] (0:11.92)	1:13.02 [9] (0:12.49)	1:00.53 [9] (0:12.37)	0:48.16 [10] (0:12.04)	0:36.12 [10] (0:11.61)	0:24.51 [10] (0:12.22)	0:36.12	-7
7	11	MAGIC MIKEY Melea Castle	16	66.6 Overall	0:11.64 600m	1:45.03 [7] (0:19.30)	1:25.73 [1] (0:11.76)	1:13.97 [1] (0:12.34)	1:01.63 [1] (0:12.68)	0:48.95 [1] (0:12.04)	0:36.91 [2] (0:11.64)	0:25.27 [2] (0:12.35)	0:36.91	-8
8	5	I'MTIMMYZOU Jason Taylor	13	64.1 Overall	0:11.81 600m	1:45.19 [8] (0:19.48)	1:25.71 [4] (0:11.98)	1:13.73 [3] (0:12.45)	1:01.28 [3] (0:12.38)	0:48.90 [2] (0:11.85)	0:37.05 [3] (0:11.81)	0:25.24 [3] (0:12.43)	0:37.05	-1
9	12	FORTIVACI Cejay Graham	7	62.5 600m	0:11.77 600m	1:45.38 [9] (0:21.05)	1:24.33 [13] (0:11.88)	1:12.45 [13] (0:12.34)	1:00.11 [14] (0:12.16)	0:47.95 [14] (0:11.91)	0:36.04 [13] (0:11.77)	0:24.27 [13] (0:12.00)	0:36.04	-8
10	19	POWERWOLF Rikki Jamieson	5	63.1 Overall	0:11.89 600m	1:45.48 [10] (0:19.76)	1:25.72 [7] (0:11.96)	1:13.76 [7] (0:12.50)	1:01.26 [7] (0:12.35)	0:48.91 [6] (0:11.98)	0:36.93 [7] (0:11.89)	0:25.04 [8] (0:12.29)	0:36.93	-3

Scratched: Mr Monegasque (#1), Tee Amici (#8), Stange Bay (#16), Modern Family (#20), Amber One (#9), Lucky Rascal (#17)



Ipswich QLD Professional

Race 6: BOQ WINSTON GLADES RATINGS BAND 0 - 55 Handicap - 1690m

04 August 2023 - 15:35



Track Rating: Soft 5, Weather: Overcast, Rail Position: +6m Entire

Section	Overall	1400m	1200m	1000m	800m	600m	400m	Last 600m
Field Times	1:44.19 (0:19.30)	1:24.89 (0:11.76)	1:13.13 (0:12.34)	1:00.79 (0:12.68)	0:48.11 (0:11.90)	0:36.21 (0:11.46)	0:24.75 (0:12.14)	0:36.21

Rank	TAB	Horse/Jockey	Barrier	Top Speed [km/h]	Fastest Section	Overall	1400m	1200m	1000m	800m	600m	400m	Last 600m	Distance Travelled [m]
11	15	NOW OR NEVER Hannah Phillips	10	62.3 600m	0:11.92 1400m	1:46.30 [11] (0:20.41)	1:25.89 [10] (0:11.92)	1:13.97 [11] (0:12.42)	1:01.55 [11] (0:12.18)	0:49.37 [11] (0:12.03)	0:37.34 [11] (0:11.94)	0:25.40 [12] (0:12.54)	0:37.34	+2
12	6	IRISH THUNDER Kyle Wilson-Taylor	1	62.8 Overall	0:11.73 600m	1:46.67 [12] (0:20.42)	1:26.25 [11] (0:11.79)	1:14.46 [10] (0:12.45)	1:02.01 [10] (0:12.18)	0:49.83 [9] (0:11.93)	0:37.90 [9] (0:11.73)	0:26.17 [9] (0:12.53)	0:37.90	-2
13	13	MT MORT SHARK Matthew McGillivray	14	62.1 1400m	0:11.82 1400m	1:46.67 [13] (0:21.14)	1:25.53 [14] (0:11.82)	1:13.71 [14] (0:12.17)	1:01.54 [13] (0:12.17)	0:49.37 [13] (0:12.05)	0:37.32 [14] (0:12.02)	0:25.30 [14] (0:12.63)	0:37.32	+2
14	4	BOULT Emily Lang	6	64.5 Overall	0:11.91 600m	1:47.12 [14] (0:19.47)	1:27.65 [3] (0:12.01)	1:15.64 [4] (0:12.47)	1:03.17 [4] (0:12.48)	0:50.69 [5] (0:12.00)	0:38.69 [6] (0:11.91)	0:26.78 [7] (0:12.68)	0:38.69	-9

Scratched: Mr Monegasque (#1), Tee Amici (#8), Stange Bay (#16), Modern Family (#20), Amber One (#9), Lucky Rascal (#17)

Track Rating: Soft 5, Weather: Overcast, Rail Position: +6m Entire

Section				200m				Last 600m		
Field Times				0:12.61 (0:12.61)				0:36.21		
Rank	TAB	Horse/Jockey	Barrier	Top Speed [km/h]	Fastest Section	Margin			Distance Travelled [m]	
1	14	HOT BANANAS Michael Cahill	17	64.2 800m	0:11.46 600m	0:12.61 [1] (0:12.61)	1:44.19		0:36.21	
2	3	AIDEN Micheal Hellyer	4	63.6 600m	0:11.48 600m	0:12.14 [4] (0:12.14)	0.5L		0:35.64	-7
3	7	SPURIOUS Damien Thornton	9	63.3 600m	0:11.61 600m	0:12.70 [3] (0:12.70)	3.3L		0:36.39	-1
4	2	ULTIMATE POWER Jake Molloy	15	62.9 600m	0:11.75 600m	0:12.10 [9] (0:12.10)	4.3L		0:35.88	-4
5	18	EIGHTYTHREE BRICKS Brooke Ainsworth	18	66.2 Overall	0:11.67 600m	0:12.70 [5] (0:12.70)	4.4L		0:36.70	-4
6	10	CHAYSE 'N' STORMS Nozi Tomizawa	2	63.5 Overall	0:11.61 600m	0:12.29 [8] (0:12.29)	4.5L		0:36.12	-7
7	11	MAGIC MIKEY Melea Castle	16	66.6 Overall	0:11.64 600m	0:12.92 [2] (0:12.92)	4.6L		0:36.91	-8
8	5	I'MTIMMYZOU Jason Taylor	13	64.1 Overall	0:11.81 600m	0:12.81 [6] (0:12.81)	5.4L		0:37.05	-1
9	12	FORTIVACI Cejay Graham	7	62.5 600m	0:11.77 600m	0:12.27 [12] (0:12.27)	6.4L		0:36.04	-8
10	19	POWERWOLF Rikki Jamieson	5	63.1 Overall	0:11.89 600m	0:12.75 [7] (0:12.75)	6.9L		0:36.93	-3

Scratched: Mr Monegasque (#1), Tee Amici (#8), Stange Bay (#16), Modern Family (#20), Amber One (#9), Lucky Rascal (#17)



Ipswich QLD Professional
Race 6: BOQ WINSTON GLADES RATINGS BAND 0 - 55 Handicap - 1690m
04 August 2023 - 15:35



Track Rating: Soft 5, Weather: Overcast, Rail Position: +6m Entire

Section				200m				Last 600m	
Field Times				0:12.61 (0:12.61)				0:36.21	
Rank	TAB	Horse/Jockey	Barrier	Top Speed [km/h]	Fastest Section	Margin			Distance Travelled [m]
11	15	NOW OR NEVER Hannah Phillips	10	62.3 600m	0:11.92 1400m	0:12.86 [13] (0:12.86)	11.7L		0:37.34 +2
12	6	IRISH THUNDER Kyle Wilson-Taylor	1	62.8 Overall	0:11.73 600m	0:13.64 [11] (0:13.64)	13.7L		0:37.90 -2
13	13	MT MORT SHARK Matthew McGillivray	14	62.1 1400m	0:11.82 1400m	0:12.67 [14] (0:12.67)	13.8L		0:37.32 +2
14	4	BOULT Emily Lang	6	64.5 Overall	0:11.91 600m	0:14.10 [10] (0:14.10)	16.3L		0:38.69 -9

Scratched: Mr Monegasque (#1), Tee Amici (#8), Stange Bay (#16), Modern Family (#20), Amber One (#9), Lucky Rascal (#17)



Horse/Jockey Name	Hot Bananas
Final Rank	1
Fastest Section Time (Section)	0:11.46 (600m)
Top Speed [km/h] (Section)	64.2 (800m)
Race State	Finished



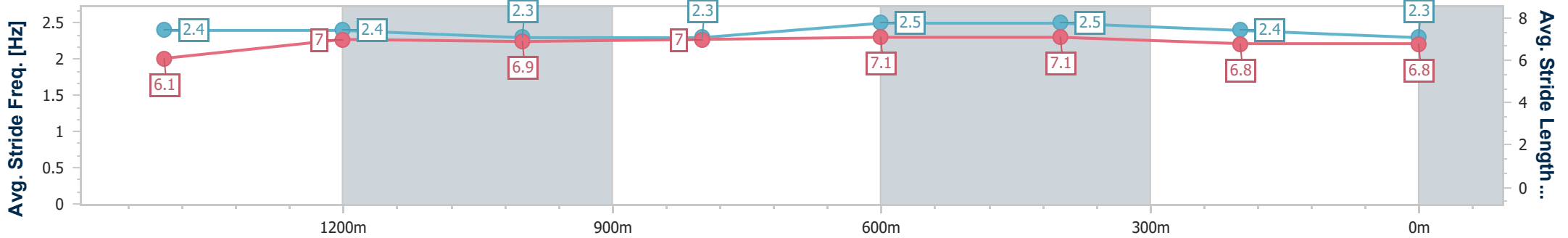
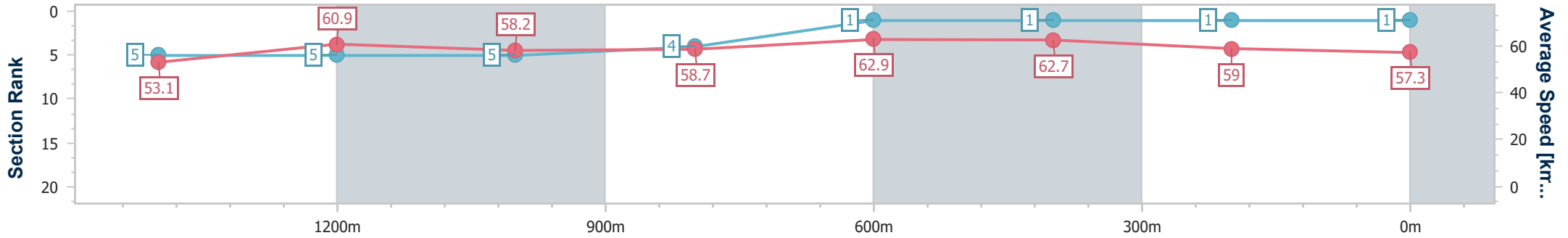
Ipswich QLD Professional
 Race 6: BOQ WINSTON GLADES RATINGS BAND 0 - 55
 Handicap - 1690m



04 August 2023 - 15:35

Track Rating: Soft 5, Weather: Overcast, Rail Position: +6m Entire

Section	Overall	1400m	1200m	1000m	800m	600m	400m	200m
Section Times	1:44.19 [1] (0:19.70)	1:24.49 [5] (0:11.94)	1:12.55 [5] (0:12.47)	1:00.08 [5] (0:12.31)	0:47.77 [4] (0:11.56)	0:36.21 [1] (0:11.46)	0:24.75 [1] (0:12.14)	0:12.61 [1] (0:12.61)
Average Speed [km/h]	53.1	60.9	58.2	58.7	62.9	62.7	59.0	57.3
Top Speed [km/h]	64.0	63.2	59.3	60.1	64.2	64.1	61.4	59.4
Avg. Dist. to Rail [m]	8.9	2.3	1.9	2.2	1.9	0.8	0.6	0.2
Avg. Stride Freq. [Hz]	2.4	2.4	2.3	2.3	2.5	2.5	2.4	2.3
Avg. Stride Length [m]	6.1	7.0	6.9	7.0	7.1	7.1	6.8	6.8



- [] Ranking at each section and finish
- .-.- No data available at this section
- NA No data available



Horse/Jockey Name	Aiden
Final Rank	2
Fastest Section Time (Section)	0:11.48 (600m)
Top Speed [km/h] (Section)	63.6 (600m)
Race State	Finished

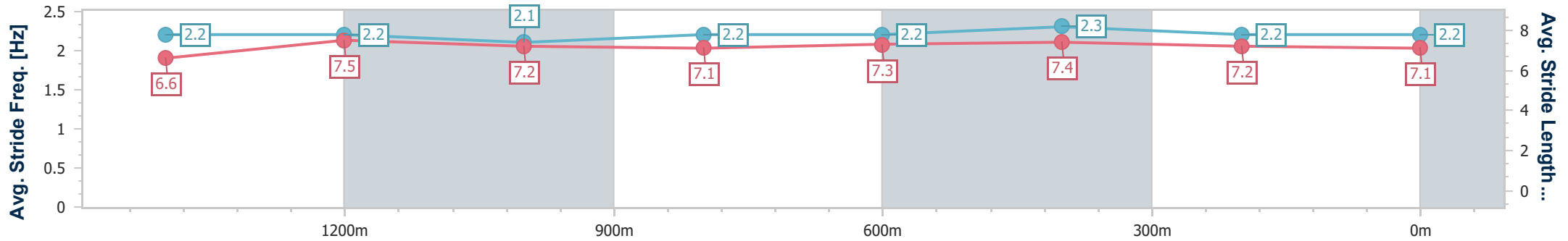
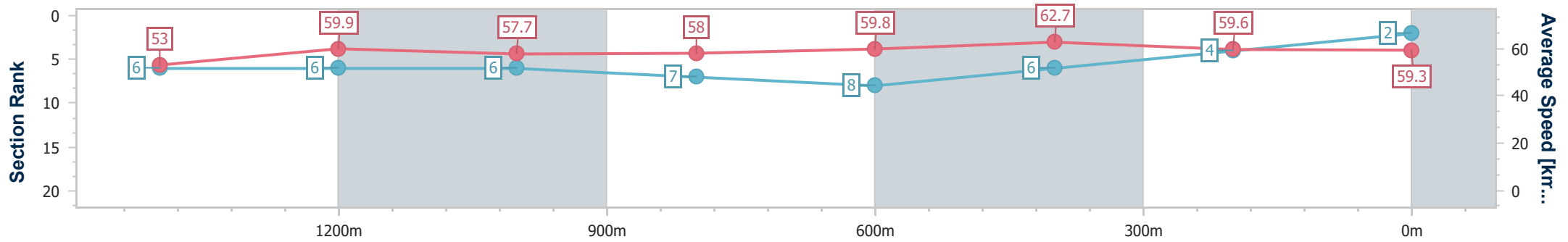


Ipswich QLD Professional
 Race 6: BOQ WINSTON GLADES RATINGS BAND 0 - 55
 Handicap - 1690m
 04 August 2023 - 15:35



Track Rating: Soft 5, Weather: Overcast, Rail Position: +6m Entire

Section	Overall	1400m	1200m	1000m	800m	600m	400m	200m					
Section Times	1:44.30 [2] (0:19.72)	1:24.58 [6] (0:11.99)	1:12.59 [6] (0:12.49)	1:00.10 [6] (0:12.42)	0:47.68 [7] (0:12.04)	0:35.64 [8] (0:11.48)	0:24.16 [6] (0:12.02)	0:12.14 [4] (0:12.14)					
Average Speed [km/h]	53.0	59.9	57.7	58.0	59.8	62.7	59.6	59.3					
Top Speed [km/h]	63.4	62.2	58.6	59.0	62.2	63.6	61.6	59.9					
Avg. Dist. to Rail [m]	1.8	0.2	0.2	0.3	0.2	0.3	0.8	1.4					
Avg. Stride Freq. [Hz]	2.2	2.2	2.1	2.2	2.2	2.3	2.2	2.2					
Avg. Stride Length [m]	6.6	7.5	7.2	7.1	7.3	7.4	7.2	7.1					



- [] Ranking at each section and finish
- .-.- No data available at this section
- NA No data available



Horse/Jockey Name	Spurious
Final Rank	3
Fastest Section Time (Section)	0:11.61 (600m)
Top Speed [km/h] (Section)	63.3 (600m)
Race State	Finished



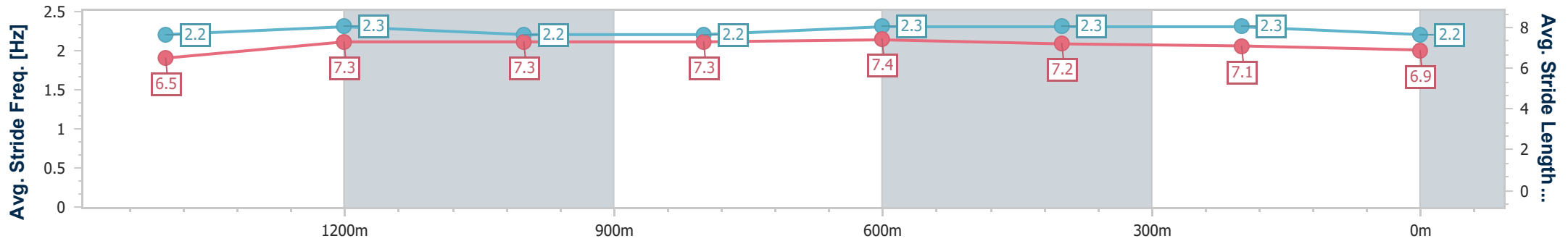
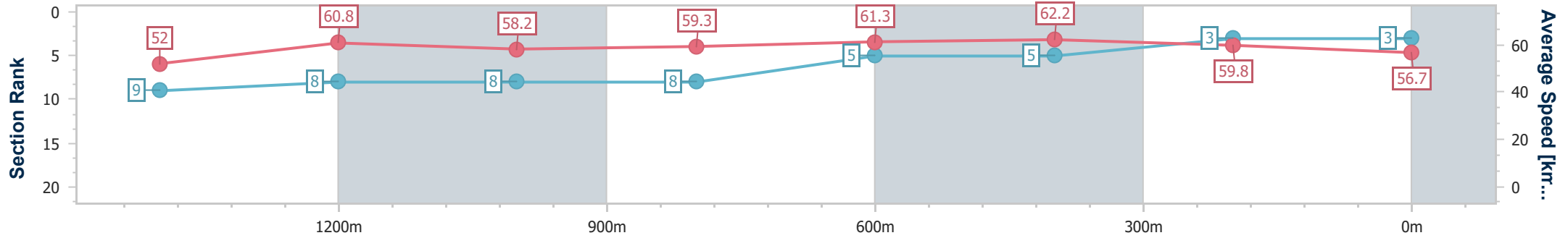
Ipswich QLD Professional
 Race 6: BOQ WINSTON GLADES RATINGS BAND 0 - 55
 Handicap - 1690m



04 August 2023 - 15:35

Track Rating: Soft 5, Weather: Overcast, Rail Position: +6m Entire

Section	Overall	1400m	1200m	1000m	800m	600m	400m	200m
Section Times	1:44.81 [3] (0:20.12)	1:24.69 [9] (0:11.88)	1:12.81 [8] (0:12.43)	1:00.38 [8] (0:12.20)	0:48.18 [8] (0:11.79)	0:36.39 [5] (0:11.61)	0:24.78 [5] (0:12.08)	0:12.70 [3] (0:12.70)
Average Speed [km/h]	52.0	60.8	58.2	59.3	61.3	62.2	59.8	56.7
Top Speed [km/h]	62.4	62.6	59.7	59.8	62.9	63.3	62.1	58.4
Avg. Dist. to Rail [m]	3.7	0.9	1.2	1.6	1.0	1.2	1.5	3.0
Avg. Stride Freq. [Hz]	2.2	2.3	2.2	2.2	2.3	2.3	2.3	2.2
Avg. Stride Length [m]	6.5	7.3	7.3	7.3	7.4	7.2	7.1	6.9



- [] Ranking at each section and finish
- .-.- No data available at this section
- NA No data available



Horse/Jockey Name	Ultimate Power
Final Rank	4
Fastest Section Time (Section)	0:11.75 (600m)
Top Speed [km/h] (Section)	62.9 (600m)
Race State	Finished



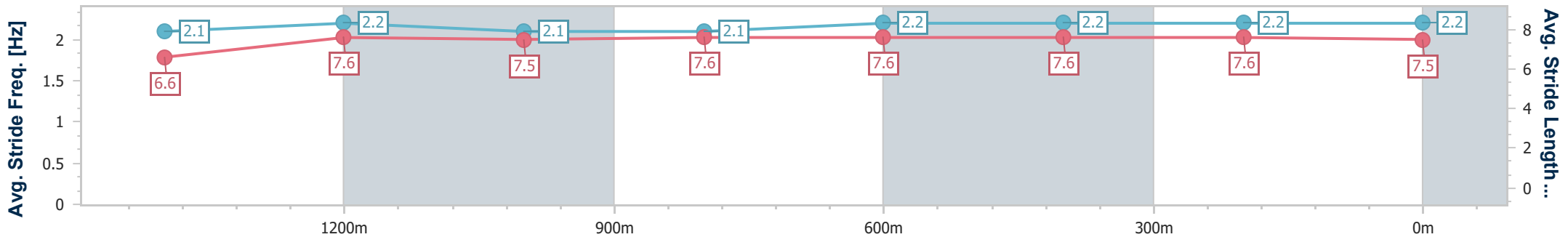
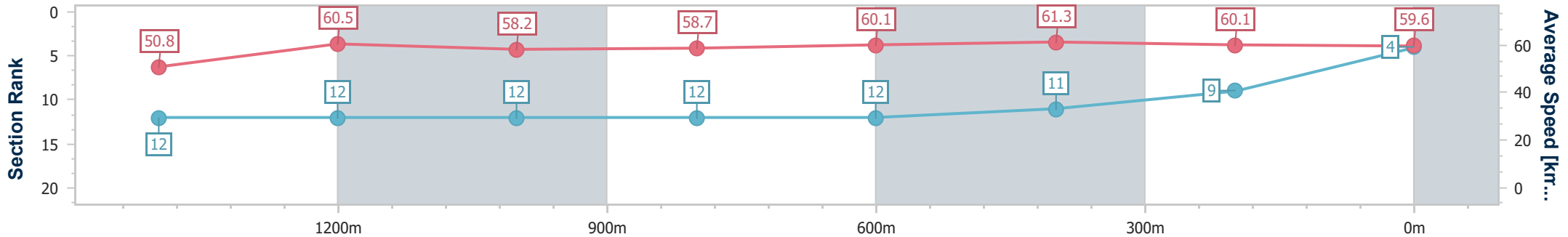
Ipswich QLD Professional
 Race 6: BOQ WINSTON GLADES RATINGS BAND 0 - 55
 Handicap - 1690m



04 August 2023 - 15:35

Track Rating: Soft 5, Weather: Overcast, Rail Position: +6m Entire

Section	Overall	1400m	1200m	1000m	800m	600m	400m	200m
Section Times	1:45.00 [4] (0:20.59)	1:24.41 [12] (0:11.92)	1:12.49 [12] (0:12.38)	1:00.11 [12] (0:12.24)	0:47.87 [12] (0:11.99)	0:35.88 [12] (0:11.75)	0:24.13 [11] (0:12.03)	0:12.10 [9] (0:12.10)
Average Speed [km/h]	50.8	60.5	58.2	58.7	60.1	61.3	60.1	59.6
Top Speed [km/h]	60.7	61.8	59.1	59.4	61.5	62.9	60.8	60.3
Avg. Dist. to Rail [m]	6.3	0.6	0.2	0.2	0.2	0.7	1.3	1.8
Avg. Stride Freq. [Hz]	2.1	2.2	2.1	2.1	2.2	2.2	2.2	2.2
Avg. Stride Length [m]	6.6	7.6	7.5	7.6	7.6	7.6	7.6	7.5



- [] Ranking at each section and finish
- .-.- No data available at this section
- NA No data available



Horse/Jockey Name	Eightythree Bricks
Final Rank	5
Fastest Section Time (Section)	0:11.67 (600m)
Top Speed [km/h] (Section)	66.2 (Overall)
Race State	Finished



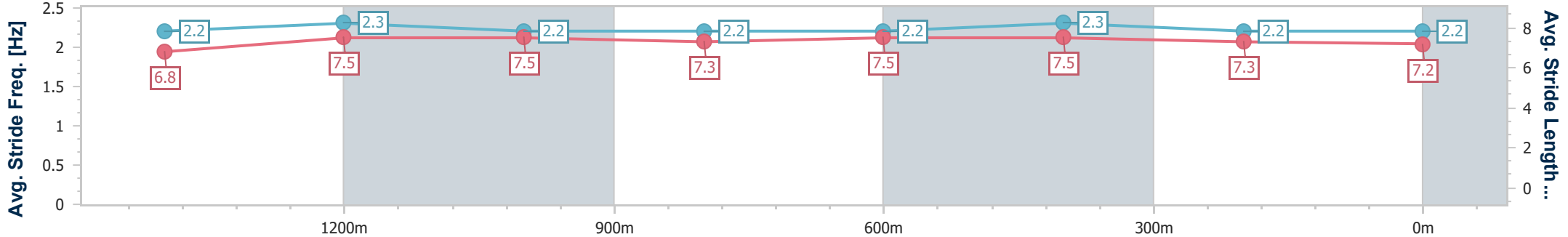
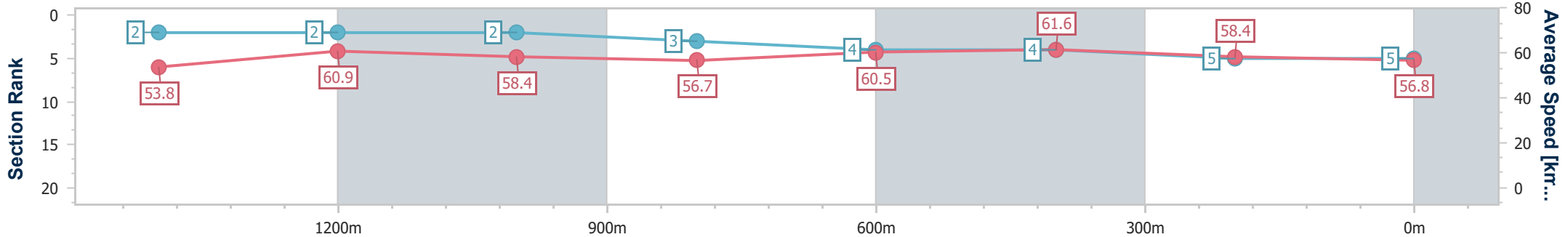
Ipswich QLD Professional
 Race 6: BOQ WINSTON GLADES RATINGS BAND 0 - 55
 Handicap - 1690m



04 August 2023 - 15:35

Track Rating: Soft 5, Weather: Overcast, Rail Position: +6m Entire

Section	Overall	1400m	1200m	1000m	800m	600m	400m	200m
Section Times	1:45.02 [5] (0:19.46)	1:25.56 [2] (0:11.86)	1:13.70 [2] (0:12.36)	1:01.34 [2] (0:12.72)	0:48.62 [3] (0:11.92)	0:36.70 [4] (0:11.67)	0:25.03 [4] (0:12.33)	0:12.70 [5] (0:12.70)
Average Speed [km/h]	53.8	60.9	58.4	56.7	60.5	61.6	58.4	56.8
Top Speed [km/h]	66.2	63.9	59.3	58.6	62.3	63.0	60.4	58.4
Avg. Dist. to Rail [m]	10.2	0.8	0.2	0.7	0.3	0.3	0.3	1.2
Avg. Stride Freq. [Hz]	2.2	2.3	2.2	2.2	2.2	2.3	2.2	2.2
Avg. Stride Length [m]	6.8	7.5	7.5	7.3	7.5	7.5	7.3	7.2



- [] Ranking at each section and finish
- .-.- No data available at this section
- NA No data available



Horse/Jockey Name	Chayse 'N' Storms
Final Rank	6
Fastest Section Time (Section)	0:11.61 (600m)
Top Speed [km/h] (Section)	63.5 (Overall)
Race State	Finished



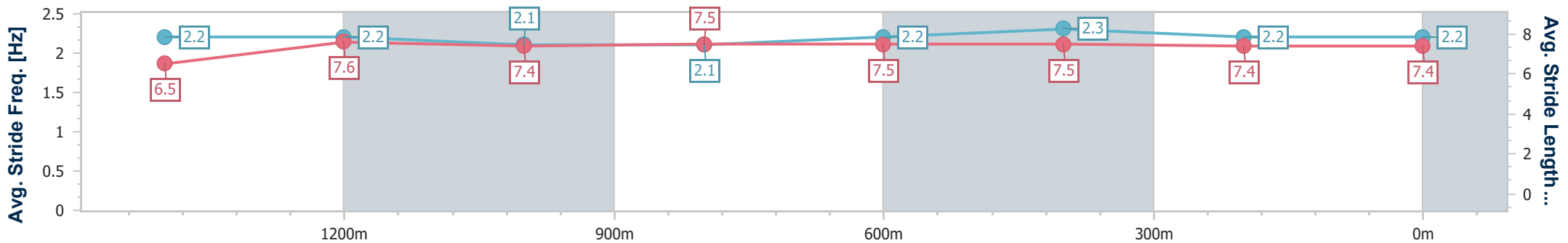
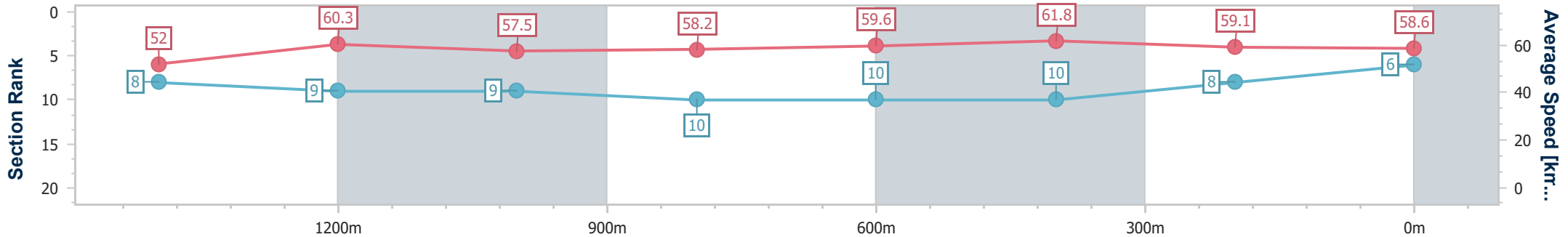
Ipswich QLD Professional
 Race 6: BOQ WINSTON GLADES RATINGS BAND 0 - 55
 Handicap - 1690m



04 August 2023 - 15:35

Track Rating: Soft 5, Weather: Overcast, Rail Position: +6m Entire

Section	Overall	1400m	1200m	1000m	800m	600m	400m	200m
Section Times	1:45.02 [6] (0:20.08)	1:24.94 [8] (0:11.92)	1:13.02 [9] (0:12.49)	1:00.53 [9] (0:12.37)	0:48.16 [10] (0:12.04)	0:36.12 [10] (0:11.61)	0:24.51 [10] (0:12.22)	0:12.29 [8] (0:12.29)
Average Speed [km/h]	52.0	60.3	57.5	58.2	59.6	61.8	59.1	58.6
Top Speed [km/h]	63.5	62.0	58.9	58.9	61.7	62.9	59.9	59.3
Avg. Dist. to Rail [m]	1.5	0.2	0.5	0.4	1.0	0.7	1.2	4.2
Avg. Stride Freq. [Hz]	2.2	2.2	2.1	2.1	2.2	2.3	2.2	2.2
Avg. Stride Length [m]	6.5	7.6	7.4	7.5	7.5	7.5	7.4	7.4



- [] Ranking at each section and finish
- .-.- No data available at this section
- NA No data available



Horse/Jockey Name	Magic Mikey
Final Rank	7
Fastest Section Time (Section)	0:11.64 (600m)
Top Speed [km/h] (Section)	66.6 (Overall)
Race State	Finished



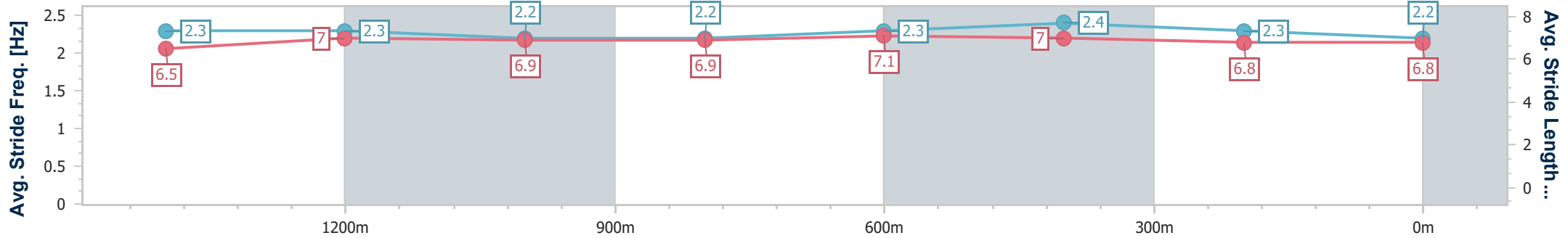
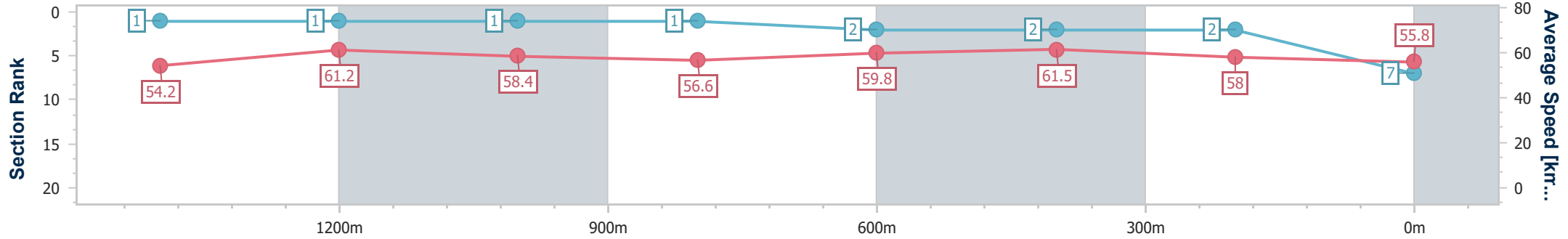
Ipswich QLD Professional
 Race 6: BOQ WINSTON GLADES RATINGS BAND 0 - 55
 Handicap - 1690m



04 August 2023 - 15:35

Track Rating: Soft 5, Weather: Overcast, Rail Position: +6m Entire

Section	Overall	1400m	1200m	1000m	800m	600m	400m	200m
Section Times	1:45.03 [7] (0:19.30)	1:25.73 [1] (0:11.76)	1:13.97 [1] (0:12.34)	1:01.63 [1] (0:12.68)	0:48.95 [1] (0:12.04)	0:36.91 [2] (0:11.64)	0:25.27 [2] (0:12.35)	0:12.92 [2] (0:12.92)
Average Speed [km/h]	54.2	61.2	58.4	56.6	59.8	61.5	58.0	55.8
Top Speed [km/h]	66.6	64.0	59.3	58.1	62.3	62.5	60.3	57.0
Avg. Dist. to Rail [m]	7.4	0.2	0.2	0.7	0.5	1.0	1.6	0.9
Avg. Stride Freq. [Hz]	2.3	2.3	2.2	2.2	2.3	2.4	2.3	2.2
Avg. Stride Length [m]	6.5	7.0	6.9	6.9	7.1	7.0	6.8	6.8





Horse/Jockey Name	l'mtimmyzou
Final Rank	8
Fastest Section Time (Section)	0:11.81 (600m)
Top Speed [km/h] (Section)	64.1 (Overall)
Race State	Finished



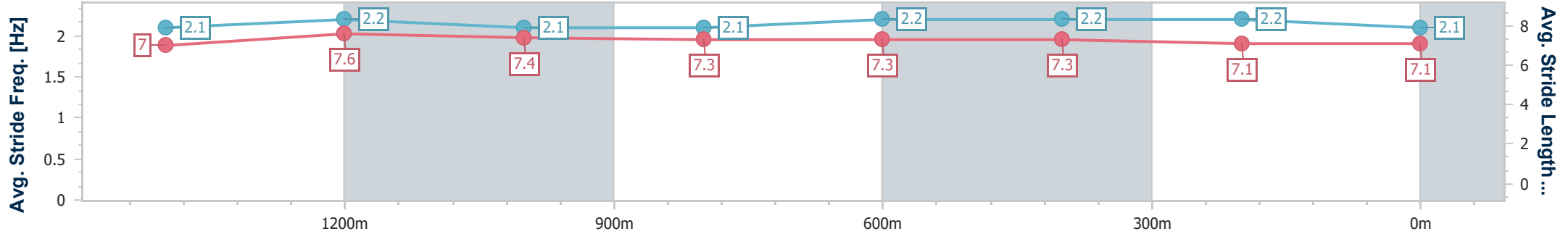
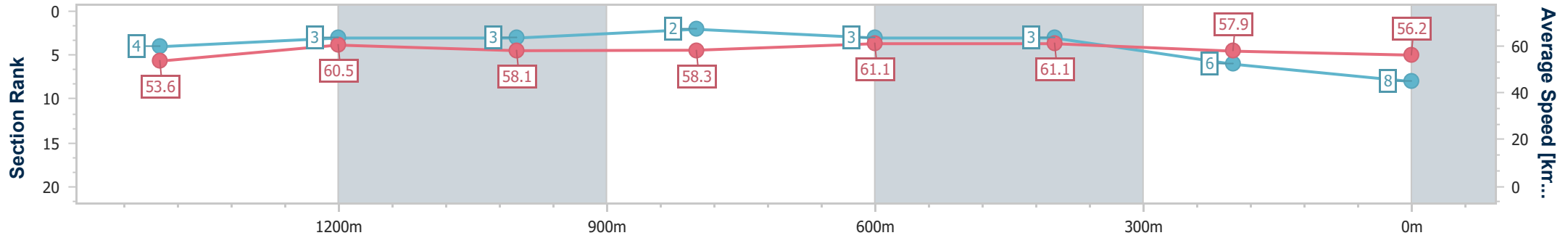
Ipswich QLD Professional
 Race 6: BOQ WINSTON GLADES RATINGS BAND 0 - 55
 Handicap - 1690m



04 August 2023 - 15:35

Track Rating: Soft 5, Weather: Overcast, Rail Position: +6m Entire

Section	Overall	1400m	1200m	1000m	800m	600m	400m	200m
Section Times	1:45.19 [8] (0:19.48)	1:25.71 [4] (0:11.98)	1:13.73 [3] (0:12.45)	1:01.28 [3] (0:12.38)	0:48.90 [2] (0:11.85)	0:37.05 [3] (0:11.81)	0:25.24 [3] (0:12.43)	0:12.81 [6] (0:12.81)
Average Speed [km/h]	53.6	60.5	58.1	58.3	61.1	61.1	57.9	56.2
Top Speed [km/h]	64.1	62.1	58.7	59.3	62.4	62.6	59.8	56.8
Avg. Dist. to Rail [m]	6.2	1.5	1.3	1.4	1.3	0.7	0.5	2.1
Avg. Stride Freq. [Hz]	2.1	2.2	2.1	2.1	2.2	2.2	2.2	2.1
Avg. Stride Length [m]	7.0	7.6	7.4	7.3	7.3	7.3	7.1	7.1



- [] Ranking at each section and finish
- .-.- No data available at this section
- NA No data available



Horse/Jockey Name	Fortivaci
Final Rank	9
Fastest Section Time (Section)	0:11.77 (600m)
Top Speed [km/h] (Section)	62.5 (600m)
Race State	Finished



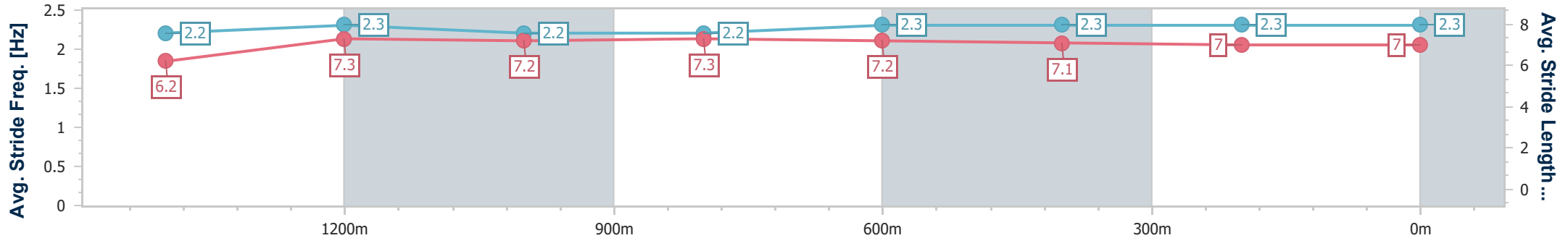
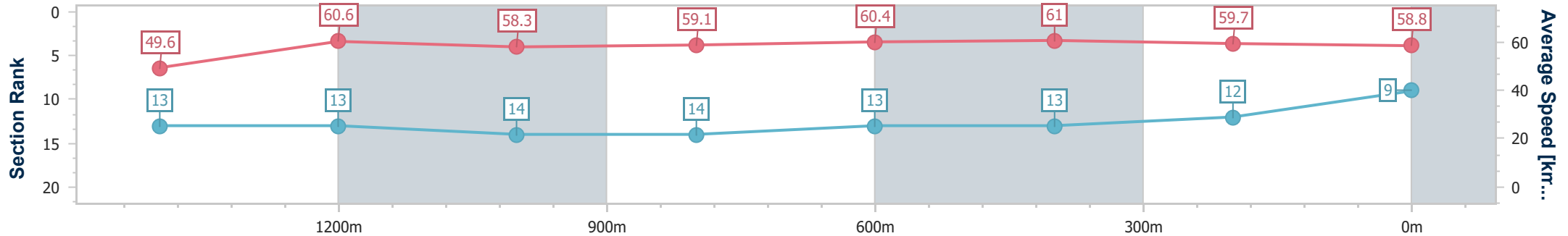
Ipswich QLD Professional
 Race 6: BOQ WINSTON GLADES RATINGS BAND 0 - 55
 Handicap - 1690m



04 August 2023 - 15:35

Track Rating: Soft 5, Weather: Overcast, Rail Position: +6m Entire

Section	Overall	1400m	1200m	1000m	800m	600m	400m	200m
Section Times	1:45.38 [9] (0:21.05)	1:24.33 [13] (0:11.88)	1:12.45 [13] (0:12.34)	1:00.11 [14] (0:12.16)	0:47.95 [14] (0:11.91)	0:36.04 [13] (0:11.77)	0:24.27 [13] (0:12.00)	0:12.27 [12] (0:12.27)
Average Speed [km/h]	49.6	60.6	58.3	59.1	60.4	61.0	59.7	58.8
Top Speed [km/h]	60.4	62.0	59.2	60.0	62.2	62.5	60.2	59.6
Avg. Dist. to Rail [m]	3.5	0.3	0.3	0.5	0.4	0.7	0.6	0.4
Avg. Stride Freq. [Hz]	2.2	2.3	2.2	2.2	2.3	2.3	2.3	2.3
Avg. Stride Length [m]	6.2	7.3	7.2	7.3	7.2	7.1	7.0	7.0



- [] Ranking at each section and finish
- .-.- No data available at this section
- NA No data available



Horse/Jockey Name	Powerwolf
Final Rank	10
Fastest Section Time (Section)	0:11.89 (600m)
Top Speed [km/h] (Section)	63.1 (Overall)
Race State	Finished



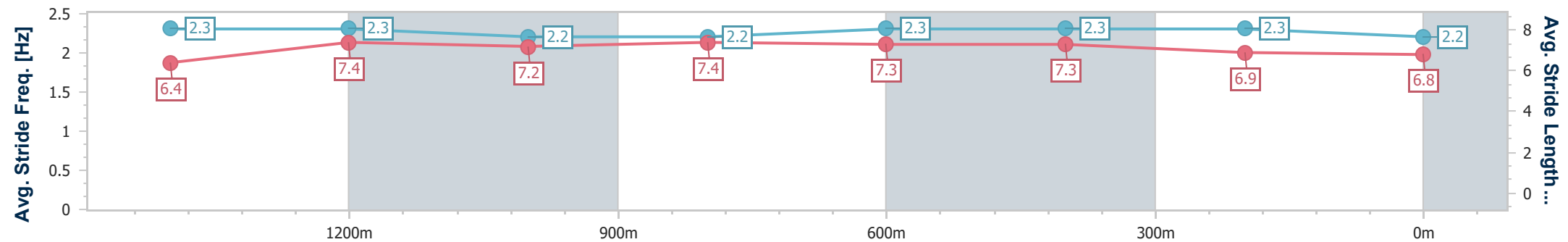
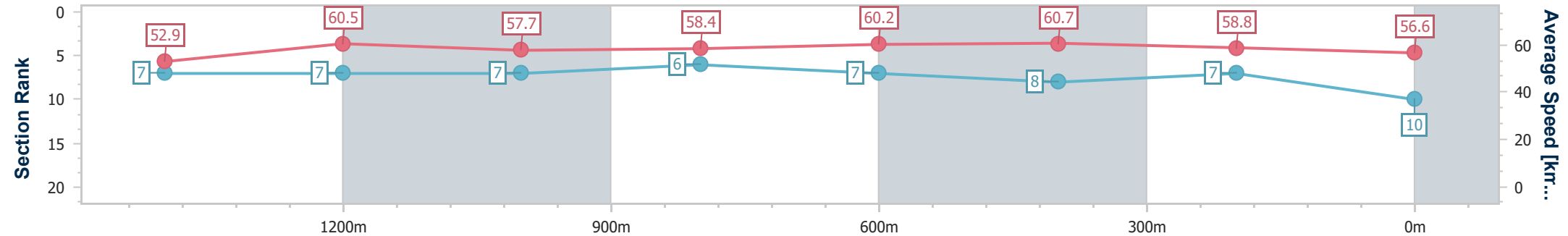
Ipswich QLD Professional
 Race 6: BOQ WINSTON GLADES RATINGS BAND 0 - 55
 Handicap - 1690m



04 August 2023 - 15:35

Track Rating: Soft 5, Weather: Overcast, Rail Position: +6m Entire

Section	Overall	1400m	1200m	1000m	800m	600m	400m	200m					
Section Times	1:45.48 [10] (0:19.76)	1:25.72 [7] (0:11.96)	1:13.76 [7] (0:12.50)	1:01.26 [7] (0:12.35)	0:48.91 [6] (0:11.98)	0:36.93 [7] (0:11.89)	0:25.04 [8] (0:12.29)	0:12.75 [7] (0:12.75)					
Average Speed [km/h]	52.9	60.5	57.7	58.4	60.2	60.7	58.8	56.6					
Top Speed [km/h]	63.1	62.6	58.7	59.4	60.9	61.4	60.4	58.2					
Avg. Dist. to Rail [m]	3.0	0.9	0.5	0.5	0.1	0.6	1.7	4.5					
Avg. Stride Freq. [Hz]	2.3	2.3	2.2	2.2	2.3	2.3	2.3	2.2					
Avg. Stride Length [m]	6.4	7.4	7.2	7.4	7.3	7.3	6.9	6.8					



- [] Ranking at each section and finish
- .-.- No data available at this section
- NA No data available



Horse/Jockey Name	Now or Never
Final Rank	11
Fastest Section Time (Section)	0:11.92 (1400m)
Top Speed [km/h] (Section)	62.3 (600m)
Race State	Finished



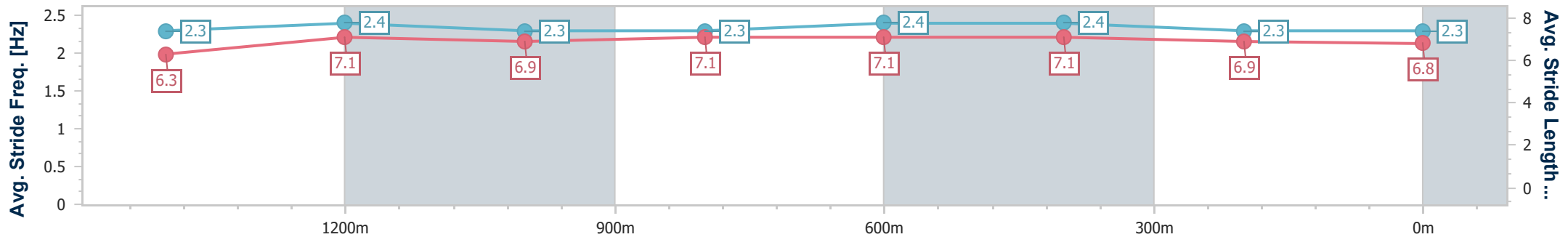
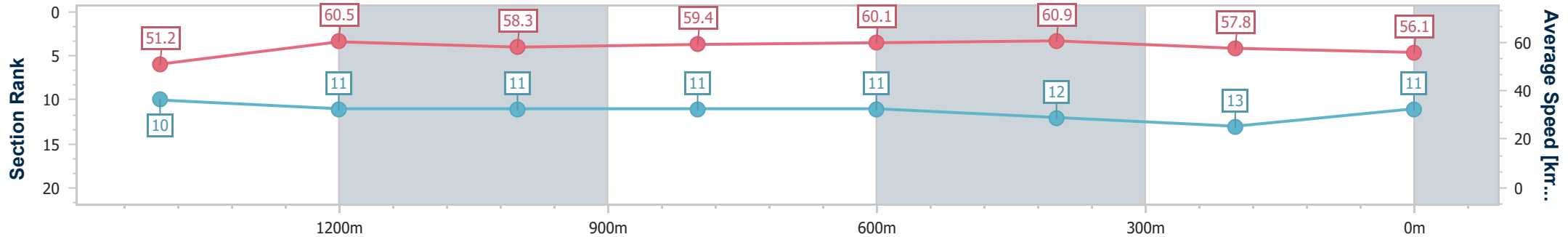
Ipswich QLD Professional
 Race 6: BOQ WINSTON GLADES RATINGS BAND 0 - 55
 Handicap - 1690m



04 August 2023 - 15:35

Track Rating: Soft 5, Weather: Overcast, Rail Position: +6m Entire

Section	Overall	1400m	1200m	1000m	800m	600m	400m	200m
Section Times	1:46.30 [11] (0:20.41)	1:25.89 [10] (0:11.92)	1:13.97 [11] (0:12.42)	1:01.55 [11] (0:12.18)	0:49.37 [11] (0:12.03)	0:37.34 [11] (0:11.94)	0:25.40 [12] (0:12.54)	0:12.86 [13] (0:12.86)
Average Speed [km/h]	51.2	60.5	58.3	59.4	60.1	60.9	57.8	56.1
Top Speed [km/h]	61.1	61.8	59.0	60.0	62.2	62.3	60.0	57.6
Avg. Dist. to Rail [m]	4.6	0.8	1.4	1.7	1.5	2.1	2.8	3.3
Avg. Stride Freq. [Hz]	2.3	2.4	2.3	2.3	2.4	2.4	2.3	2.3
Avg. Stride Length [m]	6.3	7.1	6.9	7.1	7.1	7.1	6.9	6.8



- [] Ranking at each section and finish
- .-.- No data available at this section
- NA No data available



Horse/Jockey Name	Irish Thunder
Final Rank	12
Fastest Section Time (Section)	0:11.73 (600m)
Top Speed [km/h] (Section)	62.8 (Overall)
Race State	Finished



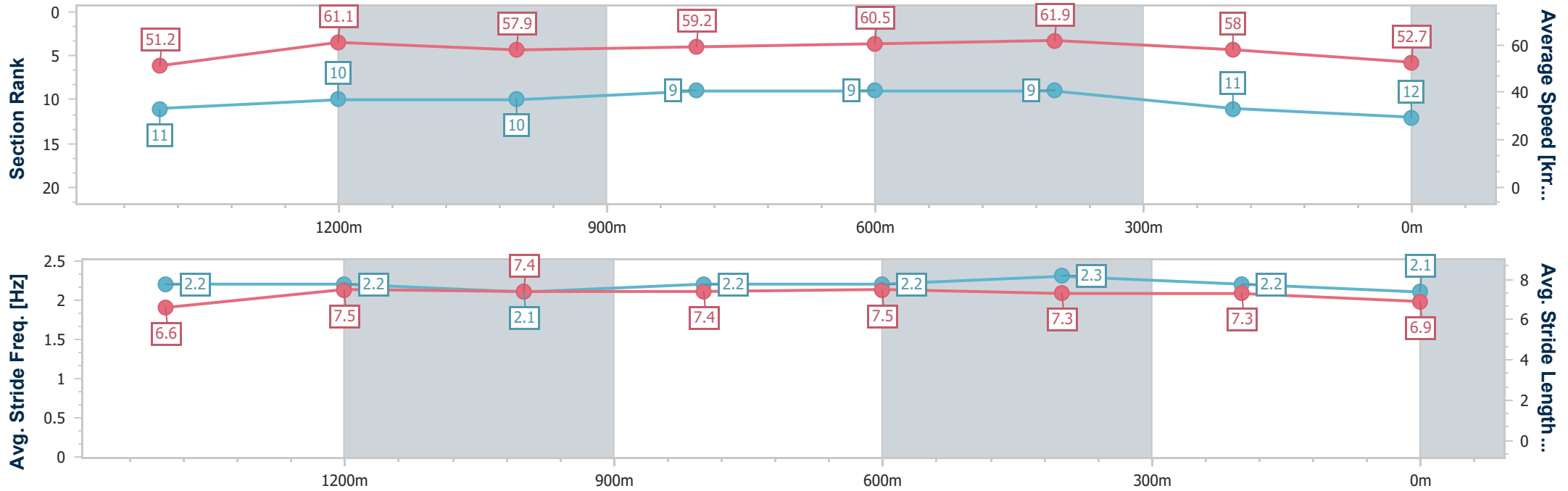
Ipswich QLD Professional
 Race 6: BOQ WINSTON GLADES RATINGS BAND 0 - 55
 Handicap - 1690m



04 August 2023 - 15:35

Track Rating: Soft 5, Weather: Overcast, Rail Position: +6m Entire

Section	Overall	1400m	1200m	1000m	800m	600m	400m	200m					
Section Times	1:46.67 [12] (0:20.42)	1:26.25 [11] (0:11.79)	1:14.46 [10] (0:12.45)	1:02.01 [10] (0:12.18)	0:49.83 [9] (0:11.93)	0:37.90 [9] (0:11.73)	0:26.17 [9] (0:12.53)	0:13.64 [11] (0:13.64)					
Average Speed [km/h]	51.2	61.1	57.9	59.2	60.5	61.9	58.0	52.7					
Top Speed [km/h]	62.8	62.3	59.0	59.8	62.2	62.7	60.6	56.8					
Avg. Dist. to Rail [m]	1.3	0.1	0.4	0.5	0.6	1.9	2.9	3.9					
Avg. Stride Freq. [Hz]	2.2	2.2	2.1	2.2	2.2	2.3	2.2	2.1					
Avg. Stride Length [m]	6.6	7.5	7.4	7.4	7.5	7.3	7.3	6.9					



- [] Ranking at each section and finish
- .-.- No data available at this section
- NA No data available



Horse/Jockey Name	Mt Mort Shark
Final Rank	13
Fastest Section Time (Section)	0:11.82 (1400m)
Top Speed [km/h] (Section)	62.1 (1400m)
Race State	Finished



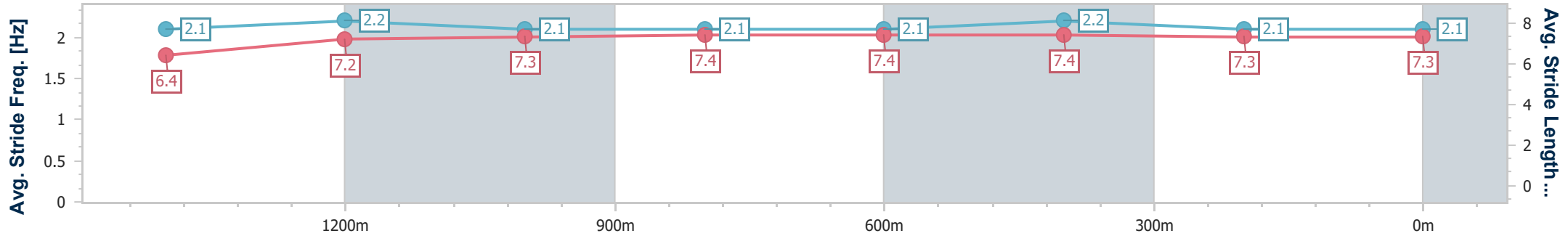
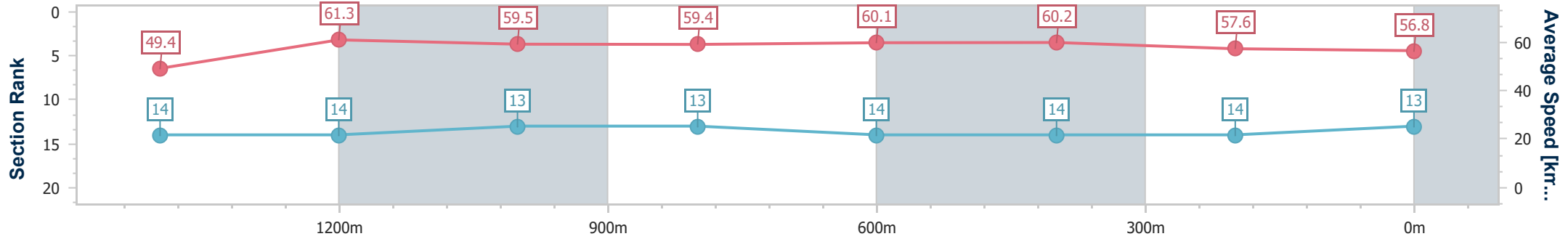
Ipswich QLD Professional
 Race 6: BOQ WINSTON GLADES RATINGS BAND 0 - 55
 Handicap - 1690m



04 August 2023 - 15:35

Track Rating: Soft 5, Weather: Overcast, Rail Position: +6m Entire

Section	Overall	1400m	1200m	1000m	800m	600m	400m	200m
Section Times	1:46.67 [13] (0:21.14)	1:25.53 [14] (0:11.82)	1:13.71 [14] (0:12.17)	1:01.54 [13] (0:12.17)	0:49.37 [13] (0:12.05)	0:37.32 [14] (0:12.02)	0:25.30 [14] (0:12.63)	0:12.67 [14] (0:12.67)
Average Speed [km/h]	49.4	61.3	59.5	59.4	60.1	60.2	57.6	56.8
Top Speed [km/h]	61.1	62.1	61.5	59.8	60.4	61.6	58.9	58.1
Avg. Dist. to Rail [m]	4.8	1.5	1.5	1.5	1.7	1.9	2.9	4.6
Avg. Stride Freq. [Hz]	2.1	2.2	2.1	2.1	2.1	2.2	2.1	2.1
Avg. Stride Length [m]	6.4	7.2	7.3	7.4	7.4	7.4	7.3	7.3



- [] Ranking at each section and finish
- .-.- No data available at this section
- NA No data available



Horse/Jockey Name	Boult
Final Rank	14
Fastest Section Time (Section)	0:11.91 (600m)
Top Speed [km/h] (Section)	64.5 (Overall)
Race State	Finished

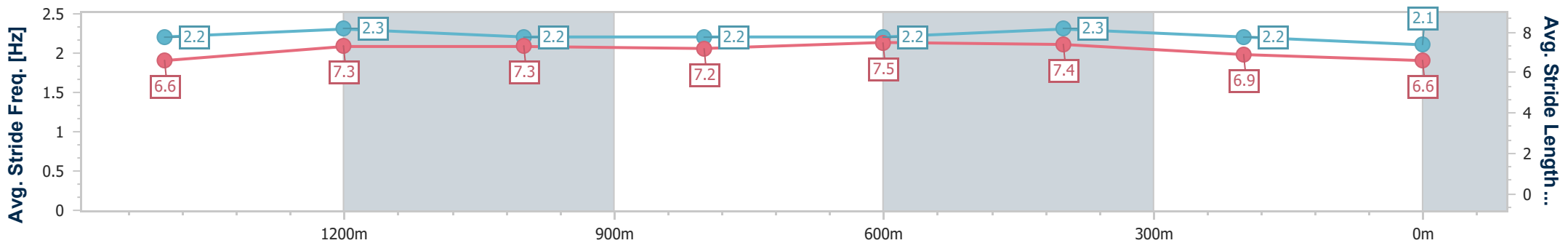
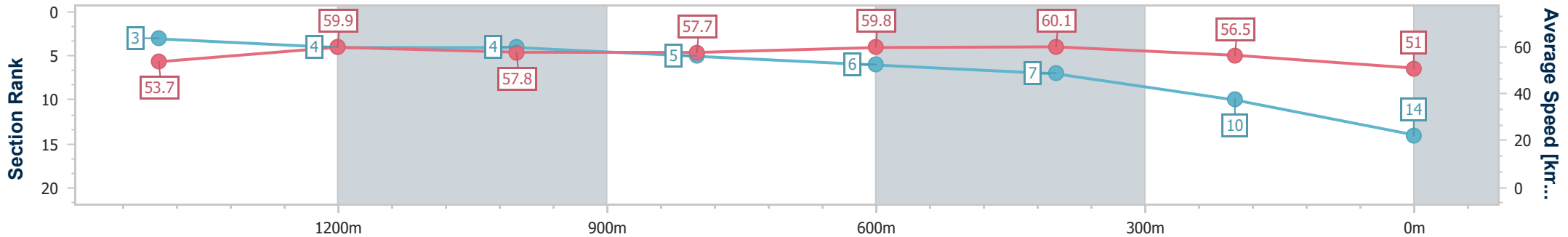


Ipswich QLD Professional
 Race 6: BOQ WINSTON GLADES RATINGS BAND 0 - 55
 Handicap - 1690m
 04 August 2023 - 15:35



Track Rating: Soft 5, Weather: Overcast, Rail Position: +6m Entire

Section	Overall	1400m	1200m	1000m	800m	600m	400m	200m					
Section Times	1:47.12 [14] (0:19.47)	1:27.65 [3] (0:12.01)	1:15.64 [4] (0:12.47)	1:03.17 [4] (0:12.48)	0:50.69 [5] (0:12.00)	0:38.69 [6] (0:11.91)	0:26.78 [7] (0:12.68)	0:14.10 [10] (0:14.10)					
Average Speed [km/h]	53.7	59.9	57.8	57.7	59.8	60.1	56.5	51.0					
Top Speed [km/h]	64.5	61.9	58.6	58.8	61.5	61.2	57.8	55.4					
Avg. Dist. to Rail [m]	3.5	0.3	0.2	0.2	0.6	1.4	1.1	0.7					
Avg. Stride Freq. [Hz]	2.2	2.3	2.2	2.2	2.2	2.3	2.2	2.1					
Avg. Stride Length [m]	6.6	7.3	7.3	7.2	7.5	7.4	6.9	6.6					



- [] Ranking at each section and finish
- .-.- No data available at this section
- NA No data available