



Aquis Park Gold Coast Poly QLD Professional
Race 1: RIGEL DISABILITY SUPPORT SERVICES Class 2 Handicap - 1050m
05 August 2023 - 13:04



Track Rating: Synthetic , Weather: Fine, Rail Position: True

Section		Overall	1000m	800m	600m	400m	200m	Last 600m					
Field Times		1:00.21 (0:05.07)	0:55.14 (0:11.13)	0:44.01 (0:10.74)	0:33.27 (0:10.86)	0:22.41 (0:11.11)	0:11.30 (0:11.30)	0:33.27					
Rank	TAB Horse/Jockey	Barrier	Top Speed [km/h]	Fastest Section	Margin						Distance Travelled [m]		
1	3 DASHING GEE GEE Jai Williams	1	68.0 600m	0:05.07 Overall	1:00.21 [1] (0:05.07)	0:55.14 [1] (0:11.13)	0:44.01 [1] (0:10.74)	0:33.27 [1] (0:10.98)	0:22.29 [2] (0:10.99)	0:11.30 [1] (0:11.30)	1:00.21	0:33.27	
2	4 ALERT STATE Emily Lang	2	68.5 800m	0:05.19 Overall	1:00.41 [2] (0:05.19)	0:55.22 [3] (0:11.21)	0:44.01 [3] (0:10.74)	0:33.27 [3] (0:10.87)	0:22.40 [3] (0:11.09)	0:11.31 [3] (0:11.31)	1L	0:33.27	+4
3	1 DUSKY DANCER Casey Waddell	6	68.1 800m	0:05.14 Overall	1:00.56 [3] (0:05.14)	0:55.42 [2] (0:11.08)	0:44.34 [2] (0:10.72)	0:33.62 [2] (0:10.86)	0:22.76 [1] (0:11.17)	0:11.59 [2] (0:11.59)	1.8L	0:33.62	+7
4	5 TOW THE LINE Michael Cahill	4	68.2 600m	0:05.34 Overall	1:00.79 [4] (0:05.34)	0:55.45 [5] (0:11.34)	0:44.11 [5] (0:10.79)	0:33.32 [5] (0:10.84)	0:22.48 [5] (0:11.07)	0:11.41 [4] (0:11.41)	3.1L	0:33.32	+6
5	6 PRONTO VINCENTO Anthony Allen	7	68.2 600m	0:05.32 Overall	1:00.87 [5] (0:05.32)	0:55.55 [4] (0:11.18)	0:44.37 [4] (0:10.75)	0:33.62 [4] (0:10.93)	0:22.69 [4] (0:11.21)	0:11.48 [5] (0:11.48)	3.5L	0:33.62	+7

Scratched: Clover's Prince (#2), I Am Fearless (#7)

[] Ranking at each section and finish
 -:-:- No data available at this section
 NA No data available

SCN Saddle cloth number
 DNF Did not finish
 DNT Did not track



Horse/Jockey Name	Dashing Gee Gee
Final Rank	1
Fastest Section Time (Section)	0:05.07 (Overall)
Top Speed [km/h] (Section)	68.0 (600m)
Race State	Finished



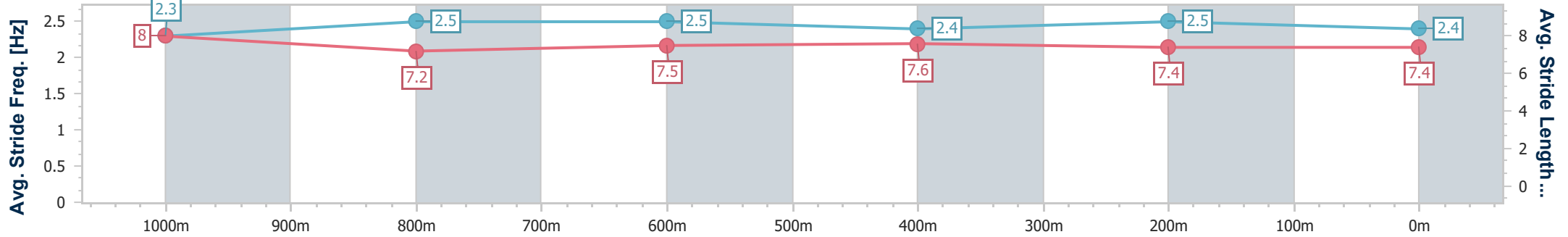
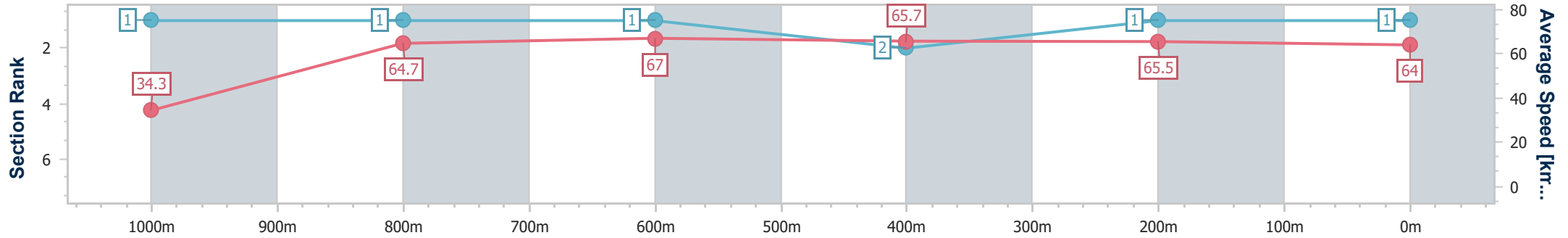
Aquis Park Gold Coast Poly QLD Professional
Race 1: RIGEL DISABILITY SUPPORT SERVICES Class 2
Handicap - 1050m



05 August 2023 - 13:04

Track Rating: Synthetic , Weather: Fine, Rail Position: True

Section	Overall	1000m	800m	600m	400m	200m
Section Times	1:00.21 [1] (0:05.07)	0:55.14 [1] (0:11.13)	0:44.01 [1] (0:10.74)	0:33.27 [1] (0:10.98)	0:22.29 [2] (0:10.99)	0:11.30 [1] (0:11.30)
Average Speed [km/h]	34.3	64.7	67.0	65.7	65.5	64.0
Top Speed [km/h]	56.1	66.7	67.7	68.0	66.5	66.4
Avg. Dist. to Rail [m]	1.1	0.2	0.4	0.7	1.5	1.0
Avg. Stride Freq. [Hz]	2.3	2.5	2.5	2.4	2.5	2.4
Avg. Stride Length [m]	8.0	7.2	7.5	7.6	7.4	7.4



- [] Ranking at each section and finish
- .-.- No data available at this section
- NA No data available



Horse/Jockey Name	Alert State
Final Rank	2
Fastest Section Time (Section)	0:05.19 (Overall)
Top Speed [km/h] (Section)	68.5 (800m)
Race State	Finished



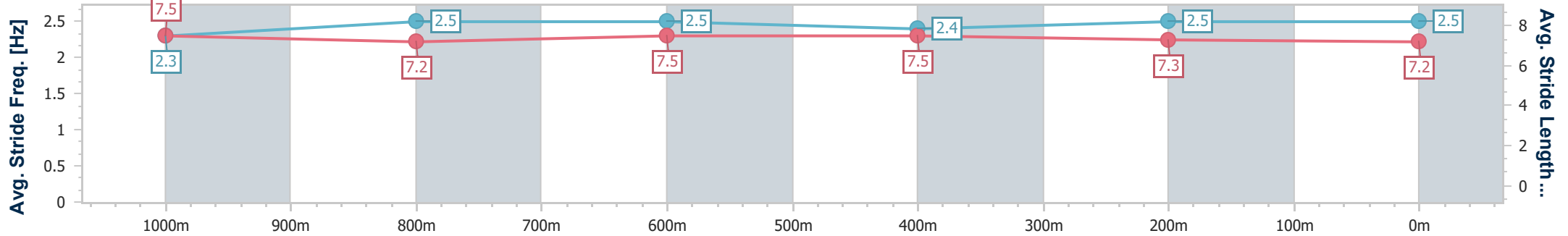
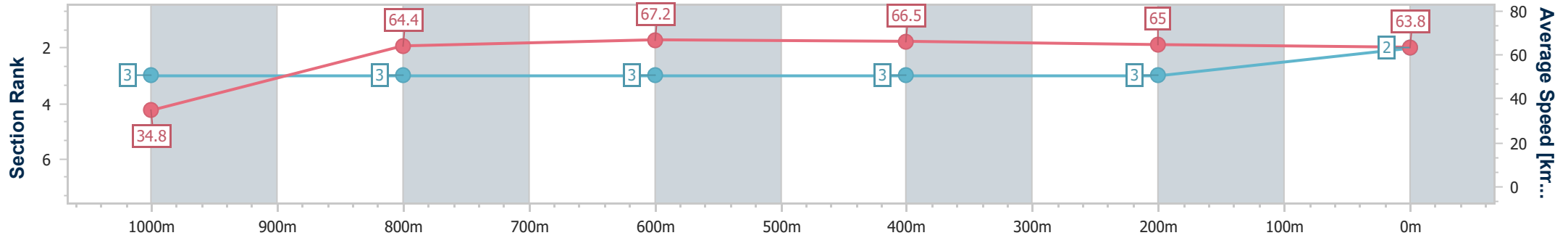
Aquis Park Gold Coast Poly QLD Professional
Race 1: RIGEL DISABILITY SUPPORT SERVICES Class 2
Handicap - 1050m



05 August 2023 - 13:04

Track Rating: Synthetic , Weather: Fine, Rail Position: True

Section	Overall	1000m	800m	600m	400m	200m
Section Times	1:00.41 [2] (0:05.19)	0:55.22 [3] (0:11.21)	0:44.01 [3] (0:10.74)	0:33.27 [3] (0:10.87)	0:22.40 [3] (0:11.09)	0:11.31 [3] (0:11.31)
Average Speed [km/h]	34.8	64.4	67.2	66.5	65.0	63.8
Top Speed [km/h]	57.6	66.7	68.5	67.3	67.1	65.6
Avg. Dist. to Rail [m]	1.5	1.0	0.8	0.8	0.9	1.0
Avg. Stride Freq. [Hz]	2.3	2.5	2.5	2.4	2.5	2.5
Avg. Stride Length [m]	7.5	7.2	7.5	7.5	7.3	7.2



- [] Ranking at each section and finish
- .-.- No data available at this section
- NA No data available



Horse/Jockey Name	Dusky Dancer
Final Rank	3
Fastest Section Time (Section)	0:05.14 (Overall)
Top Speed [km/h] (Section)	68.1 (800m)
Race State	Finished



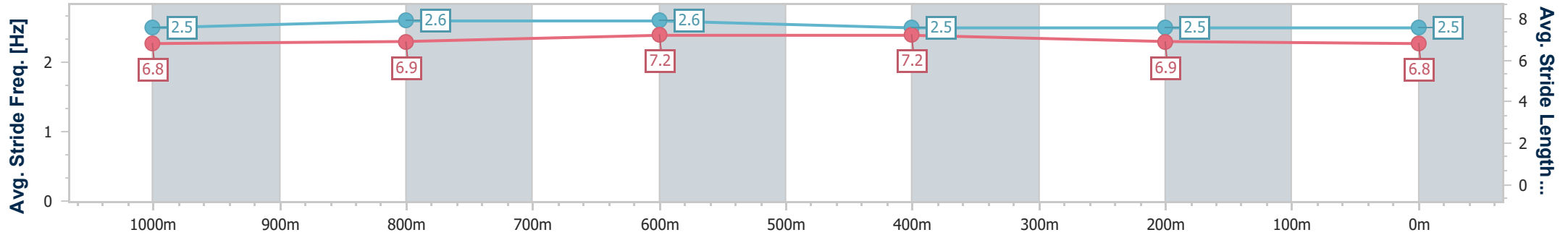
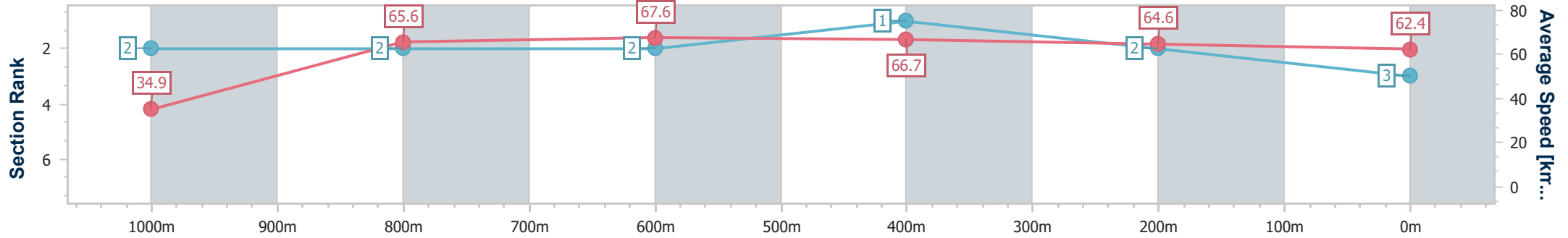
Aquis Park Gold Coast Poly QLD Professional
Race 1: RIGEL DISABILITY SUPPORT SERVICES Class 2
Handicap - 1050m



05 August 2023 - 13:04

Track Rating: Synthetic , Weather: Fine, Rail Position: True

Section	Overall	1000m	800m	600m	400m	200m
Section Times	1:00.56 [3] (0:05.14)	0:55.42 [2] (0:11.08)	0:44.34 [2] (0:10.72)	0:33.62 [2] (0:10.86)	0:22.76 [1] (0:11.17)	0:11.59 [2] (0:11.59)
Average Speed [km/h]	34.9	65.6	67.6	66.7	64.6	62.4
Top Speed [km/h]	57.7	67.5	68.1	68.0	65.7	63.6
Avg. Dist. to Rail [m]	3.5	3.0	1.2	1.5	1.9	3.7
Avg. Stride Freq. [Hz]	2.5	2.6	2.6	2.5	2.5	2.5
Avg. Stride Length [m]	6.8	6.9	7.2	7.2	6.9	6.8



- [] Ranking at each section and finish
- .-.- No data available at this section
- NA No data available



Horse/Jockey Name	Tow The Line
Final Rank	4
Fastest Section Time (Section)	0:05.34 (Overall)
Top Speed [km/h] (Section)	68.2 (600m)
Race State	Finished



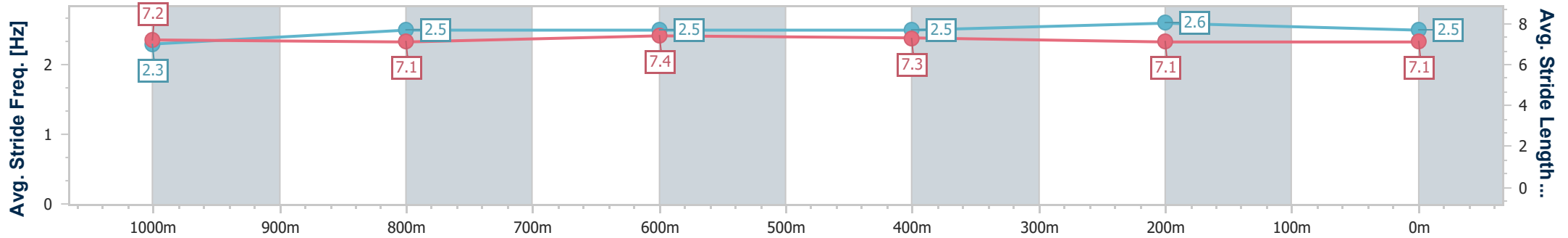
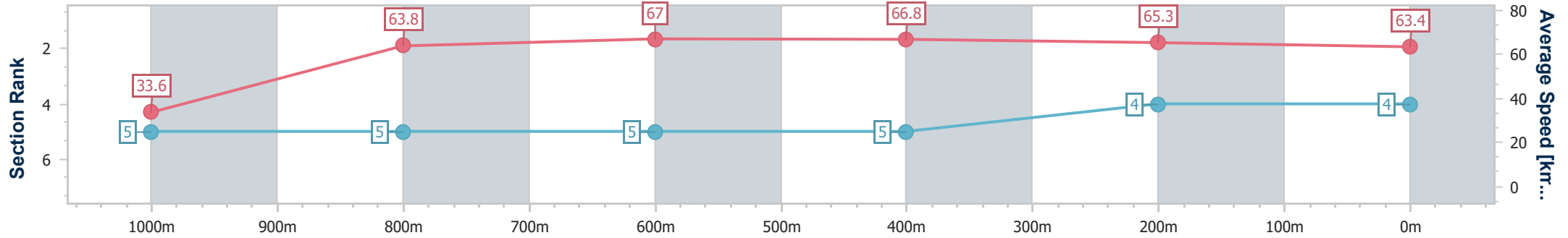
Aquis Park Gold Coast Poly QLD Professional
Race 1: RIGEL DISABILITY SUPPORT SERVICES Class 2
Handicap - 1050m



05 August 2023 - 13:04

Track Rating: Synthetic , Weather: Fine, Rail Position: True

Section	Overall	1000m	800m	600m	400m	200m
Section Times	1:00.79 [4] (0:05.34)	0:55.45 [5] (0:11.34)	0:44.11 [5] (0:10.79)	0:33.32 [5] (0:10.84)	0:22.48 [5] (0:11.07)	0:11.41 [4] (0:11.41)
Average Speed [km/h]	33.6	63.8	67.0	66.8	65.3	63.4
Top Speed [km/h]	54.8	66.2	68.0	68.2	66.8	65.0
Avg. Dist. to Rail [m]	2.5	1.6	0.9	1.2	3.6	5.1
Avg. Stride Freq. [Hz]	2.3	2.5	2.5	2.5	2.6	2.5
Avg. Stride Length [m]	7.2	7.1	7.4	7.3	7.1	7.1



- [] Ranking at each section and finish
- .-.- No data available at this section
- NA No data available



Horse/Jockey Name	Pronto Vincenzo
Final Rank	5
Fastest Section Time (Section)	0:05.32 (Overall)
Top Speed [km/h] (Section)	68.2 (600m)
Race State	Finished



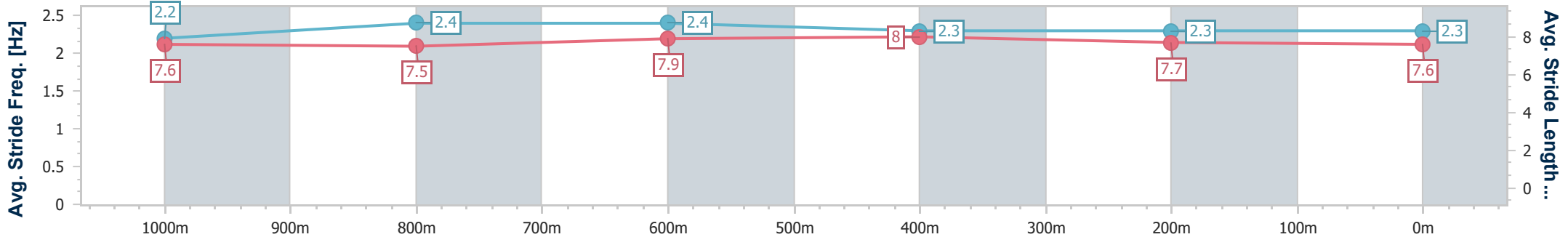
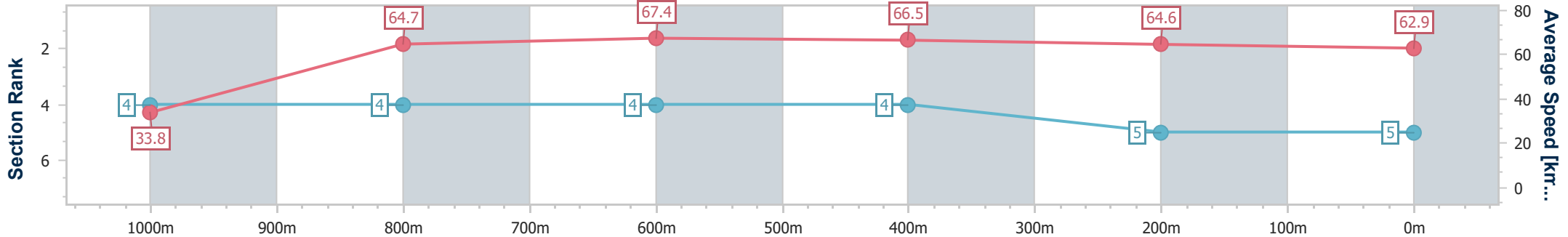
Aquis Park Gold Coast Poly QLD Professional
Race 1: RIGEL DISABILITY SUPPORT SERVICES Class 2
Handicap - 1050m



05 August 2023 - 13:04

Track Rating: Synthetic , Weather: Fine, Rail Position: True

Section	Overall	1000m	800m	600m	400m	200m
Section Times	1:00.87 [5] (0:05.32)	0:55.55 [4] (0:11.18)	0:44.37 [4] (0:10.75)	0:33.62 [4] (0:10.93)	0:22.69 [4] (0:11.21)	0:11.48 [5] (0:11.48)
Average Speed [km/h]	33.8	64.7	67.4	66.5	64.6	62.9
Top Speed [km/h]	55.2	67.5	68.1	68.2	65.8	64.0
Avg. Dist. to Rail [m]	3.5	2.2	1.2	1.9	3.2	4.3
Avg. Stride Freq. [Hz]	2.2	2.4	2.4	2.3	2.3	2.3
Avg. Stride Length [m]	7.6	7.5	7.9	8.0	7.7	7.6



- [] Ranking at each section and finish
- .-.- No data available at this section
- NA No data available