

Track Rating: Synthetic , Weather: Fine, Rail Position: True

Section		Overall	1400m	1200m	1000m	800m	600m	400m	Last 600m				
Field Times		1:32.72 (0:10.30)	1:22.42 (0:11.48)	1:10.94 (0:11.34)	0:59.60 (0:11.51)	0:48.09 (0:11.66)	0:36.43 (0:11.87)	0:24.56 (0:12.27)	0:36.43				
Rank	TAB Horse/Jockey	Barrier	Top Speed [km/h]	Fastest Section									Distance Travelled [m]
1	6 ALL'S FAIR Rikki Jamieson	8	64.3 1200m	0:10.31 Overall	1:32.72 [1] (0:10.31)	1:22.41 [2] (0:11.88)	1:10.53 [6] (0:11.35)	0:59.18 [6] (0:11.50)	0:47.68 [6] (0:11.51)	0:36.17 [5] (0:11.80)	0:24.37 [4] (0:12.08)	0:36.17	
2	2 DEVINE FALLS Danny Peisley	2	65.8 800m	0:10.80 Overall	1:32.90 [2] (0:10.80)	1:22.10 [9] (0:11.94)	1:10.16 [9] (0:11.48)	0:58.68 [9] (0:11.49)	0:47.19 [9] (0:11.46)	0:35.73 [9] (0:11.47)	0:24.26 [8] (0:11.98)	0:35.73	-10
3	5 CAPITEEL Jag Guthmann-Chester	4	65.0 800m	0:10.56 Overall	1:33.03 [3] (0:10.56)	1:22.47 [7] (0:11.84)	1:10.63 [7] (0:11.44)	0:59.19 [8] (0:11.61)	0:47.58 [8] (0:11.43)	0:36.15 [7] (0:11.66)	0:24.49 [7] (0:12.20)	0:36.15	-12
4	3 METAL ROCK Josh Adams	6	65.5 1200m	0:10.30 Overall	1:33.83 [4] (0:10.30)	1:23.53 [1] (0:11.79)	1:11.74 [4] (0:11.16)	1:00.58 [3] (0:11.53)	0:49.05 [3] (0:11.53)	0:37.52 [2] (0:11.88)	0:25.64 [2] (0:12.56)	0:37.52	-11
5	4 SHALATIME Emily Lang	1	64.2 1400m	0:10.42 Overall	1:33.86 [5] (0:10.42)	1:23.44 [6] (0:11.71)	1:11.73 [5] (0:11.36)	1:00.37 [5] (0:11.50)	0:48.87 [5] (0:11.60)	0:37.27 [6] (0:11.86)	0:25.41 [6] (0:12.43)	0:37.27	-13
6	1 QUIET MICHAEL Jai Williams	3	64.6 1400m	0:10.38 Overall	1:34.25 [6] (0:10.38)	1:23.87 [5] (0:11.58)	1:12.29 [2] (0:11.37)	1:00.92 [4] (0:11.58)	0:49.34 [4] (0:11.56)	0:37.78 [4] (0:11.84)	0:25.94 [3] (0:12.59)	0:37.78	-12
7	8 HARDLEY GREY Stacey Callow	9	65.9 1200m	0:10.38 Overall	1:34.59 [7] (0:10.38)	1:24.21 [4] (0:11.65)	1:12.56 [3] (0:11.13)	1:01.43 [2] (0:11.53)	0:49.90 [2] (0:11.68)	0:38.22 [3] (0:12.04)	0:26.18 [5] (0:12.79)	0:38.22	+1
8	9 BLUE TONE Micheal Hellyer	7	63.9 1200m	0:10.67 Overall	1:34.82 [8] (0:10.67)	1:24.15 [8] (0:11.78)	1:12.37 [8] (0:11.38)	1:00.99 [7] (0:11.61)	0:49.38 [7] (0:11.65)	0:37.73 [8] (0:11.93)	0:25.80 [9] (0:12.54)	0:37.73	-10
9	7 SHOTGUN DIVA Casey Waddell	5	65.3 1400m	0:10.33 Overall	1:35.13 [9] (0:10.33)	1:24.80 [3] (0:11.45)	1:13.35 [1] (0:11.34)	1:02.01 [1] (0:11.51)	0:50.50 [1] (0:11.66)	0:38.84 [1] (0:11.87)	0:26.97 [1] (0:12.80)	0:38.84	-17

Track Rating: Synthetic , Weather: Fine, Rail Position: True

Section				200m				Last 600m	
Field Times				0:12.29 (0:12.29)				0:36.43	
Rank	TAB	Horse/Jockey	Barrier	Top Speed [km/h]	Fastest Section	Margin			Distance Travelled [m]
1	6	<b>ALL'S FAIR</b> Rikki Jamieson	8	64.3 1200m	0:10.31 Overall	0:12.29 [1] (0:12.29)	1:32.72		0:36.17
2	2	<b>DEVINE FALLS</b> Danny Peisley	2	65.8 800m	0:10.80 Overall	0:12.28 [2] (0:12.28)	1L		0:35.73 -10
3	5	<b>CAPITEEL</b> Jag Guthmann-Chester	4	65.0 800m	0:10.56 Overall	0:12.29 [3] (0:12.29)	1.5L		0:36.15 -12
4	3	<b>METAL ROCK</b> Josh Adams	6	65.5 1200m	0:10.30 Overall	0:13.08 [4] (0:13.08)	6.3L		0:37.52 -11
5	4	<b>SHALATIME</b> Emily Lang	1	64.2 1400m	0:10.42 Overall	0:12.98 [5] (0:12.98)	6.4L		0:37.27 -13
6	1	<b>QUIET MICHAEL</b> Jai Williams	3	64.6 1400m	0:10.38 Overall	0:13.35 [6] (0:13.35)	8.7L		0:37.78 -12
7	8	<b>HARDLEY GREY</b> Stacey Callow	9	65.9 1200m	0:10.38 Overall	0:13.39 [8] (0:13.39)	10.5L		0:38.22 +1
8	9	<b>BLUE TONE</b> Micheal Hellyer	7	63.9 1200m	0:10.67 Overall	0:13.26 [9] (0:13.26)	11.8L		0:37.73 -10
9	7	<b>SHOTGUN DIVA</b> Casey Waddell	5	65.3 1400m	0:10.33 Overall	0:14.17 [7] (0:14.17)	13.6L		0:38.84 -17



Horse/Jockey Name	All's Fair
Final Rank	1
Fastest Section Time (Section)	0:10.31 (Overall)
Top Speed [km/h] (Section)	64.3 (1200m)
Race State	Finished



Aquis Park Gold Coast Poly QLD Professional

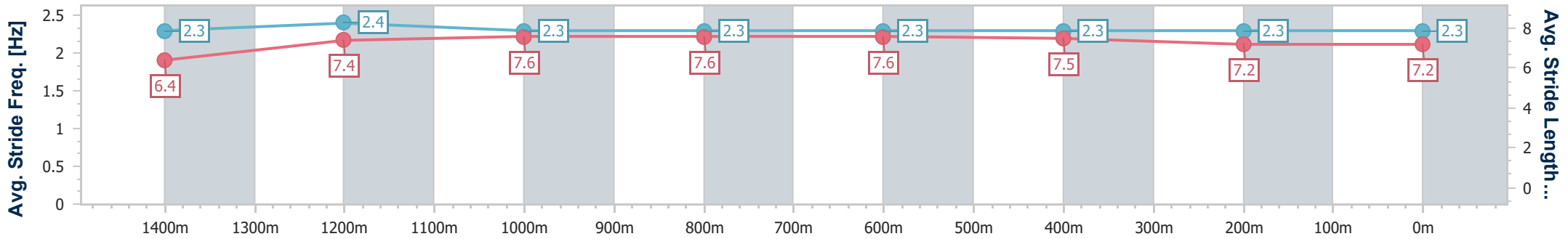
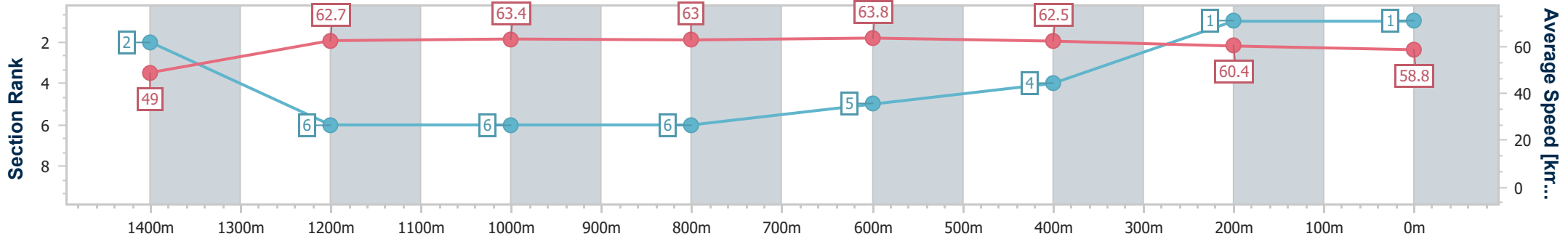
Race 4: HOMECORP Class 2 Handicap - 1540m

05 August 2023 - 14:50

Track Rating: Synthetic , Weather: Fine, Rail Position: True



Section	Overall	1400m	1200m	1000m	800m	600m	400m	200m
Section Times	1:32.72 [1] (0:10.31)	1:22.41 [2] (0:11.88)	1:10.53 [6] (0:11.35)	0:59.18 [6] (0:11.50)	0:47.68 [6] (0:11.51)	0:36.17 [5] (0:11.80)	0:24.37 [4] (0:12.08)	0:12.29 [1] (0:12.29)
Average Speed [km/h]	49.0	62.7	63.4	63.0	63.8	62.5	60.4	58.8
Top Speed [km/h]	63.4	63.6	64.3	63.8	64.3	63.9	61.5	59.7
Avg. Dist. to Rail [m]	7.7	4.4	2.1	2.1	3.6	4.5	5.5	4.1
Avg. Stride Freq. [Hz]	2.3	2.4	2.3	2.3	2.3	2.3	2.3	2.3
Avg. Stride Length [m]	6.4	7.4	7.6	7.6	7.6	7.5	7.2	7.2



- [ ] Ranking at each section and finish
- .-.- No data available at this section
- NA No data available



Horse/Jockey Name	Devine Falls
Final Rank	2
Fastest Section Time (Section)	0:10.80 (Overall)
Top Speed [km/h] (Section)	65.8 (800m)
Race State	Finished



Aquis Park Gold Coast Poly QLD Professional

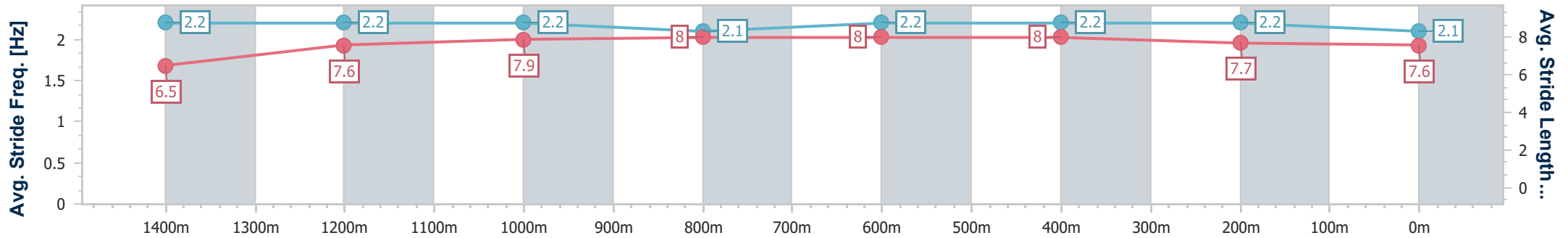
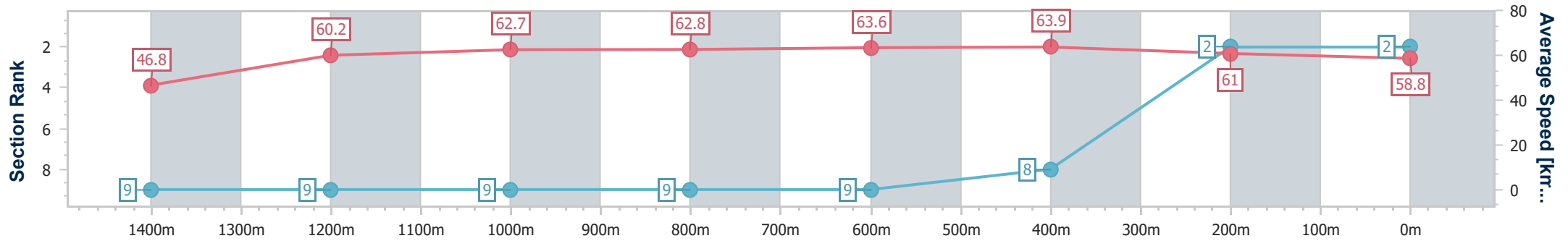
Race 4: HOMECORP Class 2 Handicap - 1540m

05 August 2023 - 14:50

Track Rating: Synthetic , Weather: Fine, Rail Position: True



Section	Overall	1400m	1200m	1000m	800m	600m	400m	200m
Section Times	1:32.90 [2] (0:10.80)	1:22.10 [9] (0:11.94)	1:10.16 [9] (0:11.48)	0:58.68 [9] (0:11.49)	0:47.19 [9] (0:11.46)	0:35.73 [9] (0:11.47)	0:24.26 [8] (0:11.98)	0:12.28 [2] (0:12.28)
Average Speed [km/h]	46.8	60.2	62.7	62.8	63.6	63.9	61.0	58.8
Top Speed [km/h]	60.9	61.6	64.4	63.7	65.8	65.7	61.7	62.0
Avg. Dist. to Rail [m]	2.4	0.4	0.7	1.0	2.2	3.6	7.3	8.0
Avg. Stride Freq. [Hz]	2.2	2.2	2.2	2.1	2.2	2.2	2.2	2.1
Avg. Stride Length [m]	6.5	7.6	7.9	8.0	8.0	8.0	7.7	7.6



- [ ] Ranking at each section and finish
- .-.- No data available at this section
- NA No data available



Horse/Jockey Name	Capiteel
Final Rank	3
Fastest Section Time (Section)	0:10.56 (Overall)
Top Speed [km/h] (Section)	65.0 (800m)
Race State	Finished



Aquis Park Gold Coast Poly QLD Professional

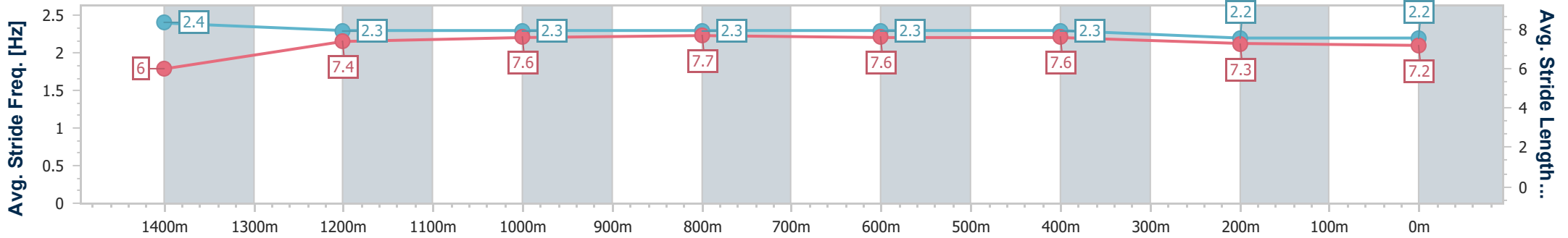
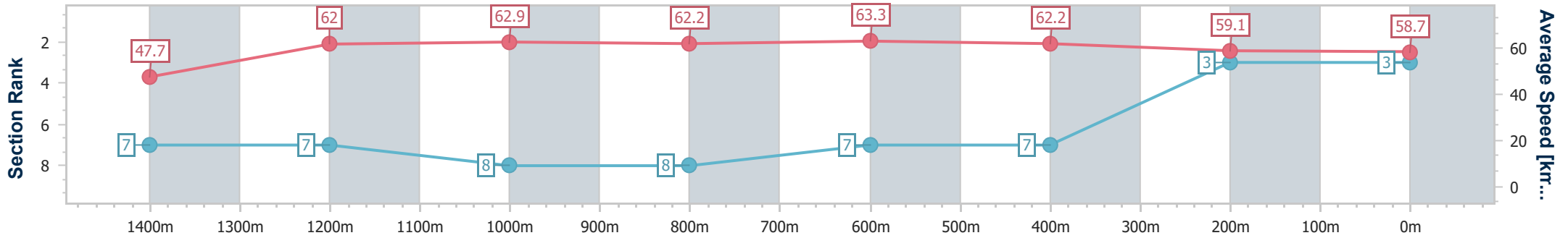
Race 4: HOMECORP Class 2 Handicap - 1540m



05 August 2023 - 14:50

Track Rating: Synthetic , Weather: Fine, Rail Position: True

Section	Overall	1400m	1200m	1000m	800m	600m	400m	200m
Section Times	1:33.03 [3] (0:10.56)	1:22.47 [7] (0:11.84)	1:10.63 [7] (0:11.44)	0:59.19 [8] (0:11.61)	0:47.58 [8] (0:11.43)	0:36.15 [7] (0:11.66)	0:24.49 [7] (0:12.20)	0:12.29 [3] (0:12.29)
Average Speed [km/h]	47.7	62.0	62.9	62.2	63.3	62.2	59.1	58.7
Top Speed [km/h]	62.9	63.5	63.4	63.2	65.0	65.0	59.9	59.8
Avg. Dist. to Rail [m]	4.1	2.3	1.6	1.2	1.1	1.5	1.1	2.4
Avg. Stride Freq. [Hz]	2.4	2.3	2.3	2.3	2.3	2.3	2.2	2.2
Avg. Stride Length [m]	6.0	7.4	7.6	7.7	7.6	7.6	7.3	7.2



- [ ] Ranking at each section and finish
- .-.- No data available at this section
- NA No data available



Horse/Jockey Name	Metal Rock
Final Rank	4
Fastest Section Time (Section)	0:10.30 (Overall)
Top Speed [km/h] (Section)	65.5 (1200m)
Race State	Finished



Aquis Park Gold Coast Poly QLD Professional

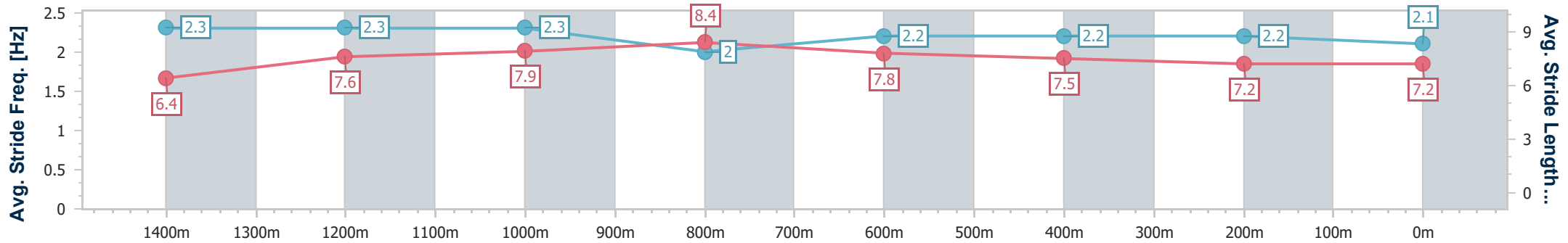
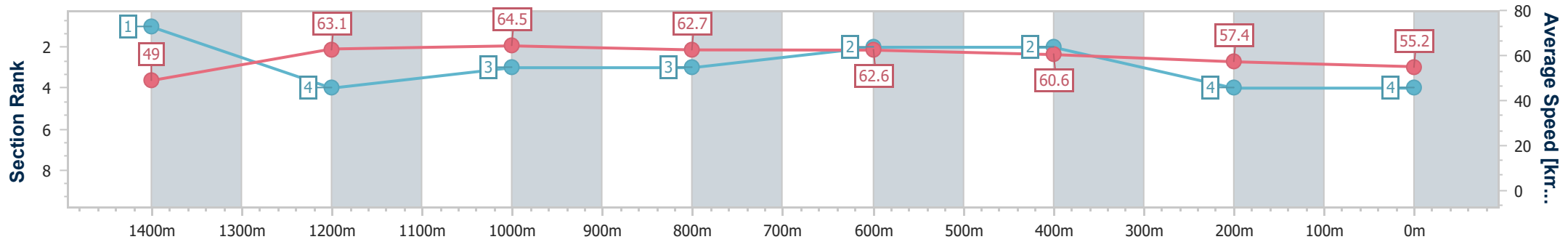
Race 4: HOMECORP Class 2 Handicap - 1540m

05 August 2023 - 14:50

Track Rating: Synthetic , Weather: Fine, Rail Position: True



Section	Overall	1400m	1200m	1000m	800m	600m	400m	200m
Section Times	1:33.83 [4] (0:10.30)	1:23.53 [1] (0:11.79)	1:11.74 [4] (0:11.16)	1:00.58 [3] (0:11.53)	0:49.05 [3] (0:11.53)	0:37.52 [2] (0:11.88)	0:25.64 [2] (0:12.56)	0:13.08 [4] (0:13.08)
Average Speed [km/h]	49.0	63.1	64.5	62.7	62.6	60.6	57.4	55.2
Top Speed [km/h]	64.3	64.3	65.5	63.8	63.2	62.6	58.4	56.8
Avg. Dist. to Rail [m]	6.3	4.4	3.6	1.6	0.8	0.3	1.2	3.4
Avg. Stride Freq. [Hz]	2.3	2.3	2.3	2.0	2.2	2.2	2.2	2.1
Avg. Stride Length [m]	6.4	7.6	7.9	8.4	7.8	7.5	7.2	7.2



- [ ] Ranking at each section and finish
- .-.- No data available at this section
- NA No data available



Horse/Jockey Name	Shalotime
Final Rank	5
Fastest Section Time (Section)	0:10.42 (Overall)
Top Speed [km/h] (Section)	64.2 (1400m)
Race State	Finished



Aquis Park Gold Coast Poly QLD Professional

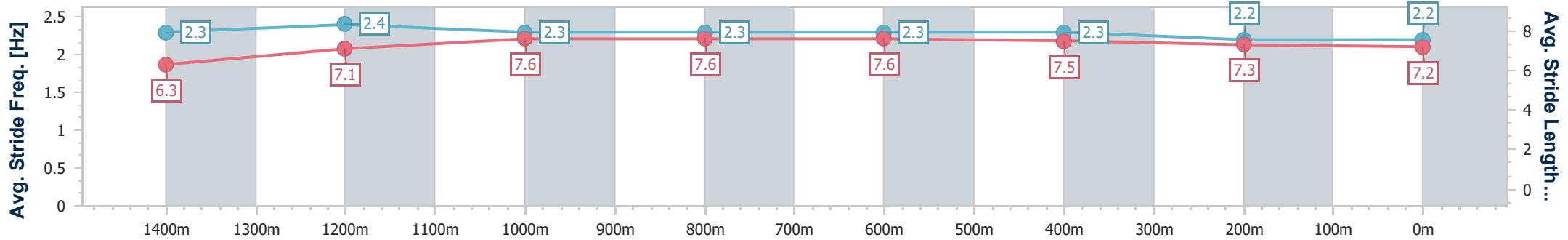
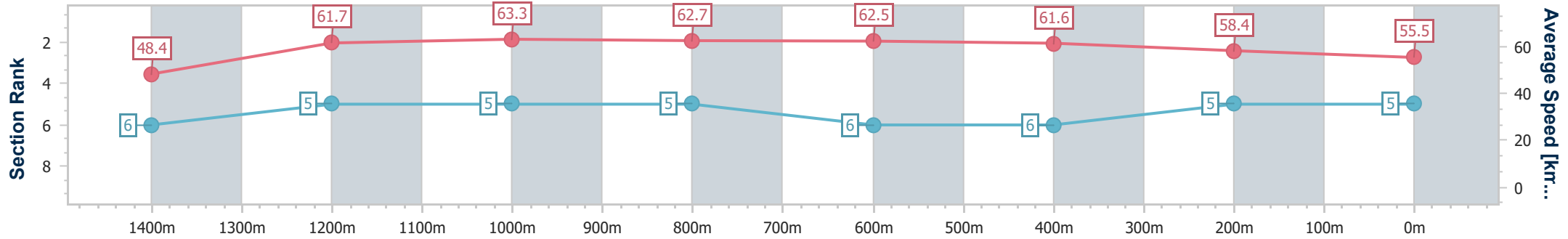
Race 4: HOMECORP Class 2 Handicap - 1540m



05 August 2023 - 14:50

Track Rating: Synthetic , Weather: Fine, Rail Position: True

Section	Overall	1400m	1200m	1000m	800m	600m	400m	200m
Section Times	1:33.86 [5] (0:10.42)	1:23.44 [6] (0:11.71)	1:11.73 [5] (0:11.36)	1:00.37 [5] (0:11.50)	0:48.87 [5] (0:11.60)	0:37.27 [6] (0:11.86)	0:25.41 [6] (0:12.43)	0:12.98 [5] (0:12.98)
Average Speed [km/h]	48.4	61.7	63.3	62.7	62.5	61.6	58.4	55.5
Top Speed [km/h]	64.2	64.2	64.0	63.6	63.5	63.7	58.8	57.9
Avg. Dist. to Rail [m]	1.2	0.5	0.3	0.2	1.5	2.9	2.9	5.0
Avg. Stride Freq. [Hz]	2.3	2.4	2.3	2.3	2.3	2.3	2.2	2.2
Avg. Stride Length [m]	6.3	7.1	7.6	7.6	7.6	7.5	7.3	7.2



- [ ] Ranking at each section and finish
- .-.- No data available at this section
- NA No data available



Horse/Jockey Name	Quiet Michael
Final Rank	6
Fastest Section Time (Section)	0:10.38 (Overall)
Top Speed [km/h] (Section)	64.6 (1400m)
Race State	Finished



Aquis Park Gold Coast Poly QLD Professional

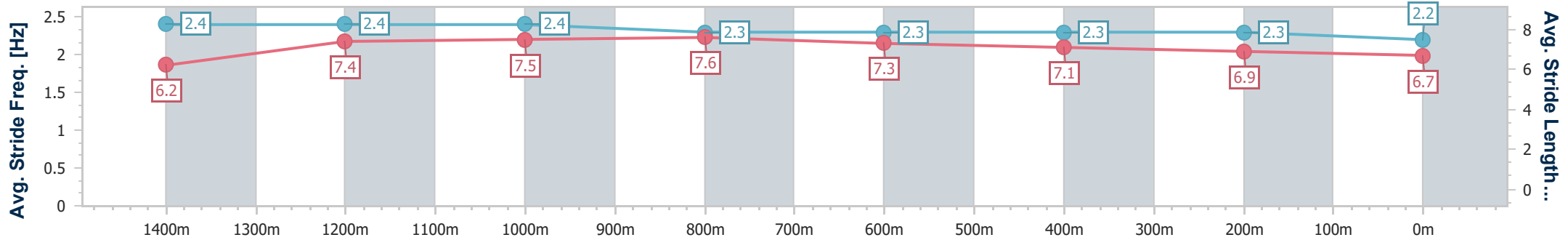
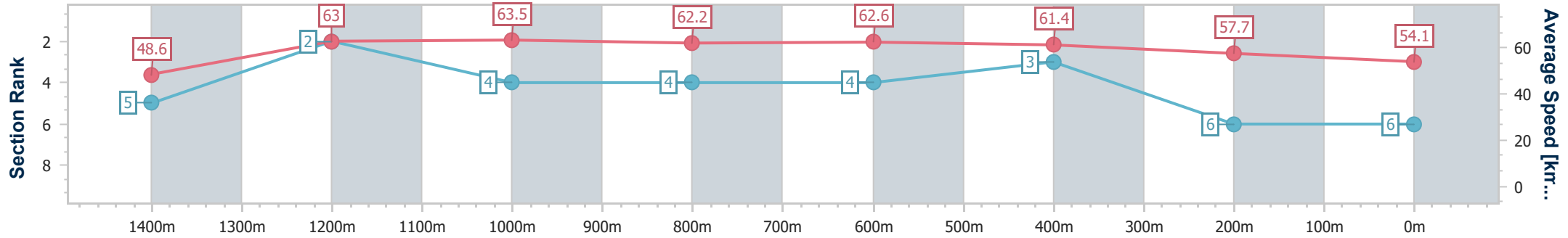
Race 4: HOMECORP Class 2 Handicap - 1540m

05 August 2023 - 14:50

Track Rating: Synthetic , Weather: Fine, Rail Position: True



Section	Overall	1400m	1200m	1000m	800m	600m	400m	200m
Section Times	1:34.25 [6] (0:10.38)	1:23.87 [5] (0:11.58)	1:12.29 [2] (0:11.37)	1:00.92 [4] (0:11.58)	0:49.34 [4] (0:11.56)	0:37.78 [4] (0:11.84)	0:25.94 [3] (0:12.59)	0:13.35 [6] (0:13.35)
Average Speed [km/h]	48.6	63.0	63.5	62.2	62.6	61.4	57.7	54.1
Top Speed [km/h]	64.4	64.6	64.1	63.6	63.1	63.2	60.0	56.2
Avg. Dist. to Rail [m]	2.0	1.9	1.9	0.8	0.9	2.1	4.2	6.4
Avg. Stride Freq. [Hz]	2.4	2.4	2.4	2.3	2.3	2.3	2.3	2.2
Avg. Stride Length [m]	6.2	7.4	7.5	7.6	7.3	7.1	6.9	6.7



- [ ] Ranking at each section and finish
- .-.- No data available at this section
- NA No data available





Horse/Jockey Name	Hardley Grey
Final Rank	7
Fastest Section Time (Section)	0:10.38 (Overall)
Top Speed [km/h] (Section)	65.9 (1200m)
Race State	Finished



Aquis Park Gold Coast Poly QLD Professional

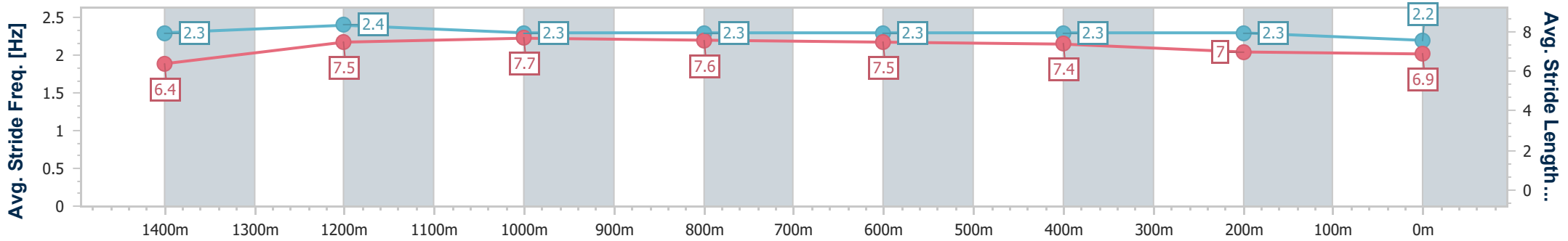
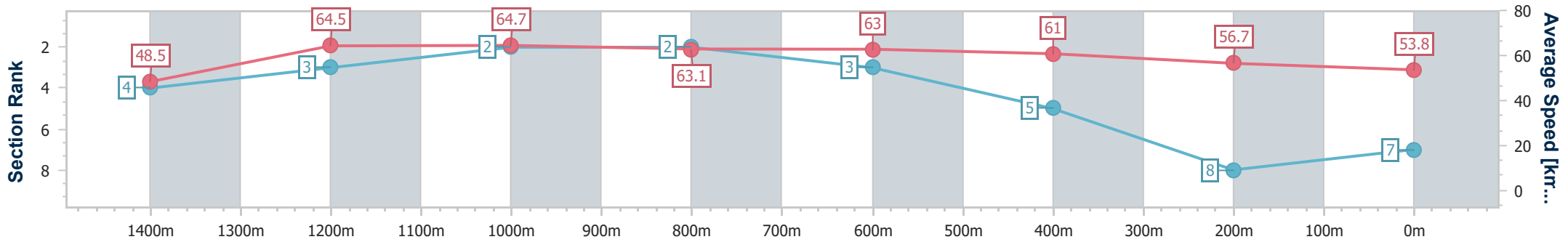
Race 4: HOMECORP Class 2 Handicap - 1540m

05 August 2023 - 14:50

Track Rating: Synthetic , Weather: Fine, Rail Position: True



Section	Overall	1400m	1200m	1000m	800m	600m	400m	200m
Section Times	1:34.59 [7] (0:10.38)	1:24.21 [4] (0:11.65)	1:12.56 [3] (0:11.13)	1:01.43 [2] (0:11.53)	0:49.90 [2] (0:11.68)	0:38.22 [3] (0:12.04)	0:26.18 [5] (0:12.79)	0:13.39 [8] (0:13.39)
Average Speed [km/h]	48.5	64.5	64.7	63.1	63.0	61.0	56.7	53.8
Top Speed [km/h]	64.2	65.3	65.9	64.1	63.6	63.0	58.8	56.0
Avg. Dist. to Rail [m]	9.6	5.6	4.2	3.6	3.9	3.9	4.4	6.7
Avg. Stride Freq. [Hz]	2.3	2.4	2.3	2.3	2.3	2.3	2.3	2.2
Avg. Stride Length [m]	6.4	7.5	7.7	7.6	7.5	7.4	7.0	6.9



- [ ] Ranking at each section and finish
- .-.-.- No data available at this section
- NA No data available



Horse/Jockey Name	Blue Tone
Final Rank	8
Fastest Section Time (Section)	0:10.67 (Overall)
Top Speed [km/h] (Section)	63.9 (1200m)
Race State	Finished



Aquis Park Gold Coast Poly QLD Professional

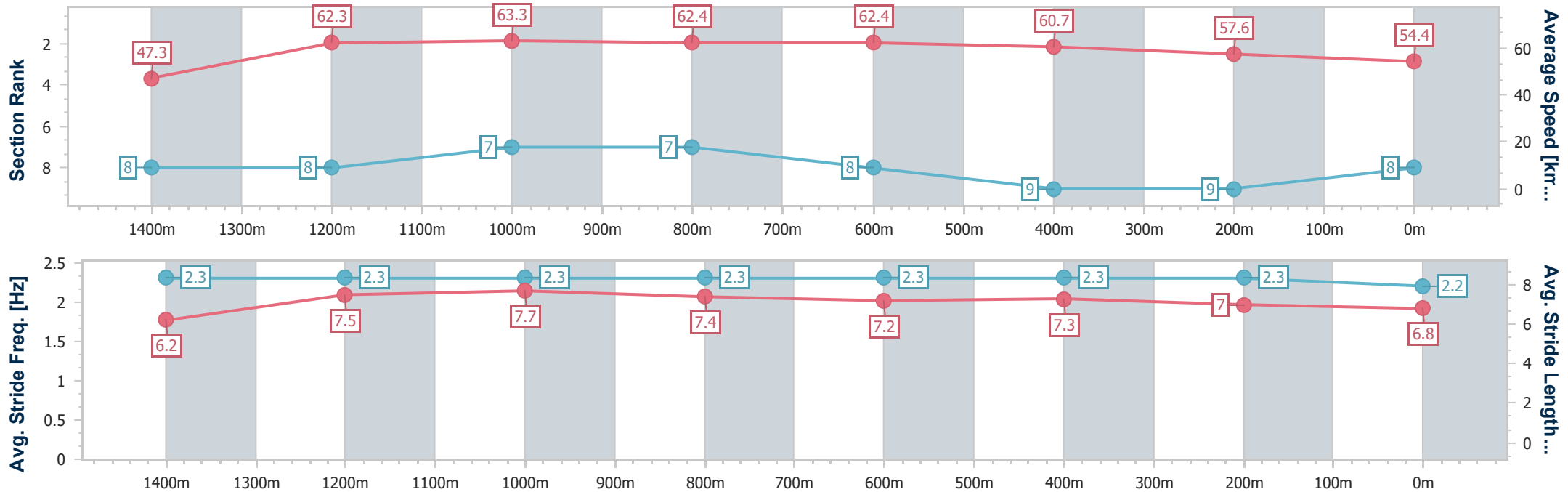
Race 4: HOMECORP Class 2 Handicap - 1540m

05 August 2023 - 14:50

Track Rating: Synthetic , Weather: Fine, Rail Position: True



Section	Overall	1400m	1200m	1000m	800m	600m	400m	200m
Section Times	1:34.82 [8] (0:10.67)	1:24.15 [8] (0:11.78)	1:12.37 [8] (0:11.38)	1:00.99 [7] (0:11.61)	0:49.38 [7] (0:11.65)	0:37.73 [8] (0:11.93)	0:25.80 [9] (0:12.54)	0:13.26 [9] (0:13.26)
Average Speed [km/h]	47.3	62.3	63.3	62.4	62.4	60.7	57.6	54.4
Top Speed [km/h]	62.3	63.2	63.9	63.3	63.0	62.9	58.6	56.4
Avg. Dist. to Rail [m]	6.6	2.5	2.1	2.0	2.0	1.6	2.3	4.8
Avg. Stride Freq. [Hz]	2.3	2.3	2.3	2.3	2.3	2.3	2.3	2.2
Avg. Stride Length [m]	6.2	7.5	7.7	7.4	7.2	7.3	7.0	6.8



- [ ] Ranking at each section and finish
- .-.- No data available at this section
- NA No data available



Horse/Jockey Name	Shotgun Diva
Final Rank	9
Fastest Section Time (Section)	0:10.33 (Overall)
Top Speed [km/h] (Section)	65.3 (1400m)
Race State	Finished



Aquis Park Gold Coast Poly QLD Professional

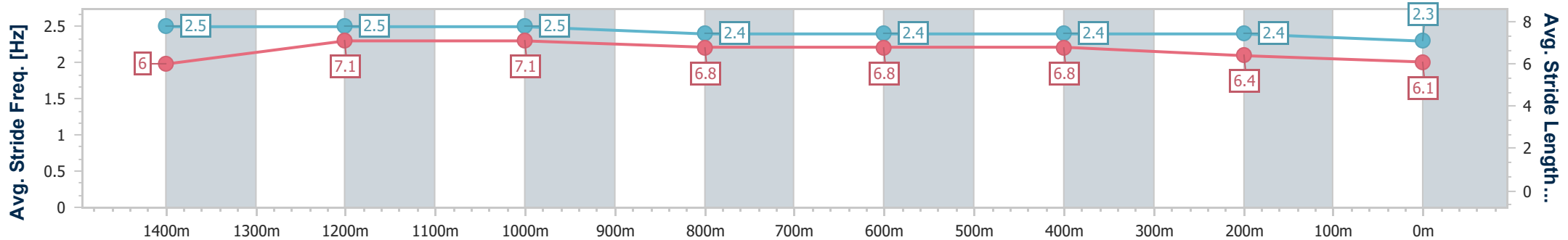
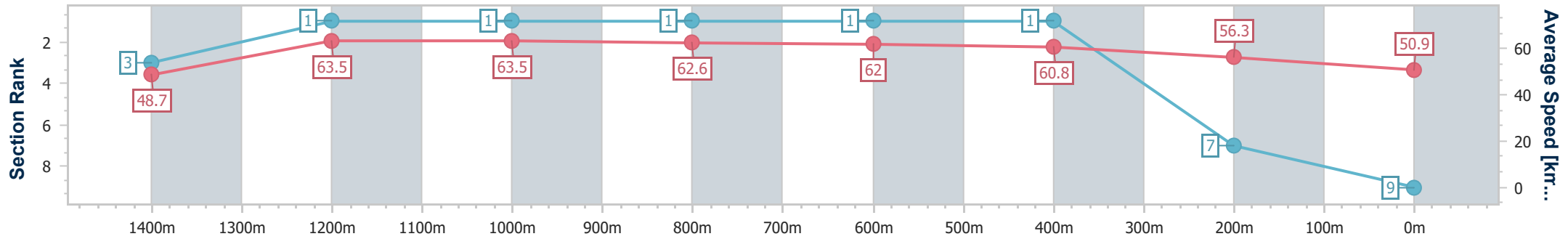
Race 4: HOMECORP Class 2 Handicap - 1540m

05 August 2023 - 14:50

Track Rating: Synthetic , Weather: Fine, Rail Position: True



Section	Overall	1400m	1200m	1000m	800m	600m	400m	200m						
Section Times	1:35.13 [9] (0:10.33)	1:24.80 [3] (0:11.45)	1:13.35 [1] (0:11.34)	1:02.01 [1] (0:11.51)	0:50.50 [1] (0:11.66)	0:38.84 [1] (0:11.87)	0:26.97 [1] (0:12.80)	0:14.17 [7] (0:14.17)						
Average Speed [km/h]	48.7	63.5	63.5	62.6	62.0	60.8	56.3	50.9						
Top Speed [km/h]	64.2	65.3	64.5	63.6	62.4	62.4	58.6	53.8						
Avg. Dist. to Rail [m]	4.2	1.0	0.6	0.4	0.5	0.6	1.1	1.0						
Avg. Stride Freq. [Hz]	2.5	2.5	2.5	2.4	2.4	2.4	2.4	2.3						
Avg. Stride Length [m]	6.0	7.1	7.1	6.8	6.8	6.8	6.4	6.1						



- [ ] Ranking at each section and finish
- .-.- No data available at this section
- NA No data available