



# Aquis Park Gold Coast Poly QLD Professional

## Race 5: CAPITOL CONCRETE BENCHMARK 55 Handicap - 1540m



05 August 2023 - 15:29

Track Rating: Synthetic , Weather: Fine, Rail Position: True

Section		Field Times												
		Overall	1400m	1200m	1000m	800m	600m	400m	Last 600m					
		1:32.68 (0:10.27)	1:22.41 (0:11.58)	1:10.83 (0:11.27)	0:59.56 (0:11.50)	0:48.06 (0:11.42)	0:36.64 (0:11.67)	0:24.97 (0:12.17)	0:36.64					
Rank	TAB	Horse/Jockey	Barrier	Top Speed [km/h]	Fastest Section									Distance Travelled [m]
1	1	AVENUE OF STARS Emily Lang	7	65.5 1400m	0:10.27 Overall	1:32.68 [1] (0:10.27)	1:22.41 [1] (0:11.58)	1:10.83 [1] (0:11.27)	0:59.56 [1] (0:11.50)	0:48.06 [1] (0:11.42)	0:36.64 [1] (0:11.67)	0:24.97 [1] (0:12.17)	0:36.64	
2	4	TAKUNAI Noel Callow	2	64.3 800m	0:10.57 Overall	1:32.80 [2] (0:10.57)	1:22.23 [6] (0:11.71)	1:10.52 [5] (0:11.38)	0:59.14 [4] (0:11.45)	0:47.69 [4] (0:11.48)	0:36.21 [3] (0:11.74)	0:24.47 [2] (0:12.01)	0:36.21	-3
3	7	LEINSTER Casey Waddell	1	64.4 600m	0:10.79 Overall	1:33.51 [3] (0:10.79)	1:22.72 [7] (0:11.84)	1:10.88 [7] (0:11.56)	0:59.32 [7] (0:11.47)	0:47.85 [7] (0:11.36)	0:36.49 [7] (0:11.65)	0:24.84 [5] (0:12.24)	0:36.49	-9
4	2	ART HEIST Michael Cahill	9	64.5 1200m	0:10.52 Overall	1:33.73 [4] (0:10.52)	1:23.21 [5] (0:11.84)	1:11.37 [6] (0:11.43)	0:59.94 [6] (0:11.52)	0:48.42 [6] (0:11.58)	0:36.84 [5] (0:11.79)	0:25.05 [6] (0:12.29)	0:36.84	+1
5	10	CLEARY ADONIS Stacey Callow	4	64.3 1000m	0:11.06 Overall	1:33.82 [5] (0:11.06)	1:22.76 [8] (0:12.03)	1:10.73 [8] (0:11.57)	0:59.16 [8] (0:11.36)	0:47.80 [8] (0:11.47)	0:36.33 [8] (0:11.67)	0:24.66 [8] (0:12.21)	0:36.33	-7
6	3	LEICA BITA FUN Wanderson D'Avila	5	64.0 1200m	0:10.39 Overall	1:34.60 [6] (0:10.39)	1:24.21 [3] (0:11.65)	1:12.56 [2] (0:11.38)	1:01.18 [2] (0:11.48)	0:49.70 [2] (0:11.56)	0:38.14 [2] (0:11.92)	0:26.22 [3] (0:12.66)	0:38.14	-11
7	8	BURGUNDY RULES Micheal Hellyer	10	64.3 1000m	0:10.52 Overall	1:35.17 [7] (0:10.52)	1:24.65 [4] (0:11.75)	1:12.90 [4] (0:11.46)	1:01.44 [5] (0:11.50)	0:49.94 [5] (0:11.76)	0:38.18 [6] (0:12.17)	0:26.01 [7] (0:12.78)	0:38.18	+2
8	5	PAGATO Jai Williams	6	64.5 800m	0:10.36 Overall	1:35.20 [8] (0:10.36)	1:24.84 [2] (0:11.72)	1:13.12 [3] (0:11.35)	1:01.77 [3] (0:11.56)	0:50.21 [3] (0:11.61)	0:38.60 [4] (0:11.87)	0:26.73 [4] (0:12.99)	0:38.60	-3

Scratched: Late Night Devil (#6), Eighth Immortal (#9)

[ ] Ranking at each section and finish  
 -:-:- No data available at this section  
 NA No data available

SCN Saddle cloth number  
 DNF Did not finish  
 DNT Did not track



# Aquis Park Gold Coast Poly QLD Professional

## Race 5: CAPITOL CONCRETE BENCHMARK 55 Handicap - 1540m



05 August 2023 - 15:29

Track Rating: Synthetic , Weather: Fine, Rail Position: True

Section				200m				Last 600m	
Field Times				0:12.80 (0:12.80)				0:36.64	
Rank	TAB	Horse/Jockey	Barrier	Top Speed [km/h]	Fastest Section	Margin			Distance Travelled [m]
1	1	<b>AVENUE OF STARS</b> Emily Lang	7	65.5 1400m	0:10.27 Overall	0:12.80 [1] (0:12.80)	1:32.68		0:36.64
2	4	<b>TAKUNAI</b> Noel Callow	2	64.3 800m	0:10.57 Overall	0:12.46 [2] (0:12.46)	0.5L		0:36.21 -3
3	7	<b>LEINSTER</b> Casey Waddell	1	64.4 600m	0:10.79 Overall	0:12.60 [3] (0:12.60)	4.5L		0:36.49 -9
4	2	<b>ART HEIST</b> Michael Cahill	9	64.5 1200m	0:10.52 Overall	0:12.76 [4] (0:12.76)	5.8L		0:36.84 +1
5	10	<b>CLEARY ADONIS</b> Stacey Callow	4	64.3 1000m	0:11.06 Overall	0:12.45 [6] (0:12.45)	6.3L		0:36.33 -7
6	3	<b>LEICA BITA FUN</b> Wanderson D'Avila	5	64.0 1200m	0:10.39 Overall	0:13.56 [5] (0:13.56)	10.8L		0:38.14 -11
7	8	<b>BURGUNDY RULES</b> Micheal Hellyer	10	64.3 1000m	0:10.52 Overall	0:13.23 [8] (0:13.23)	14.1L		0:38.18 +2
8	5	<b>PAGATO</b> Jai Williams	6	64.5 800m	0:10.36 Overall	0:13.74 [7] (0:13.74)	14.3L		0:38.60 -3

Scratched: Late Night Devil (#6), Eighth Immortal (#9)

[ ] Ranking at each section and finish  
 -:-:- No data available at this section  
 NA No data available

SCN Saddle cloth number  
 DNF Did not finish  
 DNT Did not track



Horse/Jockey Name	Avenue Of Stars
Final Rank	1
Fastest Section Time (Section)	0:10.27 (Overall)
Top Speed [km/h] (Section)	65.5 (1400m)
Race State	Finished



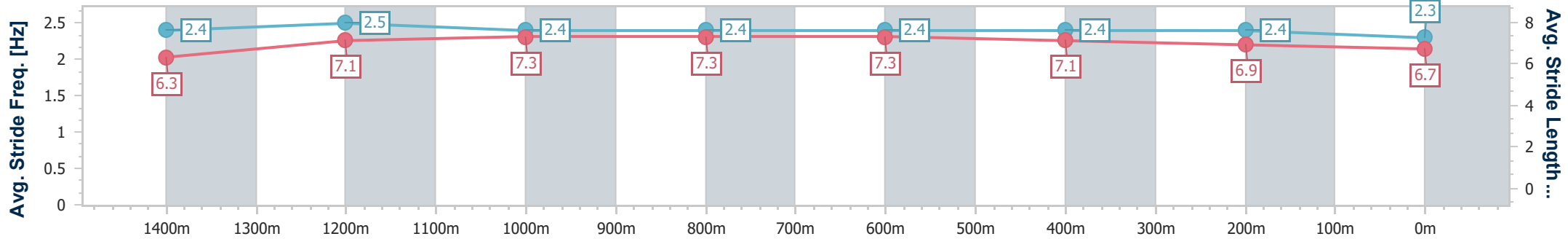
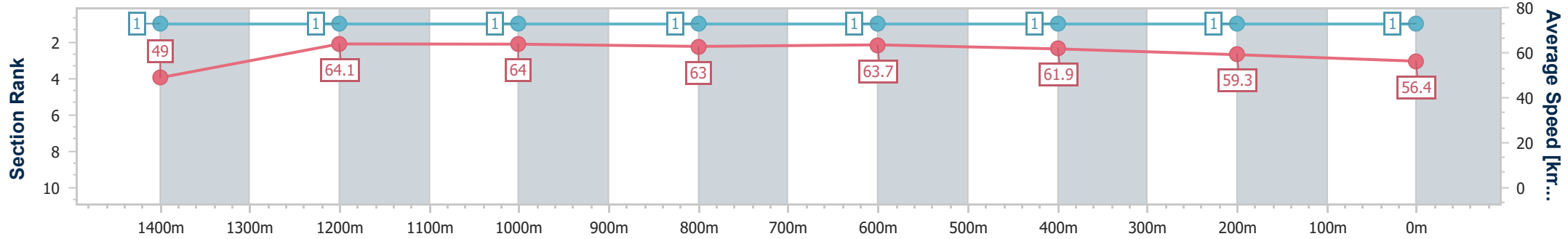
Aquis Park Gold Coast Poly QLD Professional  
Race 5: CAPITOL CONCRETE BENCHMARK 55 Handicap - 1540m



05 August 2023 - 15:29

Track Rating: Synthetic , Weather: Fine, Rail Position: True

Section	Overall	1400m	1200m	1000m	800m	600m	400m	200m
Section Times	1:32.68 [1] (0:10.27)	1:22.41 [1] (0:11.58)	1:10.83 [1] (0:11.27)	0:59.56 [1] (0:11.50)	0:48.06 [1] (0:11.42)	0:36.64 [1] (0:11.67)	0:24.97 [1] (0:12.17)	0:12.80 [1] (0:12.80)
Average Speed [km/h]	49.0	64.1	64.0	63.0	63.7	61.9	59.3	56.4
Top Speed [km/h]	63.6	65.5	65.0	64.0	64.4	63.7	60.7	57.8
Avg. Dist. to Rail [m]	6.4	4.0	3.3	2.2	1.8	1.1	0.9	1.7
Avg. Stride Freq. [Hz]	2.4	2.5	2.4	2.4	2.4	2.4	2.4	2.3
Avg. Stride Length [m]	6.3	7.1	7.3	7.3	7.3	7.1	6.9	6.7



- [ ] Ranking at each section and finish
- .-.- No data available at this section
- NA No data available



Horse/Jockey Name	Takunai
Final Rank	2
Fastest Section Time (Section)	0:10.57 (Overall)
Top Speed [km/h] (Section)	64.3 (800m)
Race State	Finished



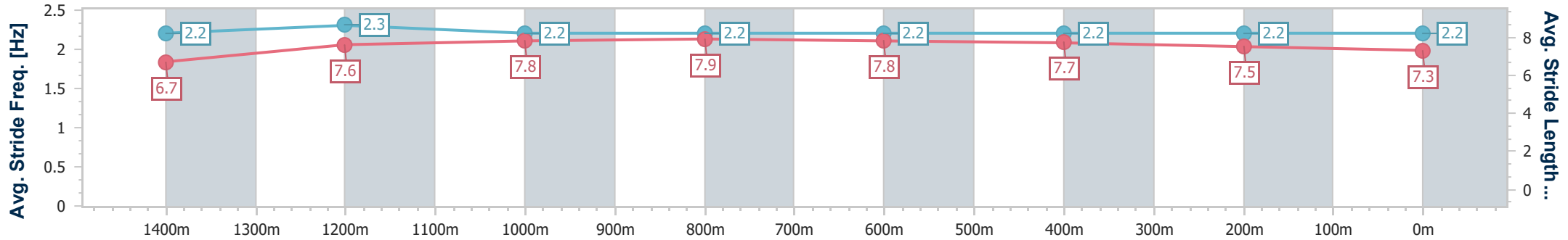
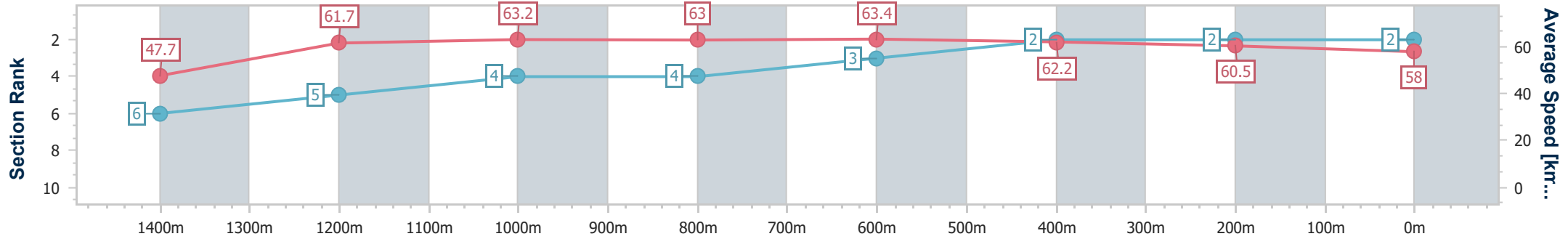
Aquis Park Gold Coast Poly QLD Professional  
Race 5: CAPITOL CONCRETE BENCHMARK 55 Handicap - 1540m



05 August 2023 - 15:29

Track Rating: Synthetic , Weather: Fine, Rail Position: True

Section	Overall	1400m	1200m	1000m	800m	600m	400m	200m
Section Times	1:32.80 [2] (0:10.57)	1:22.23 [6] (0:11.71)	1:10.52 [5] (0:11.38)	0:59.14 [4] (0:11.45)	0:47.69 [4] (0:11.48)	0:36.21 [3] (0:11.74)	0:24.47 [2] (0:12.01)	0:12.46 [2] (0:12.46)
Average Speed [km/h]	47.7	61.7	63.2	63.0	63.4	62.2	60.5	58.0
Top Speed [km/h]	60.7	63.0	64.0	63.3	64.3	63.5	61.1	59.9
Avg. Dist. to Rail [m]	2.5	0.6	1.5	0.9	1.9	3.0	4.3	6.2
Avg. Stride Freq. [Hz]	2.2	2.3	2.2	2.2	2.2	2.2	2.2	2.2
Avg. Stride Length [m]	6.7	7.6	7.8	7.9	7.8	7.7	7.5	7.3



- [ ] Ranking at each section and finish
- .-.- No data available at this section
- NA No data available



Horse/Jockey Name	Leinster
Final Rank	3
Fastest Section Time (Section)	0:10.79 (Overall)
Top Speed [km/h] (Section)	64.4 (600m)
Race State	Finished



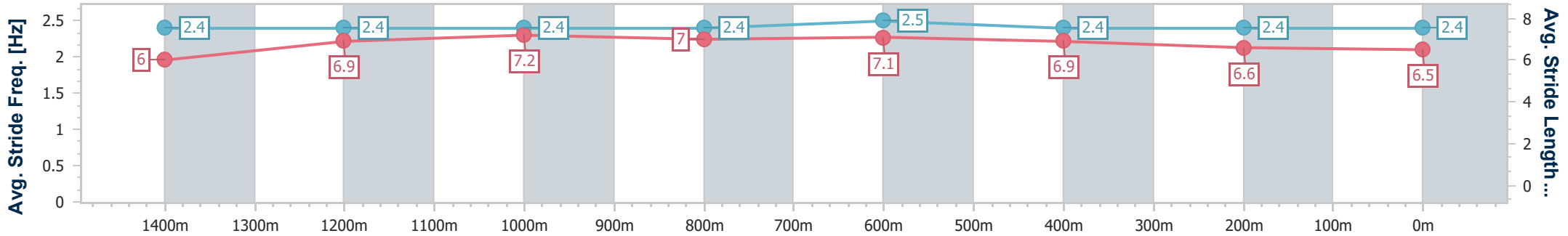
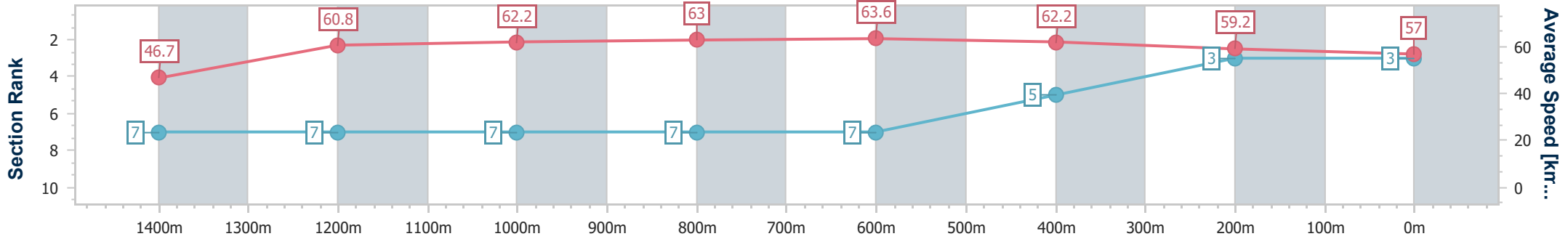
Aquis Park Gold Coast Poly QLD Professional  
Race 5: CAPITOL CONCRETE BENCHMARK 55 Handicap - 1540m



05 August 2023 - 15:29

Track Rating: Synthetic , Weather: Fine, Rail Position: True

Section	Overall	1400m	1200m	1000m	800m	600m	400m	200m
Section Times	1:33.51 [3] (0:10.79)	1:22.72 [7] (0:11.84)	1:10.88 [7] (0:11.56)	0:59.32 [7] (0:11.47)	0:47.85 [7] (0:11.36)	0:36.49 [7] (0:11.65)	0:24.84 [5] (0:12.24)	0:12.60 [3] (0:12.60)
Average Speed [km/h]	46.7	60.8	62.2	63.0	63.6	62.2	59.2	57.0
Top Speed [km/h]	58.8	62.2	63.5	63.6	64.4	64.4	60.2	58.3
Avg. Dist. to Rail [m]	1.5	0.4	0.4	1.0	1.1	1.5	3.7	5.5
Avg. Stride Freq. [Hz]	2.4	2.4	2.4	2.4	2.5	2.4	2.4	2.4
Avg. Stride Length [m]	6.0	6.9	7.2	7.0	7.1	6.9	6.6	6.5



- [ ] Ranking at each section and finish
- .-.- No data available at this section
- NA No data available



Horse/Jockey Name	Art Heist
Final Rank	4
Fastest Section Time (Section)	0:10.52 (Overall)
Top Speed [km/h] (Section)	64.5 (1200m)
Race State	Finished



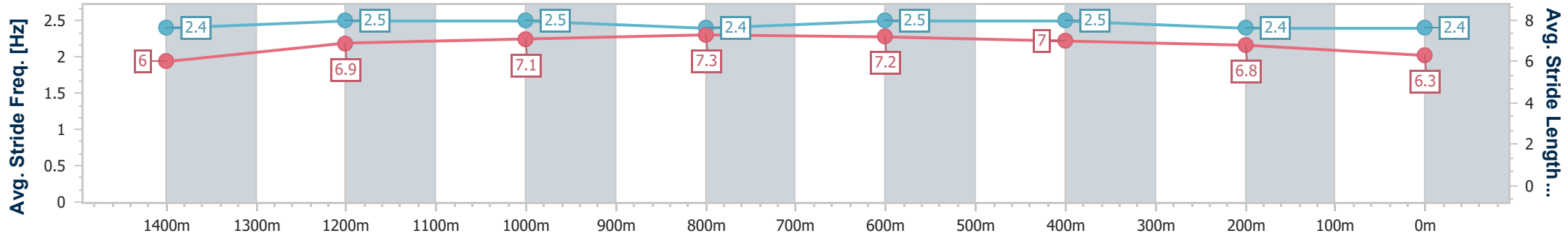
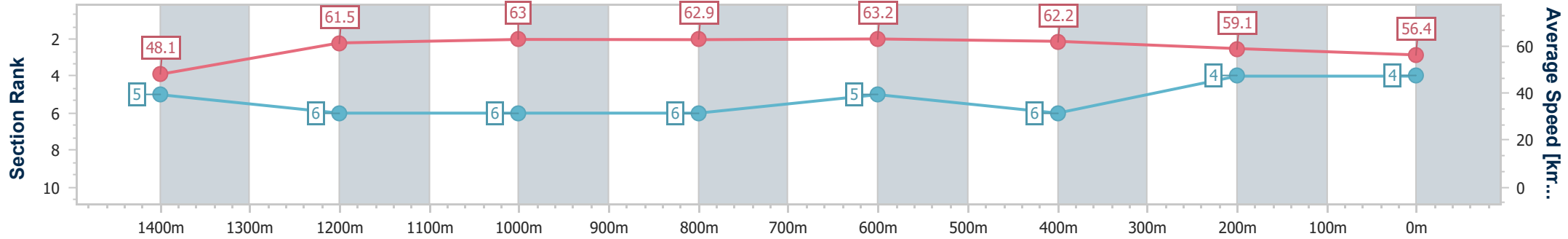
Aquis Park Gold Coast Poly QLD Professional  
 Race 5: CAPITOL CONCRETE BENCHMARK 55 Handicap - 1540m



05 August 2023 - 15:29

Track Rating: Synthetic , Weather: Fine, Rail Position: True

Section	Overall	1400m	1200m	1000m	800m	600m	400m	200m
Section Times	1:33.73 [4] (0:10.52)	1:23.21 [5] (0:11.84)	1:11.37 [6] (0:11.43)	0:59.94 [6] (0:11.52)	0:48.42 [6] (0:11.58)	0:36.84 [5] (0:11.79)	0:25.05 [6] (0:12.29)	0:12.76 [4] (0:12.76)
Average Speed [km/h]	48.1	61.5	63.0	62.9	63.2	62.2	59.1	56.4
Top Speed [km/h]	61.9	62.6	64.5	63.8	64.0	64.1	60.7	59.9
Avg. Dist. to Rail [m]	7.2	1.5	2.2	2.3	3.3	3.6	4.6	6.9
Avg. Stride Freq. [Hz]	2.4	2.5	2.5	2.4	2.5	2.5	2.4	2.4
Avg. Stride Length [m]	6.0	6.9	7.1	7.3	7.2	7.0	6.8	6.3



- [ ] Ranking at each section and finish
- .-.- No data available at this section
- NA No data available



Horse/Jockey Name	Cleary Adonis
Final Rank	5
Fastest Section Time (Section)	0:11.06 (Overall)
Top Speed [km/h] (Section)	64.3 (1000m)
Race State	Finished



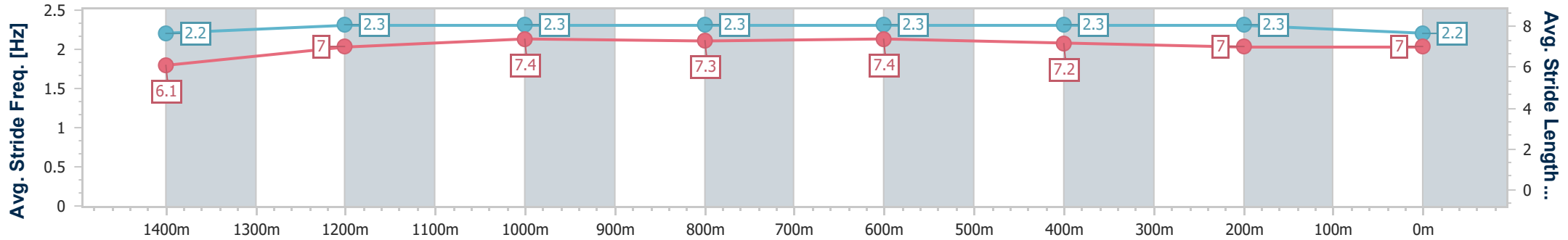
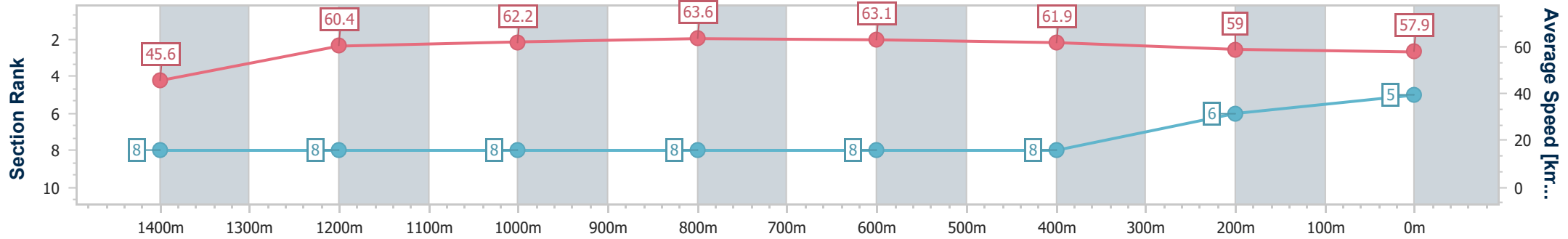
Aquis Park Gold Coast Poly QLD Professional  
 Race 5: CAPITOL CONCRETE BENCHMARK 55 Handicap - 1540m



05 August 2023 - 15:29

Track Rating: Synthetic , Weather: Fine, Rail Position: True

Section	Overall	1400m	1200m	1000m	800m	600m	400m	200m
Section Times	1:33.82 [5] (0:11.06)	1:22.76 [8] (0:12.03)	1:10.73 [8] (0:11.57)	0:59.16 [8] (0:11.36)	0:47.80 [8] (0:11.47)	0:36.33 [8] (0:11.67)	0:24.66 [8] (0:12.21)	0:12.45 [6] (0:12.45)
Average Speed [km/h]	45.6	60.4	62.2	63.6	63.1	61.9	59.0	57.9
Top Speed [km/h]	59.3	62.3	63.6	64.3	64.1	64.2	59.9	58.8
Avg. Dist. to Rail [m]	3.5	1.1	1.4	1.7	1.0	0.5	1.1	2.5
Avg. Stride Freq. [Hz]	2.2	2.3	2.3	2.3	2.3	2.3	2.3	2.2
Avg. Stride Length [m]	6.1	7.0	7.4	7.3	7.4	7.2	7.0	7.0



- [ ] Ranking at each section and finish
- .-.- No data available at this section
- NA No data available



Horse/Jockey Name	Leica Bita Fun
Final Rank	6
Fastest Section Time (Section)	0:10.39 (Overall)
Top Speed [km/h] (Section)	64.0 (1200m)
Race State	Finished



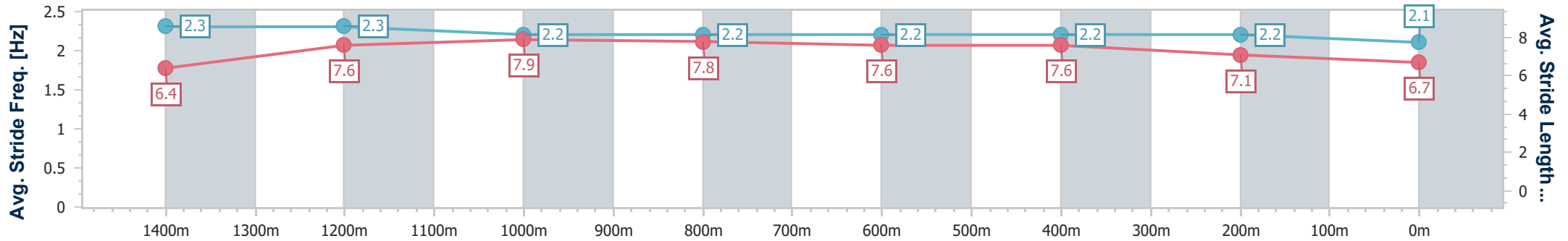
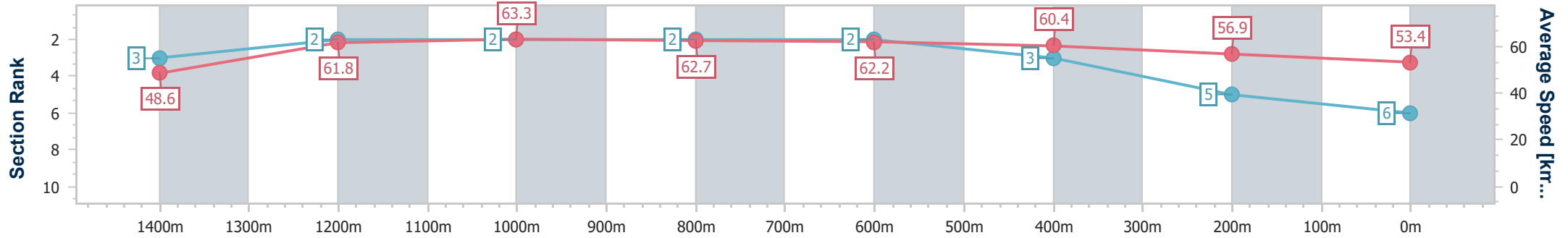
Aquis Park Gold Coast Poly QLD Professional  
 Race 5: CAPITOL CONCRETE BENCHMARK 55 Handicap - 1540m



05 August 2023 - 15:29

Track Rating: Synthetic , Weather: Fine, Rail Position: True

Section	Overall	1400m	1200m	1000m	800m	600m	400m	200m
Section Times	1:34.60 [6] (0:10.39)	1:24.21 [3] (0:11.65)	1:12.56 [2] (0:11.38)	1:01.18 [2] (0:11.48)	0:49.70 [2] (0:11.56)	0:38.14 [2] (0:11.92)	0:26.22 [3] (0:12.66)	0:13.56 [5] (0:13.56)
Average Speed [km/h]	48.6	61.8	63.3	62.7	62.2	60.4	56.9	53.4
Top Speed [km/h]	62.0	62.8	64.0	63.4	62.7	62.1	58.3	55.3
Avg. Dist. to Rail [m]	4.3	0.5	0.3	0.2	0.3	0.3	0.8	1.0
Avg. Stride Freq. [Hz]	2.3	2.3	2.2	2.2	2.2	2.2	2.2	2.1
Avg. Stride Length [m]	6.4	7.6	7.9	7.8	7.6	7.6	7.1	6.7



- [ ] Ranking at each section and finish
- .-.- No data available at this section
- NA No data available





Horse/Jockey Name	Burgundy Rules
Final Rank	7
Fastest Section Time (Section)	0:10.52 (Overall)
Top Speed [km/h] (Section)	64.3 (1000m)
Race State	Finished



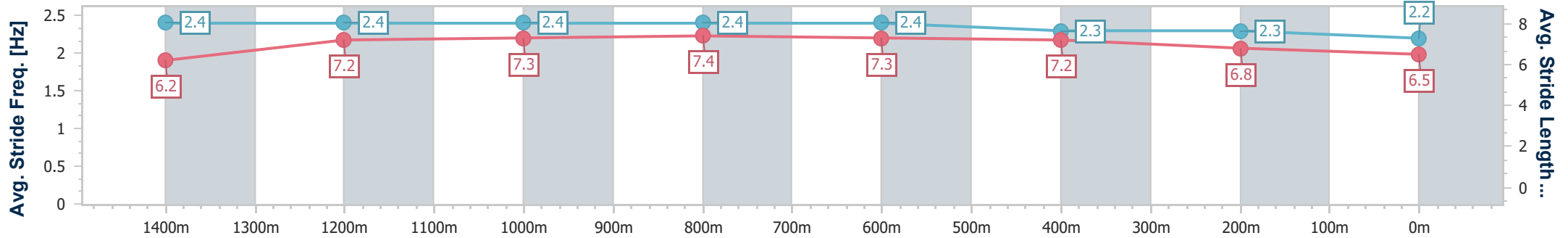
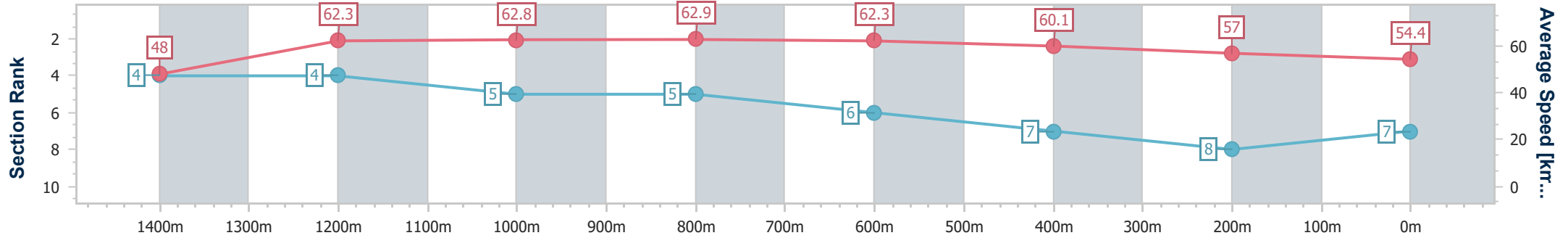
Aquis Park Gold Coast Poly QLD Professional  
Race 5: CAPITOL CONCRETE BENCHMARK 55 Handicap - 1540m



05 August 2023 - 15:29

Track Rating: Synthetic , Weather: Fine, Rail Position: True

Section	Overall	1400m	1200m	1000m	800m	600m	400m	200m
Section Times	1:35.17 [7] (0:10.52)	1:24.65 [4] (0:11.75)	1:12.90 [4] (0:11.46)	1:01.44 [5] (0:11.50)	0:49.94 [5] (0:11.76)	0:38.18 [6] (0:12.17)	0:26.01 [7] (0:12.78)	0:13.23 [8] (0:13.23)
Average Speed [km/h]	48.0	62.3	62.8	62.9	62.3	60.1	57.0	54.4
Top Speed [km/h]	60.8	63.6	64.2	64.3	63.9	62.9	59.1	55.9
Avg. Dist. to Rail [m]	8.2	2.1	1.8	1.8	3.1	3.7	5.3	6.0
Avg. Stride Freq. [Hz]	2.4	2.4	2.4	2.4	2.4	2.3	2.3	2.2
Avg. Stride Length [m]	6.2	7.2	7.3	7.4	7.3	7.2	6.8	6.5



- [ ] Ranking at each section and finish
- .-.- No data available at this section
- NA No data available



Horse/Jockey Name	Pagato
Final Rank	8
Fastest Section Time (Section)	0:10.36 (Overall)
Top Speed [km/h] (Section)	64.5 (800m)
Race State	Finished



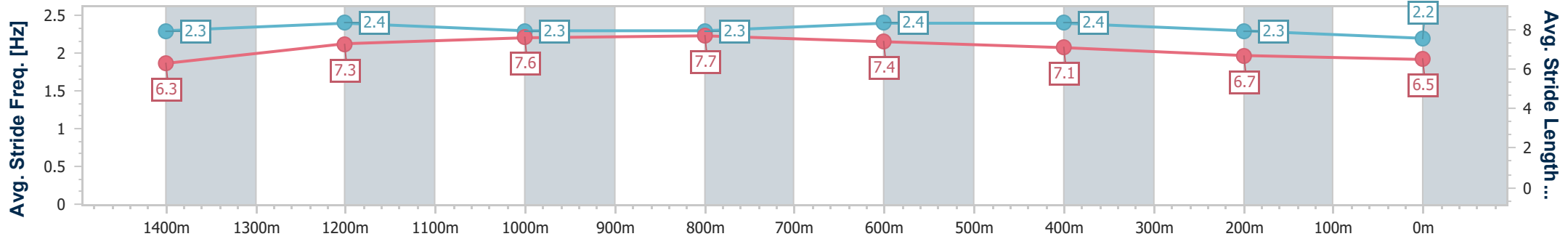
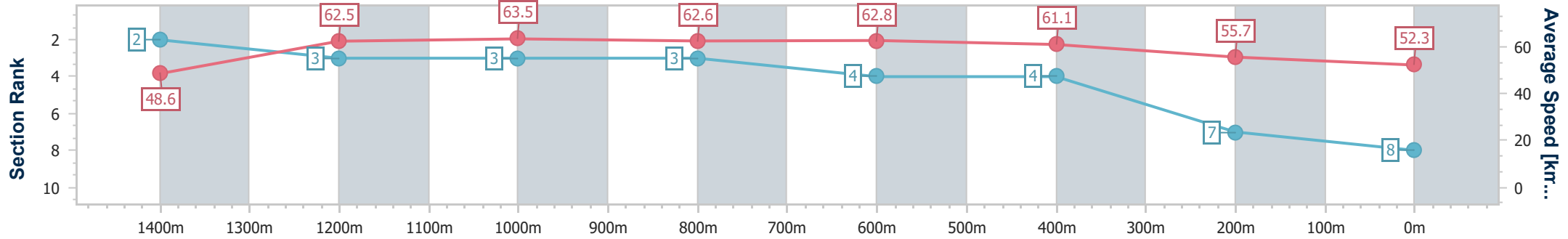
Aquis Park Gold Coast Poly QLD Professional  
Race 5: CAPITOL CONCRETE BENCHMARK 55 Handicap - 1540m



05 August 2023 - 15:29

Track Rating: Synthetic , Weather: Fine, Rail Position: True

Section	Overall	1400m	1200m	1000m	800m	600m	400m	200m
Section Times	1:35.20 [8] (0:10.36)	1:24.84 [2] (0:11.72)	1:13.12 [3] (0:11.35)	1:01.77 [3] (0:11.56)	0:50.21 [3] (0:11.61)	0:38.60 [4] (0:11.87)	0:26.73 [4] (0:12.99)	0:13.74 [7] (0:13.74)
Average Speed [km/h]	48.6	62.5	63.5	62.6	62.8	61.1	55.7	52.3
Top Speed [km/h]	62.4	64.0	64.2	63.3	64.5	63.9	59.0	53.5
Avg. Dist. to Rail [m]	5.8	2.2	2.7	1.9	2.0	1.7	2.9	4.2
Avg. Stride Freq. [Hz]	2.3	2.4	2.3	2.3	2.4	2.4	2.3	2.2
Avg. Stride Length [m]	6.3	7.3	7.6	7.7	7.4	7.1	6.7	6.5



- [ ] Ranking at each section and finish
- .-.- No data available at this section
- NA No data available