



Eagle Farm QLD Professional
Race 4: COUNTRY MUSIC RACEDAY 9 SEPTEMBER BENCHMARK 85
Handicap - 1000m
05 August 2023 - 13:23



BRISBANE
RACING CLUB

Track Rating: Soft 5, Weather: Fine, Rail Position: +5m Entire Course

Section										Last 600m		
Field Times		Overall	800m	600m	400m	200m						
		0:57.70 (0:12.96)	0:44.74 (0:10.67)	0:34.07 (0:11.17)	0:22.90 (0:10.90)	0:12.00 (0:12.00)						0:34.07
Rank	TAB Horse/Jockey	Barrier	Top Speed [km/h]	Fastest Section	Overall	800m	600m	400m	200m	Margin	Distance Travelled [m]	
1	2 DALAVIN Martin Harley	2	69.3 800m	0:10.64 800m	0:57.70 [1] (0:13.77)	0:43.93 [7] (0:10.64)	0:33.29 [7] (0:10.86)	0:22.43 [7] (0:10.96)	0:11.47 [7] (0:11.47)	0:57.70	0:33.29	
2	6 HOLD ON HONEY Cejay Graham	7	70.3 Overall	0:10.81 800m	0:57.82 [2] (0:13.00)	0:44.82 [2] (0:10.81)	0:34.01 [2] (0:10.99)	0:23.02 [1] (0:10.90)	0:12.12 [1] (0:12.12)	0.68L	0:34.01 +3	
3	8 JEMELDI Kyle Wilson-Taylor	3	69.0 800m	0:10.73 400m	0:57.87 [3] (0:13.53)	0:44.34 [5] (0:10.84)	0:33.50 [5] (0:10.91)	0:22.59 [8] (0:10.73)	0:11.86 [2] (0:11.86)	0.99L	0:33.50 +1	
4	10 MUSCHIALLI Ben Thompson	10	69.8 600m	0:10.61 800m	0:57.90 [4] (0:14.01)	0:43.89 [9] (0:10.61)	0:33.28 [8] (0:10.64)	0:22.64 [6] (0:10.81)	0:11.83 [3] (0:11.83)	1.12L	0:33.28 +2	
5	4 SHAMROCK LU James Orman	1	70.2 800m	0:10.65 800m	0:58.23 [5] (0:13.46)	0:44.77 [4] (0:10.65)	0:34.12 [4] (0:10.99)	0:23.13 [4] (0:10.97)	0:12.16 [5] (0:12.16)	3.11L	0:34.12 +1	
6	7 KASINOVA KID Damien Thornton	6	69.0 400m	0:10.67 800m	0:58.31 [6] (0:13.71)	0:44.60 [6] (0:10.67)	0:33.93 [6] (0:10.87)	0:23.06 [5] (0:10.82)	0:12.24 [6] (0:12.24)	3.57L	0:33.93 +1	
7	3 DITMAS Andrew Mallyon	8	68.6 400m	0:10.78 800m	0:58.43 [7] (0:13.93)	0:44.50 [8] (0:10.78)	0:33.72 [9] (0:10.95)	0:22.77 [9] (0:10.81)	0:11.96 [9] (0:11.96)	4.3L	0:33.72 +1	
8	9 KAT CHINNA Mark Du Plessis	4	69.2 800m	0:10.71 800m	0:58.49 [8] (0:13.32)	0:45.17 [3] (0:10.71)	0:34.46 [3] (0:10.95)	0:23.51 [3] (0:11.09)	0:12.42 [3] (0:12.42)	4.63L	0:34.46 +1	
9	5 BEL ACADEMY Raymond Spokes	5	68.0 800m	0:10.67 800m	0:59.65 [9] (0:12.96)	0:46.69 [1] (0:10.67)	0:36.02 [1] (0:11.20)	0:24.82 [2] (0:11.41)	0:13.41 [8] (0:13.41)	11.46L	0:36.02 +0	

Scratched: Superare (#1)

[] Ranking at each section and finish
 -:-:- No data available at this section
 NA No data available

SCN Saddle cloth number
 DNF Did not finish
 DNT Did not track



Horse/Jockey Name	Dalavin
Final Rank	1
Fastest Section Time (Section)	0:10.64 (800m)
Top Speed [km/h] (Section)	69.3 (800m)
Race State	Finished

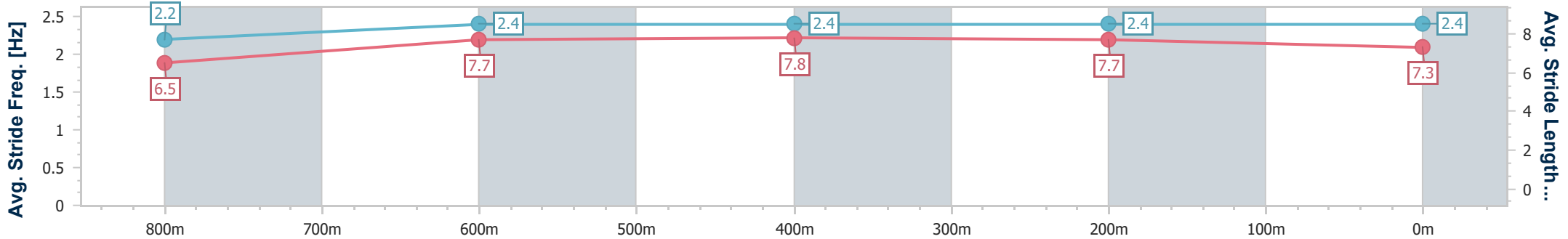
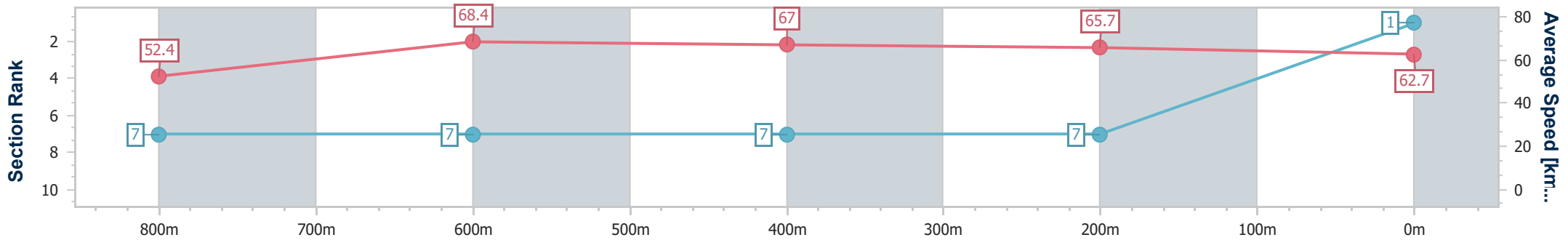


Eagle Farm QLD Professional
 Race 4: COUNTRY MUSIC RACEDAY 9 SEPTEMBER
 BENCHMARK 85 Handicap - 1000m
 05 August 2023 - 13:23
 Track Rating: Soft 5, Weather: Fine, Rail Position: +5m Entire Course



BRISBANE
 RACING CLUB

Section	Overall	800m	600m	400m	200m
Section Times	0:57.70 [1] (0:13.77)	0:43.93 [7] (0:10.64)	0:33.29 [7] (0:10.86)	0:22.43 [7] (0:10.96)	0:11.47 [7] (0:11.47)
Average Speed [km/h]	52.4	68.4	67.0	65.7	62.7
Top Speed [km/h]	67.6	69.3	68.2	67.9	65.3
Avg. Dist. to Rail [m]	1.6	2.7	1.9	4.1	3.1
Avg. Stride Freq. [Hz]	2.2	2.4	2.4	2.4	2.4
Avg. Stride Length [m]	6.5	7.7	7.8	7.7	7.3



- [] Ranking at each section and finish
- .-.- No data available at this section
- NA No data available



Horse/Jockey Name	Hold On Honey
Final Rank	2
Fastest Section Time (Section)	0:10.81 (800m)
Top Speed [km/h] (Section)	70.3 (Overall)
Race State	Finished

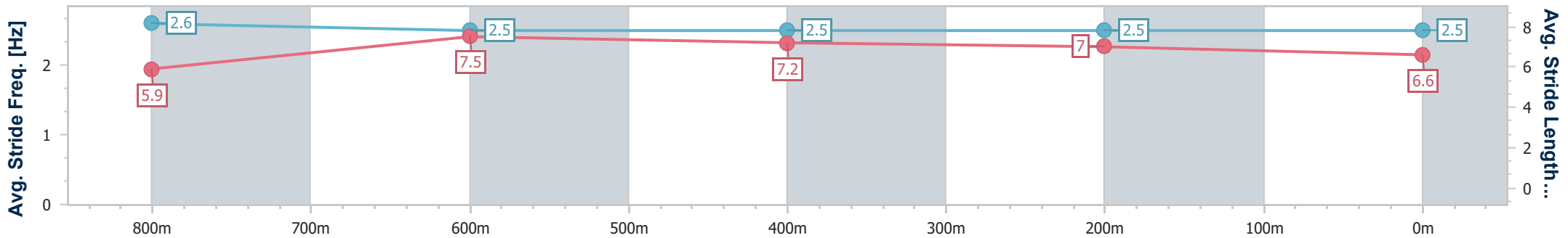
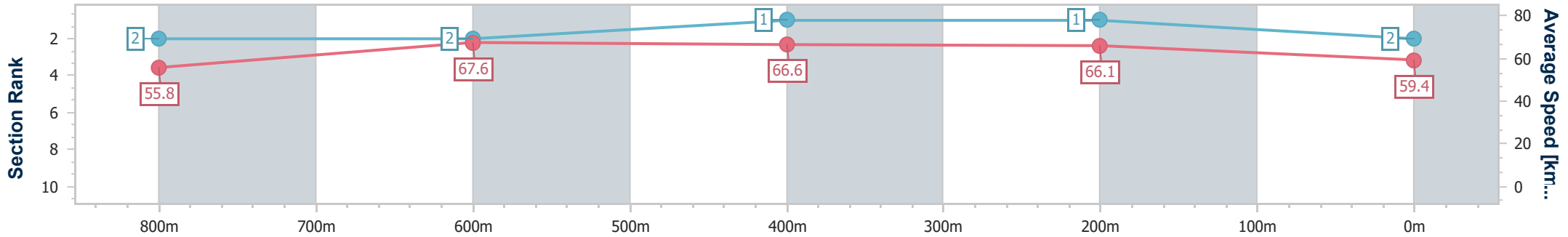


Eagle Farm QLD Professional
 Race 4: COUNTRY MUSIC RACEDAY 9 SEPTEMBER
 BENCHMARK 85 Handicap - 1000m
 05 August 2023 - 13:23
 Track Rating: Soft 5, Weather: Fine, Rail Position: +5m Entire Course



BRISBANE
 RACING CLUB

Section	Overall	800m	600m	400m	200m
Section Times	0:57.82 [2] (0:13.00)	0:44.82 [2] (0:10.81)	0:34.01 [2] (0:10.99)	0:23.02 [1] (0:10.90)	0:12.12 [1] (0:12.12)
Average Speed [km/h]	55.8	67.6	66.6	66.1	59.4
Top Speed [km/h]	70.3	69.6	68.1	68.5	63.4
Avg. Dist. to Rail [m]	3.5	3.4	3.4	6.2	5.6
Avg. Stride Freq. [Hz]	2.6	2.5	2.5	2.5	2.5
Avg. Stride Length [m]	5.9	7.5	7.2	7.0	6.6



- [] Ranking at each section and finish
- .-.- No data available at this section
- NA No data available



Horse/Jockey Name	Jemeldi
Final Rank	3
Fastest Section Time (Section)	0:10.73 (400m)
Top Speed [km/h] (Section)	69.0 (800m)
Race State	Finished

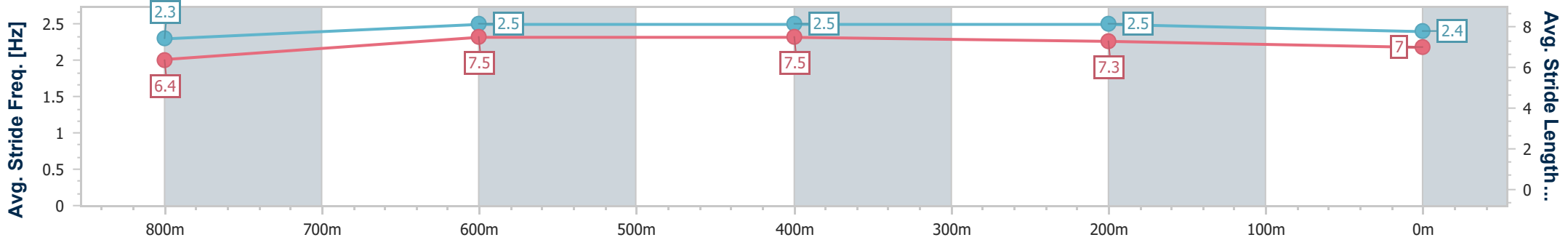
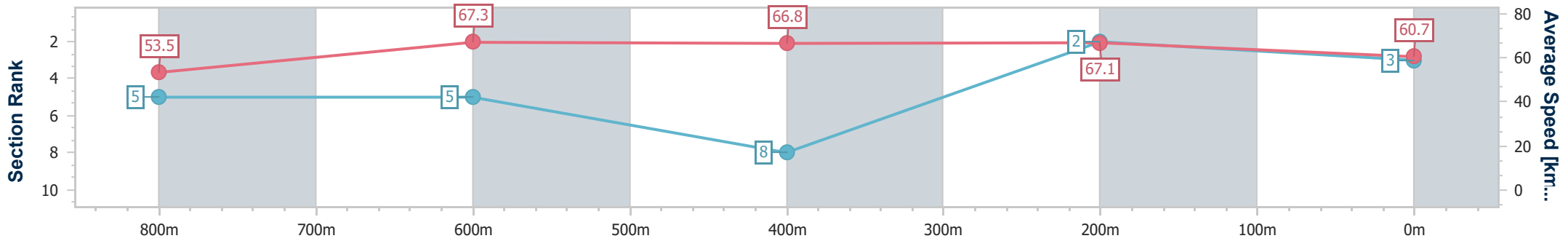


Eagle Farm QLD Professional
 Race 4: COUNTRY MUSIC RACEDAY 9 SEPTEMBER
 BENCHMARK 85 Handicap - 1000m
 05 August 2023 - 13:23
 Track Rating: Soft 5, Weather: Fine, Rail Position: +5m Entire Course



BRISBANE
 RACING CLUB

Section	Overall	800m	600m	400m	200m
Section Times	0:57.87 [3] (0:13.53)	0:44.34 [5] (0:10.84)	0:33.50 [5] (0:10.91)	0:22.59 [8] (0:10.73)	0:11.86 [2] (0:11.86)
Average Speed [km/h]	53.5	67.3	66.8	67.1	60.7
Top Speed [km/h]	68.7	69.0	67.8	67.7	65.2
Avg. Dist. to Rail [m]	1.7	2.7	2.6	6.7	7.2
Avg. Stride Freq. [Hz]	2.3	2.5	2.5	2.5	2.4
Avg. Stride Length [m]	6.4	7.5	7.5	7.3	7.0



- [] Ranking at each section and finish
- .-.- No data available at this section
- NA No data available



Horse/Jockey Name	Muschialli
Final Rank	4
Fastest Section Time (Section)	0:10.61 (800m)
Top Speed [km/h] (Section)	69.8 (600m)
Race State	Finished

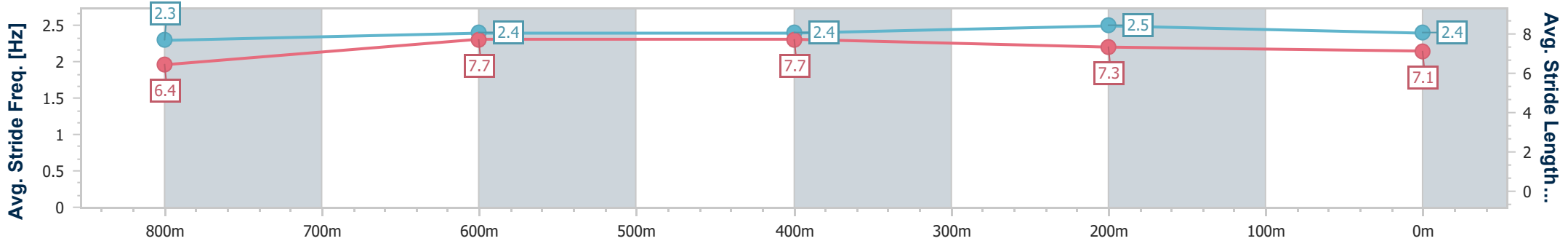
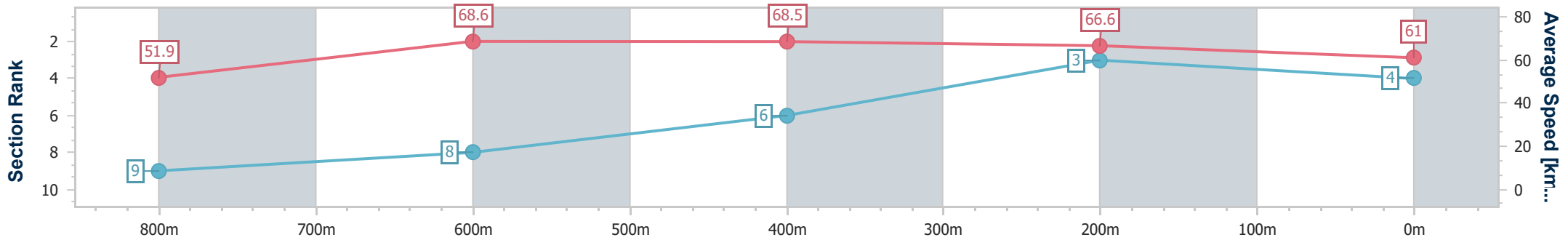


Eagle Farm QLD Professional
 Race 4: COUNTRY MUSIC RACEDAY 9 SEPTEMBER
 BENCHMARK 85 Handicap - 1000m
 05 August 2023 - 13:23
 Track Rating: Soft 5, Weather: Fine, Rail Position: +5m Entire Course



BRISBANE
 RACING CLUB

Section	Overall	800m	600m	400m	200m
Section Times	0:57.90 [4] (0:14.01)	0:43.89 [9] (0:10.61)	0:33.28 [8] (0:10.64)	0:22.64 [6] (0:10.81)	0:11.83 [3] (0:11.83)
Average Speed [km/h]	51.9	68.6	68.5	66.6	61.0
Top Speed [km/h]	66.3	69.5	69.8	68.4	64.5
Avg. Dist. to Rail [m]	5.9	2.4	2.9	9.7	8.9
Avg. Stride Freq. [Hz]	2.3	2.4	2.4	2.5	2.4
Avg. Stride Length [m]	6.4	7.7	7.7	7.3	7.1



- [] Ranking at each section and finish
- .-.- No data available at this section
- NA No data available



Horse/Jockey Name	Shamrock Lu
Final Rank	5
Fastest Section Time (Section)	0:10.65 (800m)
Top Speed [km/h] (Section)	70.2 (800m)
Race State	Finished

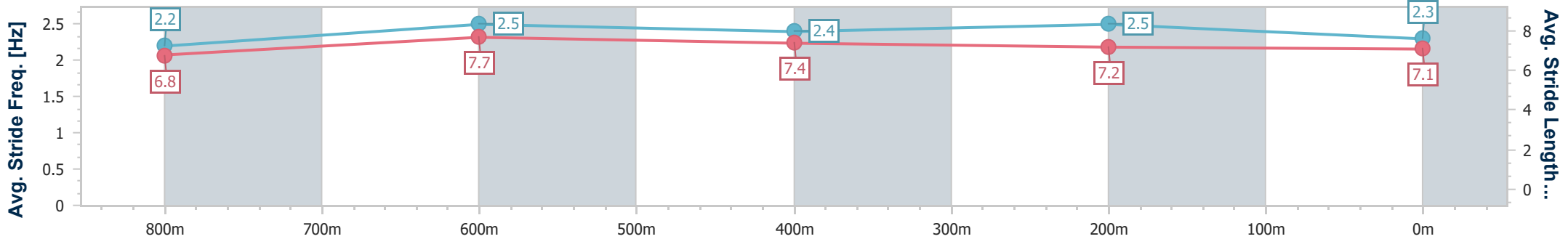
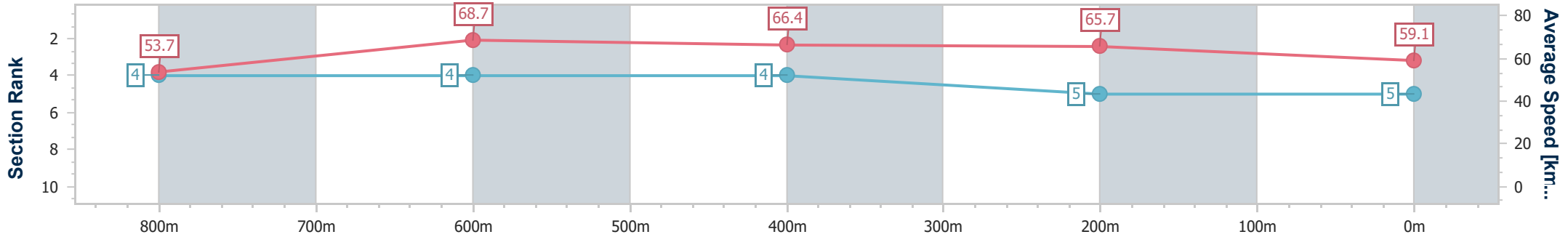


Eagle Farm QLD Professional
 Race 4: COUNTRY MUSIC RACEDAY 9 SEPTEMBER
 BENCHMARK 85 Handicap - 1000m
 05 August 2023 - 13:23
 Track Rating: Soft 5, Weather: Fine, Rail Position: +5m Entire Course



BRISBANE
 RACING CLUB

Section	Overall	800m	600m	400m	200m
Section Times	0:58.23 [5] (0:13.46)	0:44.77 [4] (0:10.65)	0:34.12 [4] (0:10.99)	0:23.13 [4] (0:10.97)	0:12.16 [5] (0:12.16)
Average Speed [km/h]	53.7	68.7	66.4	65.7	59.1
Top Speed [km/h]	69.4	70.2	67.7	66.9	65.1
Avg. Dist. to Rail [m]	1.4	3.4	2.6	4.9	5.0
Avg. Stride Freq. [Hz]	2.2	2.5	2.4	2.5	2.3
Avg. Stride Length [m]	6.8	7.7	7.4	7.2	7.1



- [] Ranking at each section and finish
- .-.- No data available at this section
- NA No data available



Horse/Jockey Name	Kasino Kid
Final Rank	6
Fastest Section Time (Section)	0:10.67 (800m)
Top Speed [km/h] (Section)	69.0 (400m)
Race State	Finished

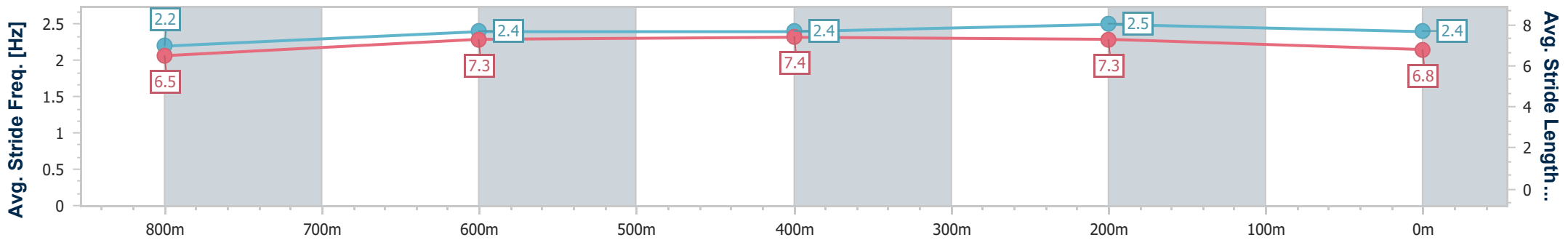
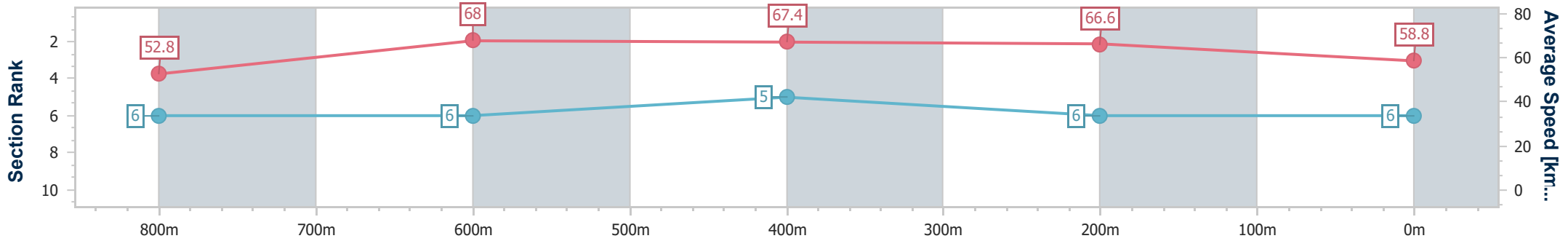


Eagle Farm QLD Professional
 Race 4: COUNTRY MUSIC RACEDAY 9 SEPTEMBER
 BENCHMARK 85 Handicap - 1000m
 05 August 2023 - 13:23
 Track Rating: Soft 5, Weather: Fine, Rail Position: +5m Entire Course



BRISBANE
 RACING CLUB

Section	Overall	800m	600m	400m	200m
Section Times	0:58.31 [6] (0:13.71)	0:44.60 [6] (0:10.67)	0:33.93 [6] (0:10.87)	0:23.06 [5] (0:10.82)	0:12.24 [6] (0:12.24)
Average Speed [km/h]	52.8	68.0	67.4	66.6	58.8
Top Speed [km/h]	67.5	68.7	68.9	69.0	63.5
Avg. Dist. to Rail [m]	2.7	1.7	3.7	11.0	10.5
Avg. Stride Freq. [Hz]	2.2	2.4	2.4	2.5	2.4
Avg. Stride Length [m]	6.5	7.3	7.4	7.3	6.8



- [] Ranking at each section and finish
- .-.- No data available at this section
- NA No data available



Horse/Jockey Name	Ditmas
Final Rank	7
Fastest Section Time (Section)	0:10.78 (800m)
Top Speed [km/h] (Section)	68.6 (400m)
Race State	Finished

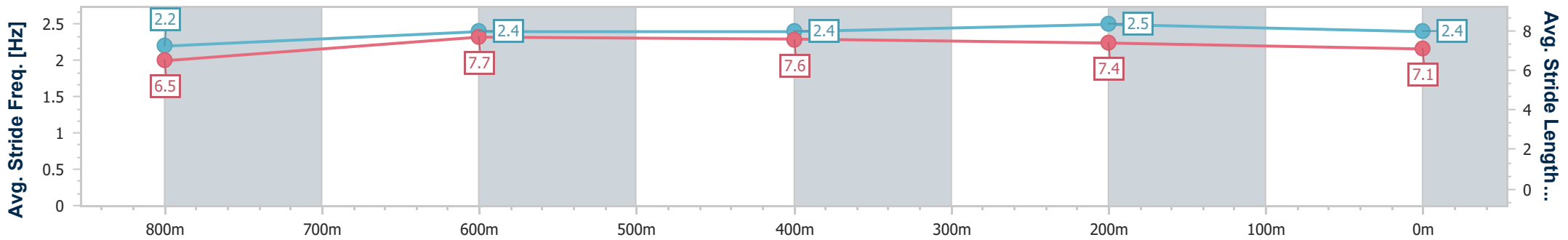
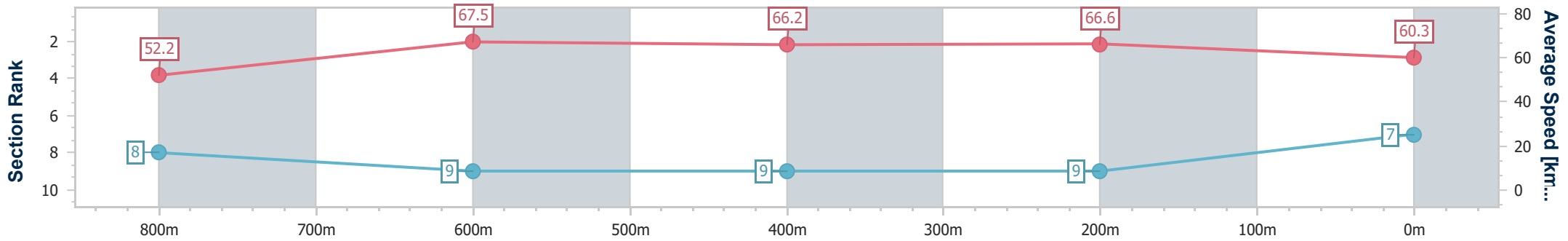


Eagle Farm QLD Professional
 Race 4: COUNTRY MUSIC RACEDAY 9 SEPTEMBER
 BENCHMARK 85 Handicap - 1000m
 05 August 2023 - 13:23
 Track Rating: Soft 5, Weather: Fine, Rail Position: +5m Entire Course



BRISBANE
 RACING CLUB

Section	Overall	800m	600m	400m	200m
Section Times	0:58.43 [7] (0:13.93)	0:44.50 [8] (0:10.78)	0:33.72 [9] (0:10.95)	0:22.77 [9] (0:10.81)	0:11.96 [9] (0:11.96)
Average Speed [km/h]	52.2	67.5	66.2	66.6	60.3
Top Speed [km/h]	66.7	68.0	68.6	68.6	63.8
Avg. Dist. to Rail [m]	4.7	2.4	1.6	5.6	6.3
Avg. Stride Freq. [Hz]	2.2	2.4	2.4	2.5	2.4
Avg. Stride Length [m]	6.5	7.7	7.6	7.4	7.1



- [] Ranking at each section and finish
- .-.- No data available at this section
- NA No data available



Horse/Jockey Name	Kat Chinna
Final Rank	8
Fastest Section Time (Section)	0:10.71 (800m)
Top Speed [km/h] (Section)	69.2 (800m)
Race State	Finished

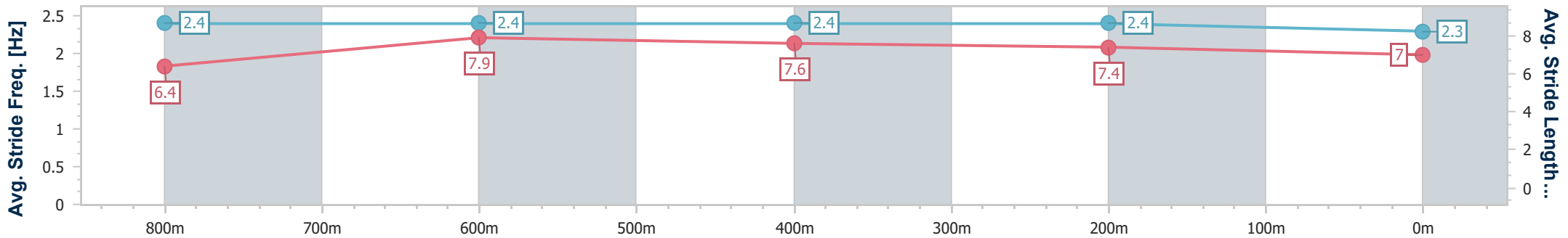
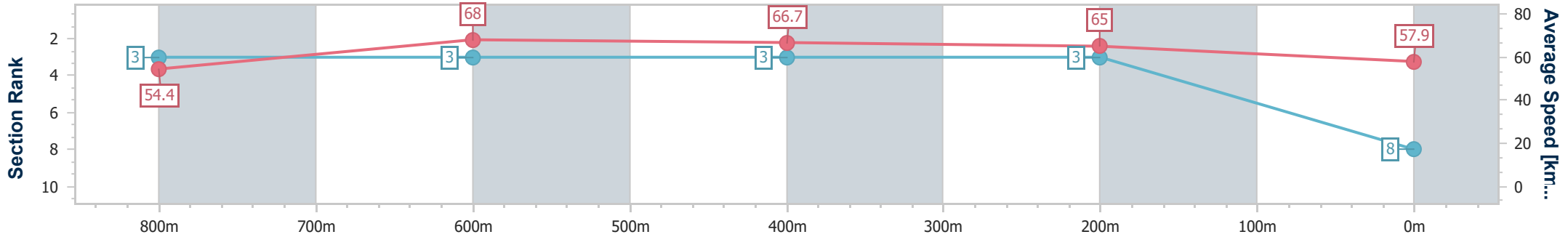


Eagle Farm QLD Professional
 Race 4: COUNTRY MUSIC RACEDAY 9 SEPTEMBER
 BENCHMARK 85 Handicap - 1000m
 05 August 2023 - 13:23
 Track Rating: Soft 5, Weather: Fine, Rail Position: +5m Entire Course



BRISBANE
 RACING CLUB

Section	Overall	800m	600m	400m	200m
Section Times	0:58.49 [8] (0:13.32)	0:45.17 [3] (0:10.71)	0:34.46 [3] (0:10.95)	0:23.51 [3] (0:11.09)	0:12.42 [3] (0:12.42)
Average Speed [km/h]	54.4	68.0	66.7	65.0	57.9
Top Speed [km/h]	69.2	69.2	67.7	67.2	62.4
Avg. Dist. to Rail [m]	1.8	2.6	3.1	6.6	6.4
Avg. Stride Freq. [Hz]	2.4	2.4	2.4	2.4	2.3
Avg. Stride Length [m]	6.4	7.9	7.6	7.4	7.0



- [] Ranking at each section and finish
- .-.- No data available at this section
- NA No data available



Horse/Jockey Name	Bel Academy
Final Rank	9
Fastest Section Time (Section)	0:10.67 (800m)
Top Speed [km/h] (Section)	68.0 (800m)
Race State	Finished

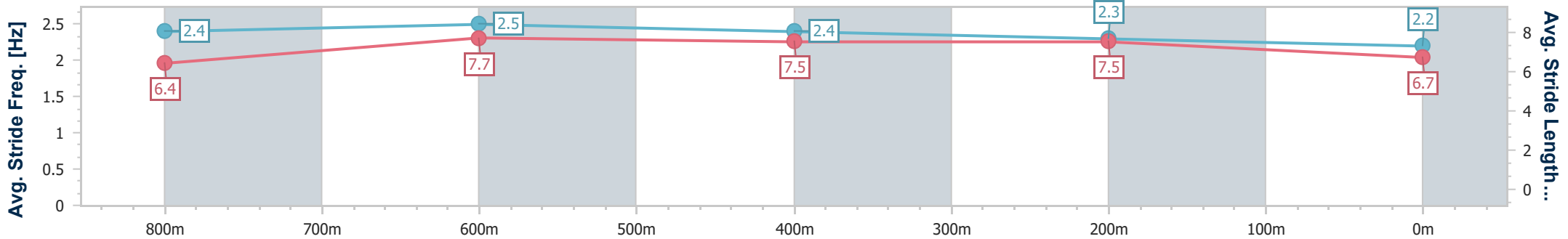
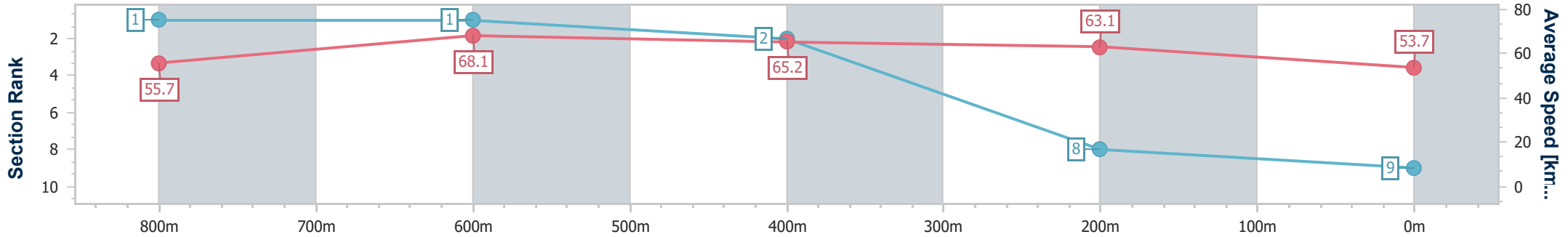


Eagle Farm QLD Professional
 Race 4: COUNTRY MUSIC RACEDAY 9 SEPTEMBER
 BENCHMARK 85 Handicap - 1000m
 05 August 2023 - 13:23
 Track Rating: Soft 5, Weather: Fine, Rail Position: +5m Entire Course



BRISBANE
 RACING CLUB

Section	Overall	800m	600m	400m	200m
Section Times	0:59.65 [9] (0:12.96)	0:46.69 [1] (0:10.67)	0:36.02 [1] (0:11.20)	0:24.82 [2] (0:11.41)	0:13.41 [8] (0:13.41)
Average Speed [km/h]	55.7	68.1	65.2	63.1	53.7
Top Speed [km/h]	65.5	68.0	66.9	66.8	59.2
Avg. Dist. to Rail [m]	1.5	2.6	2.9	5.3	2.7
Avg. Stride Freq. [Hz]	2.4	2.5	2.4	2.3	2.2
Avg. Stride Length [m]	6.4	7.7	7.5	7.5	6.7



- [] Ranking at each section and finish
- .-.- No data available at this section
- NA No data available