



Eagle Farm QLD Professional
Race 6: SPRING CARNIVAL ON SALE NOW Colts, Geldings & Entires
BENCHMARK 72 Handicap - 1200m
05 August 2023 - 14:33



BRISBANE
RACING CLUB

Track Rating: Soft 5, Weather: Fine, Rail Position: +5m Entire Course

Section		Overall	1000m	800m	600m	400m	200m	Last 600m					
Field Times		1:10.68 (0:13.53)	0:57.15 (0:11.22)	0:45.93 (0:11.27)	0:34.66 (0:11.28)	0:23.38 (0:11.22)	0:12.16 (0:12.16)	0:34.66					
Rank	TAB Horse/Jockey	Barrier	Top Speed [km/h]	Fastest Section							Margin	Distance Travelled [m]	
1	2 ZARASTRO James Orman	2	66.7	0:11.10	1:10.68 [1] (0:13.53)	0:57.15 [1] (0:11.22)	0:45.93 [1] (0:11.33)	0:34.60 [2] (0:11.34)	0:23.26 [3] (0:11.10)	0:12.16 [1] (0:12.16)	1:10.68	0:34.60	
2	12 BROCKY Melea Castle	1	67.4	0:11.17	1:11.07 [2] (0:13.77)	0:57.30 [3] (0:11.17)	0:46.13 [3] (0:11.17)	0:34.96 [3] (0:11.30)	0:23.66 [2] (0:11.27)	0:12.39 [2] (0:12.39)	2.32L	0:34.96	+0
3	8 OUR MAGNUS Gary Geran	3	67.0	0:11.17	1:11.20 [3] (0:13.97)	0:57.23 [6] (0:11.17)	0:46.06 [6] (0:11.21)	0:34.85 [6] (0:11.30)	0:23.55 [6] (0:11.30)	0:12.25 [4] (0:12.25)	3.11L	0:34.85	+4
4	13 ORLABENT Andrew Mallyon	7	66.2	0:11.17	1:11.64 [4] (0:13.67)	0:57.97 [2] (0:11.18)	0:46.79 [2] (0:11.17)	0:35.62 [1] (0:11.28)	0:24.34 [1] (0:11.40)	0:12.94 [3] (0:12.94)	5.68L	0:35.62	-1
5	4 FESTIVAL PRINCE Jake Molloy	6	65.8	0:11.13	1:11.84 [5] (0:14.16)	0:57.68 [9] (0:11.36)	0:46.32 [8] (0:11.42)	0:34.90 [9] (0:11.13)	0:23.77 [8] (0:11.39)	0:12.38 [7] (0:12.38)	6.87L	0:34.90	+0
6	9 CORONA LAD Ben Thompson	4	66.5	0:11.10	1:11.91 [6] (0:14.14)	0:57.77 [8] (0:11.40)	0:46.37 [9] (0:11.10)	0:35.27 [7] (0:11.39)	0:23.88 [7] (0:11.52)	0:12.36 [9] (0:12.36)	7.24L	0:35.27	+3
7	14 MIDNIGHT RAMBLER Samantha Collett	5	67.6	0:11.18	1:11.91 [7] (0:13.85)	0:58.06 [5] (0:11.18)	0:46.88 [4] (0:11.23)	0:35.65 [5] (0:11.31)	0:24.34 [4] (0:11.56)	0:12.78 [5] (0:12.78)	7.28L	0:35.65	+5
8	7 SUBTERRANEAN Damien Thornton	14	66.6	0:11.12	1:12.16 [8] (0:14.46)	0:57.70 [10] (0:11.37)	0:46.33 [10] (0:11.12)	0:35.21 [10] (0:11.17)	0:24.04 [9] (0:11.35)	0:12.69 [8] (0:12.69)	8.74L	0:35.21	+4
9	5 OFFICE JIM Les Tilley	9	66.8	0:11.17	1:12.44 [9] (0:13.81)	0:58.63 [4] (0:11.25)	0:47.38 [5] (0:11.17)	0:36.21 [4] (0:11.40)	0:24.81 [5] (0:11.67)	0:13.14 [6] (0:13.14)	10.37L	0:36.21	+2
10	1 NORTHERN EXPRESS Cejay Graham	10	66.7	0:11.35	1:13.02 [10] (0:14.08)	0:58.94 [7] (0:11.37)	0:47.57 [7] (0:11.35)	0:36.22 [8] (0:11.47)	0:24.75 [10] (0:11.50)	0:13.25 [10] (0:13.25)	13.81L	0:36.22	+5

Scratched: Kat Chinna (#3), Uncle Russ (#11), Schiller Bay (#6), Hard Reyva (#10)

[] Ranking at each section and finish
 -:-:- No data available at this section
 NA No data available

SCN Saddle cloth number
 DNF Did not finish
 DNT Did not track



Horse/Jockey Name	Zarastro
Final Rank	1
Fastest Section Time (Section)	0:11.10 (400m)
Top Speed [km/h] (Section)	66.7 (Overall)
Race State	Finished

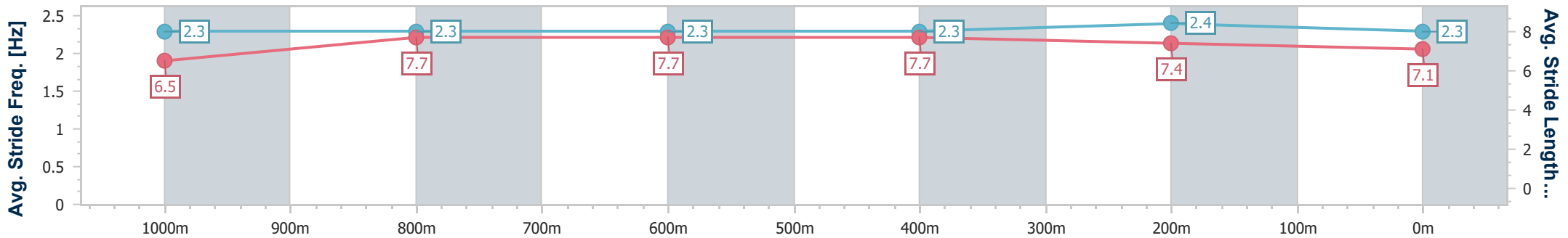
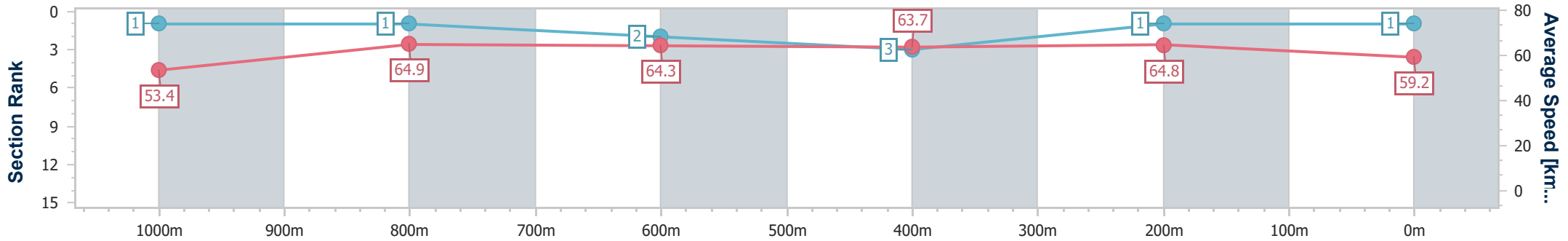


Eagle Farm QLD Professional
 Race 6: SPRING CARNIVAL ON SALE NOW Colts, Geldings & Entires BENCHMARK 72 Handicap - 1200m
 05 August 2023 - 14:33
 Track Rating: Soft 5, Weather: Fine, Rail Position: +5m Entire Course



BRISBANE RACING CLUB

Section	Overall	1000m	800m	600m	400m	200m
Section Times	1:10.68 [1] (0:13.53)	0:57.15 [1] (0:11.22)	0:45.93 [1] (0:11.33)	0:34.60 [2] (0:11.34)	0:23.26 [3] (0:11.10)	0:12.16 [1] (0:12.16)
Average Speed [km/h]	53.4	64.9	64.3	63.7	64.8	59.2
Top Speed [km/h]	66.7	65.6	65.4	65.0	66.1	62.5
Avg. Dist. to Rail [m]	1.7	2.5	2.4	0.6	2.6	3.8
Avg. Stride Freq. [Hz]	2.3	2.3	2.3	2.3	2.4	2.3
Avg. Stride Length [m]	6.5	7.7	7.7	7.7	7.4	7.1



- [] Ranking at each section and finish
- .-.- No data available at this section
- NA No data available



Horse/Jockey Name	Brocky
Final Rank	2
Fastest Section Time (Section)	0:11.17 (1000m)
Top Speed [km/h] (Section)	67.4 (800m)
Race State	Finished

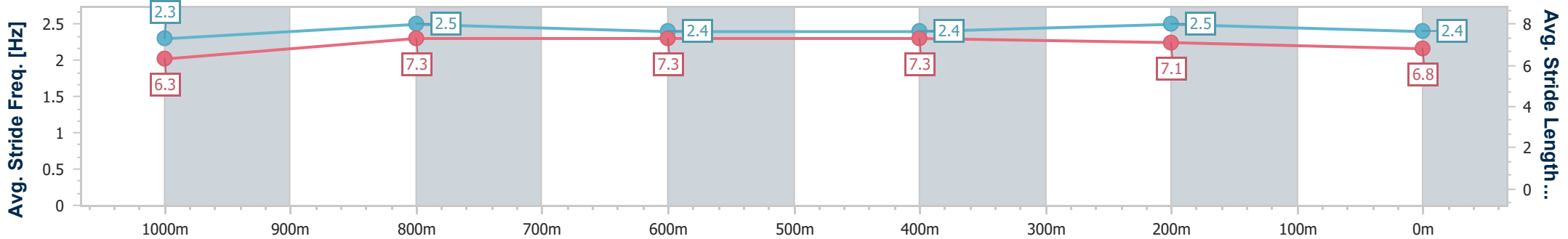
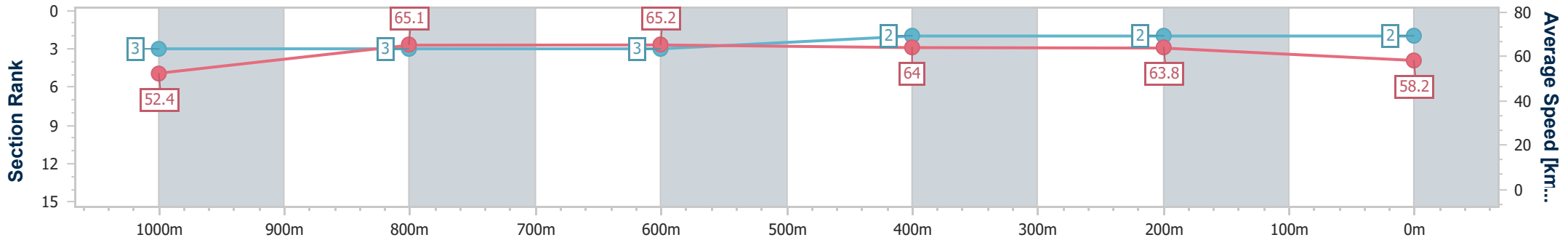


Eagle Farm QLD Professional
 Race 6: SPRING CARNIVAL ON SALE NOW Colts, Geldings & Entires BENCHMARK 72 Handicap - 1200m
 05 August 2023 - 14:33
 Track Rating: Soft 5, Weather: Fine, Rail Position: +5m Entire Course



BRISBANE RACING CLUB

Section	Overall	1000m	800m	600m	400m	200m
Section Times	1:11.07 [2] (0:13.77)	0:57.30 [3] (0:11.17)	0:46.13 [3] (0:11.17)	0:34.96 [3] (0:11.30)	0:23.66 [2] (0:11.27)	0:12.39 [2] (0:12.39)
Average Speed [km/h]	52.4	65.1	65.2	64.0	63.8	58.2
Top Speed [km/h]	66.6	65.8	67.4	64.9	64.9	61.4
Avg. Dist. to Rail [m]	1.1	2.4	2.5	0.7	0.8	1.1
Avg. Stride Freq. [Hz]	2.3	2.5	2.4	2.4	2.5	2.4
Avg. Stride Length [m]	6.3	7.3	7.3	7.3	7.1	6.8



- [] Ranking at each section and finish
- .-.- No data available at this section
- NA No data available



Horse/Jockey Name	Our Magnus
Final Rank	3
Fastest Section Time (Section)	0:11.17 (1000m)
Top Speed [km/h] (Section)	67.0 (1000m)
Race State	Finished

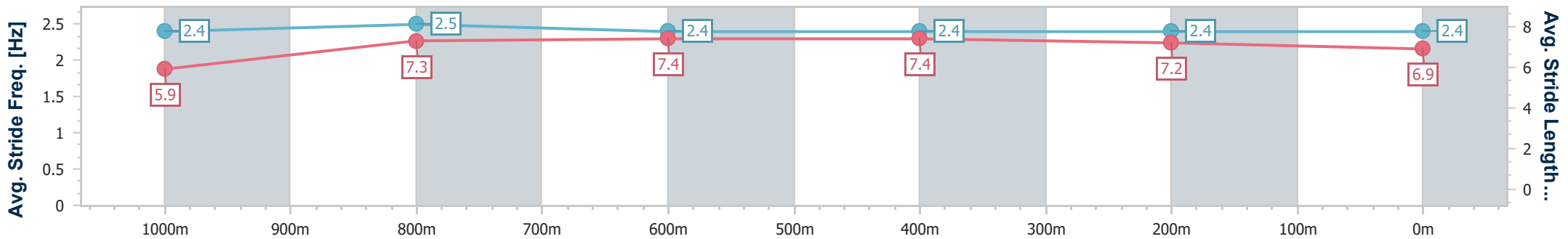
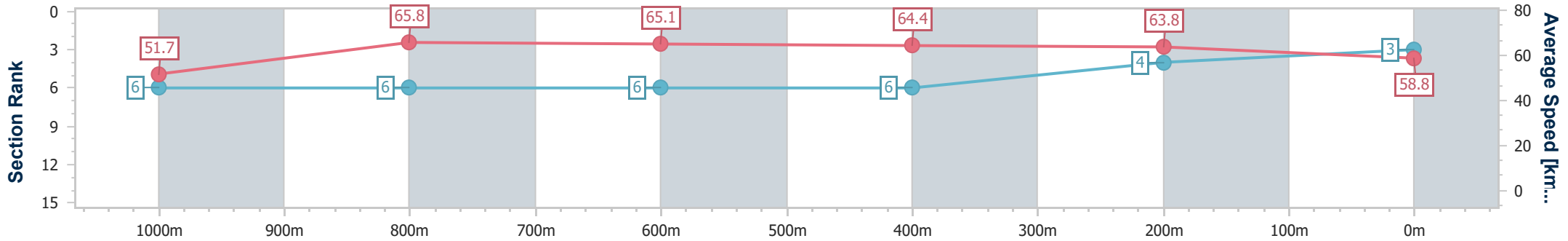


Eagle Farm QLD Professional
 Race 6: SPRING CARNIVAL ON SALE NOW Colts, Geldings & Entires BENCHMARK 72 Handicap - 1200m
 05 August 2023 - 14:33
 Track Rating: Soft 5, Weather: Fine, Rail Position: +5m Entire Course



BRISBANE RACING CLUB

Section	Overall	1000m	800m	600m	400m	200m
Section Times	1:11.20 [3] (0:13.97)	0:57.23 [6] (0:11.17)	0:46.06 [6] (0:11.21)	0:34.85 [6] (0:11.30)	0:23.55 [6] (0:11.30)	0:12.25 [4] (0:12.25)
Average Speed [km/h]	51.7	65.8	65.1	64.4	63.8	58.8
Top Speed [km/h]	66.7	67.0	66.4	66.8	66.8	61.7
Avg. Dist. to Rail [m]	1.9	3.8	3.1	2.1	3.2	2.7
Avg. Stride Freq. [Hz]	2.4	2.5	2.4	2.4	2.4	2.4
Avg. Stride Length [m]	5.9	7.3	7.4	7.4	7.2	6.9



- [] Ranking at each section and finish
- .-.- No data available at this section
- NA No data available



Horse/Jockey Name	Orlabent
Final Rank	4
Fastest Section Time (Section)	0:11.17 (800m)
Top Speed [km/h] (Section)	66.2 (Overall)
Race State	Finished

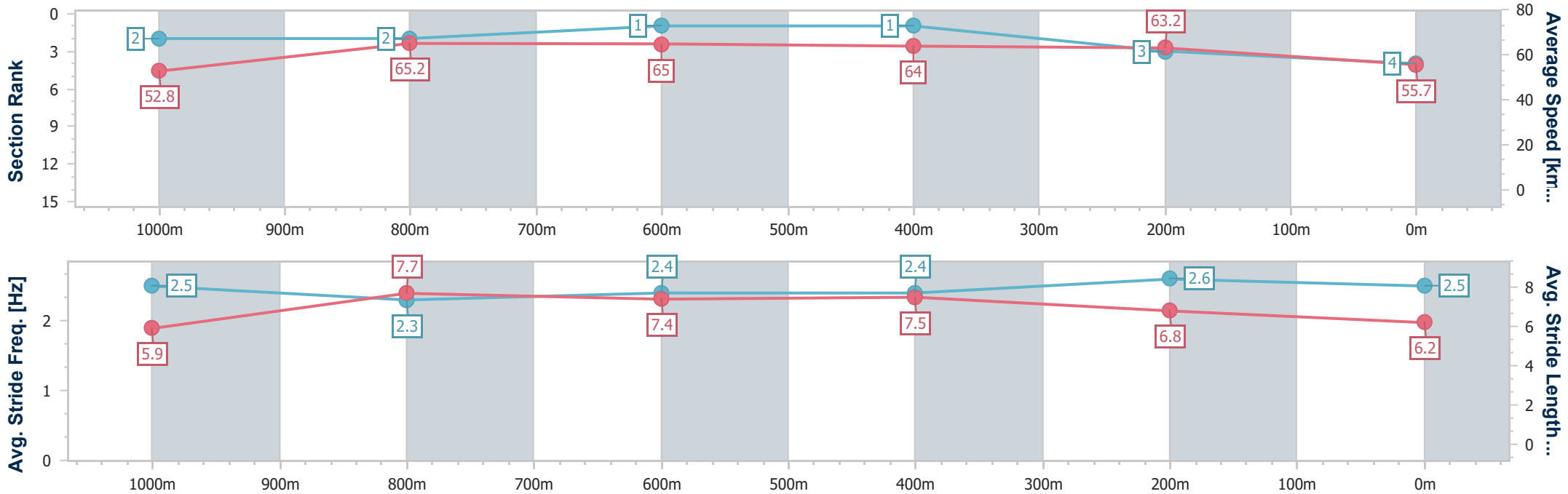


Eagle Farm QLD Professional
 Race 6: SPRING CARNIVAL ON SALE NOW Colts, Geldings & Entires BENCHMARK 72 Handicap - 1200m
 05 August 2023 - 14:33
 Track Rating: Soft 5, Weather: Fine, Rail Position: +5m Entire Course



BRISBANE
 RACING CLUB

Section	Overall	1000m	800m	600m	400m	200m
Section Times	1:11.64 [4] (0:13.67)	0:57.97 [2] (0:11.18)	0:46.79 [2] (0:11.17)	0:35.62 [1] (0:11.28)	0:24.34 [1] (0:11.40)	0:12.94 [3] (0:12.94)
Average Speed [km/h]	52.8	65.2	65.0	64.0	63.2	55.7
Top Speed [km/h]	66.2	65.8	66.0	65.9	64.4	60.5
Avg. Dist. to Rail [m]	5.3	2.6	1.7	0.7	3.3	4.4
Avg. Stride Freq. [Hz]	2.5	2.3	2.4	2.4	2.6	2.5
Avg. Stride Length [m]	5.9	7.7	7.4	7.5	6.8	6.2



- [] Ranking at each section and finish
- .-.- No data available at this section
- NA No data available



Horse/Jockey Name	Festival Prince
Final Rank	5
Fastest Section Time (Section)	0:11.13 (600m)
Top Speed [km/h] (Section)	65.8 (600m)
Race State	Finished

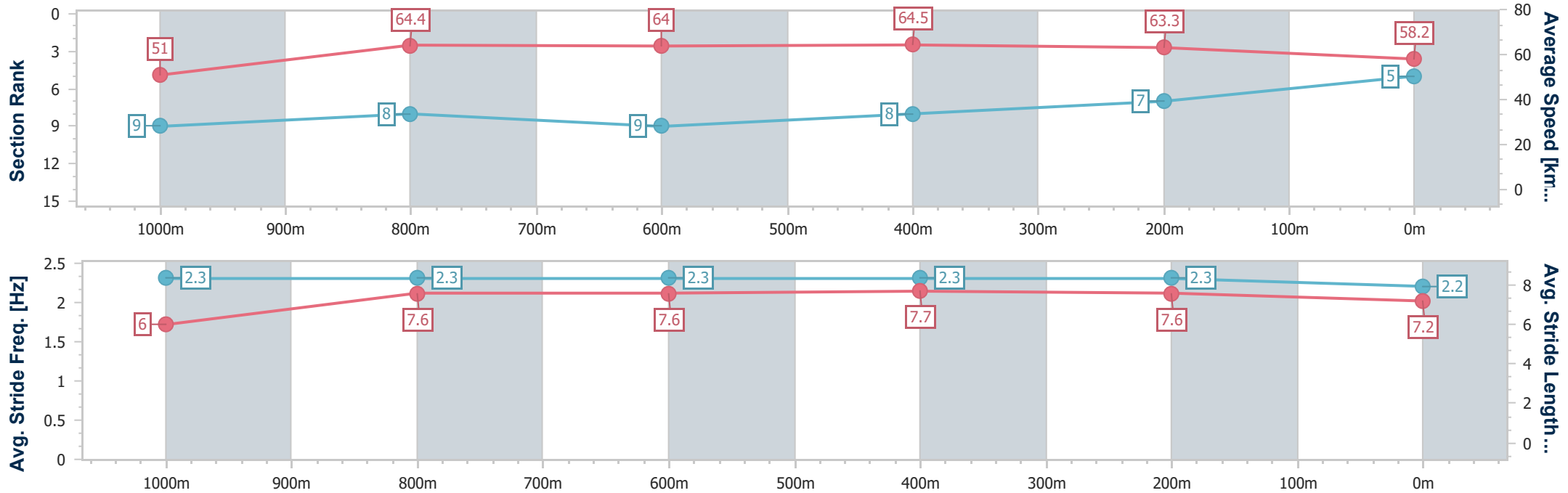


Eagle Farm QLD Professional
 Race 6: SPRING CARNIVAL ON SALE NOW Colts, Geldings & Entires BENCHMARK 72 Handicap - 1200m
 05 August 2023 - 14:33
 Track Rating: Soft 5, Weather: Fine, Rail Position: +5m Entire Course



BRISBANE RACING CLUB

Section	Overall	1000m	800m	600m	400m	200m
Section Times	1:11.84 [5] (0:14.16)	0:57.68 [9] (0:11.36)	0:46.32 [8] (0:11.42)	0:34.90 [9] (0:11.13)	0:23.77 [8] (0:11.39)	0:12.38 [7] (0:12.38)
Average Speed [km/h]	51.0	64.4	64.0	64.5	63.3	58.2
Top Speed [km/h]	63.3	65.2	64.8	65.8	65.3	60.7
Avg. Dist. to Rail [m]	4.4	3.4	2.8	0.8	2.5	0.7
Avg. Stride Freq. [Hz]	2.3	2.3	2.3	2.3	2.3	2.2
Avg. Stride Length [m]	6.0	7.6	7.6	7.7	7.6	7.2



- [] Ranking at each section and finish
- .-.- No data available at this section
- NA No data available



Horse/Jockey Name	Corona Lad
Final Rank	6
Fastest Section Time (Section)	0:11.10 (800m)
Top Speed [km/h] (Section)	66.5 (800m)
Race State	Finished

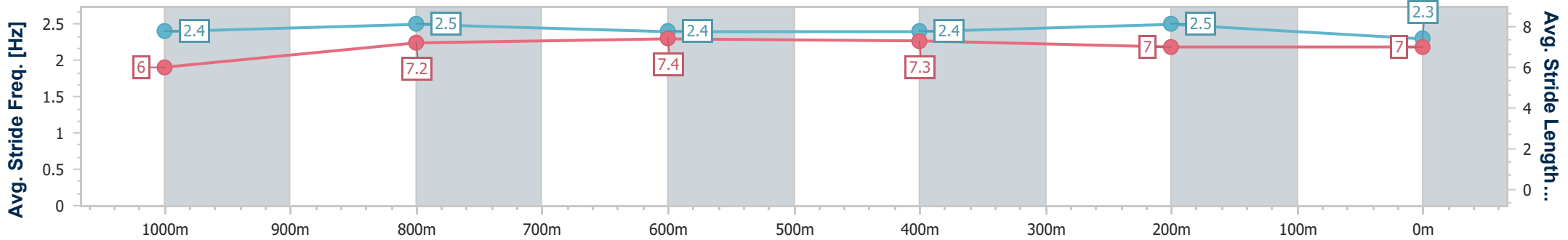
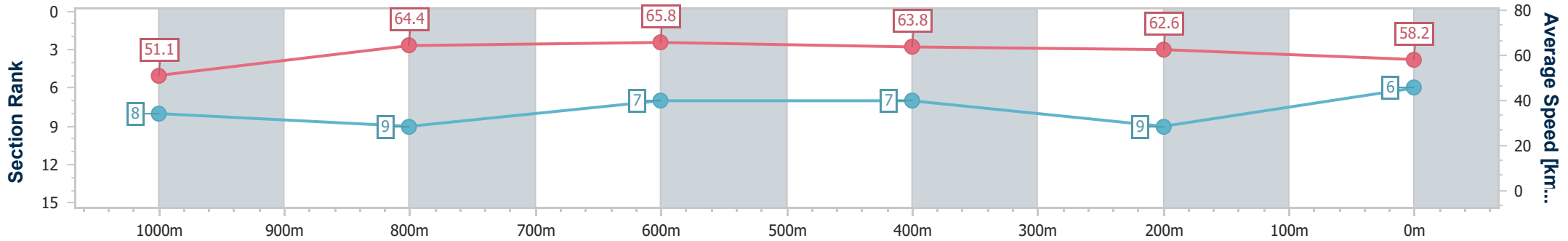


Eagle Farm QLD Professional
 Race 6: SPRING CARNIVAL ON SALE NOW Colts, Geldings & Entires BENCHMARK 72 Handicap - 1200m
 05 August 2023 - 14:33
 Track Rating: Soft 5, Weather: Fine, Rail Position: +5m Entire Course



BRISBANE RACING CLUB

Section	Overall	1000m	800m	600m	400m	200m
Section Times	1:11.91 [6] (0:14.14)	0:57.77 [8] (0:11.40)	0:46.37 [9] (0:11.10)	0:35.27 [7] (0:11.39)	0:23.88 [7] (0:11.52)	0:12.36 [9] (0:12.36)
Average Speed [km/h]	51.1	64.4	65.8	63.8	62.6	58.2
Top Speed [km/h]	63.2	65.8	66.5	64.7	63.9	61.1
Avg. Dist. to Rail [m]	3.1	4.2	2.9	2.2	8.1	5.9
Avg. Stride Freq. [Hz]	2.4	2.5	2.4	2.4	2.5	2.3
Avg. Stride Length [m]	6.0	7.2	7.4	7.3	7.0	7.0



- [] Ranking at each section and finish
- .-.- No data available at this section
- NA No data available



Horse/Jockey Name	Midnight Rambler
Final Rank	7
Fastest Section Time (Section)	0:11.18 (1000m)
Top Speed [km/h] (Section)	67.6 (1000m)
Race State	Finished

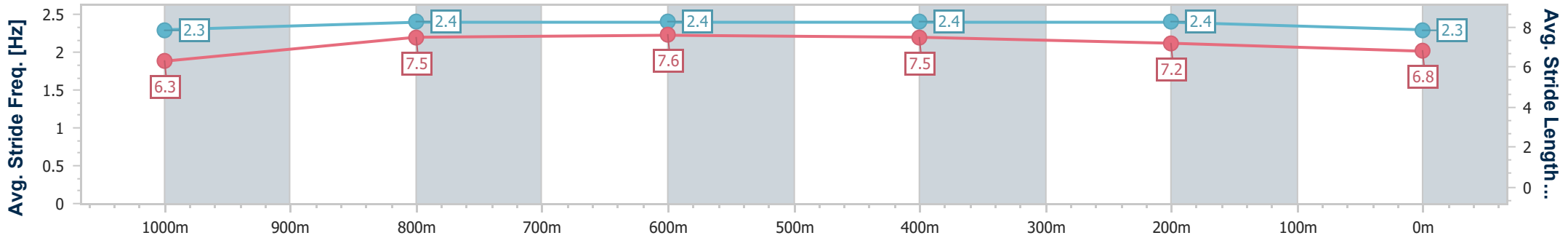
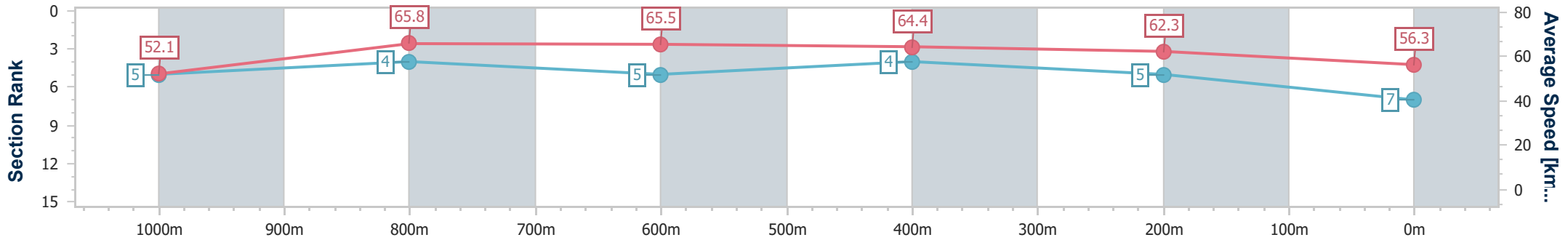


Eagle Farm QLD Professional
 Race 6: SPRING CARNIVAL ON SALE NOW Colts, Geldings & Entires BENCHMARK 72 Handicap - 1200m
 05 August 2023 - 14:33
 Track Rating: Soft 5, Weather: Fine, Rail Position: +5m Entire Course



BRISBANE RACING CLUB

Section	Overall	1000m	800m	600m	400m	200m
Section Times	1:11.91 [7] (0:13.85)	0:58.06 [5] (0:11.18)	0:46.88 [4] (0:11.23)	0:35.65 [5] (0:11.31)	0:24.34 [4] (0:11.56)	0:12.78 [5] (0:12.78)
Average Speed [km/h]	52.1	65.8	65.5	64.4	62.3	56.3
Top Speed [km/h]	65.1	67.6	66.4	65.8	65.1	59.9
Avg. Dist. to Rail [m]	4.1	4.6	4.4	2.4	4.9	5.0
Avg. Stride Freq. [Hz]	2.3	2.4	2.4	2.4	2.4	2.3
Avg. Stride Length [m]	6.3	7.5	7.6	7.5	7.2	6.8



- [] Ranking at each section and finish
- .-.- No data available at this section
- NA No data available



Horse/Jockey Name	Subterranean
Final Rank	8
Fastest Section Time (Section)	0:11.12 (800m)
Top Speed [km/h] (Section)	66.6 (800m)
Race State	Finished

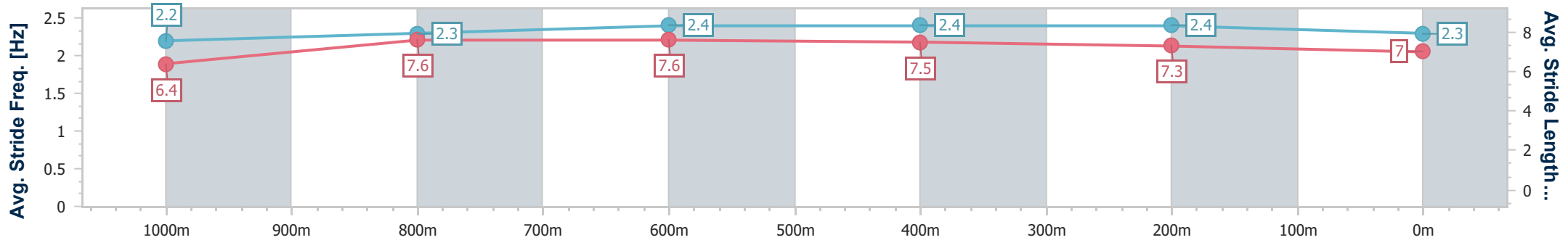
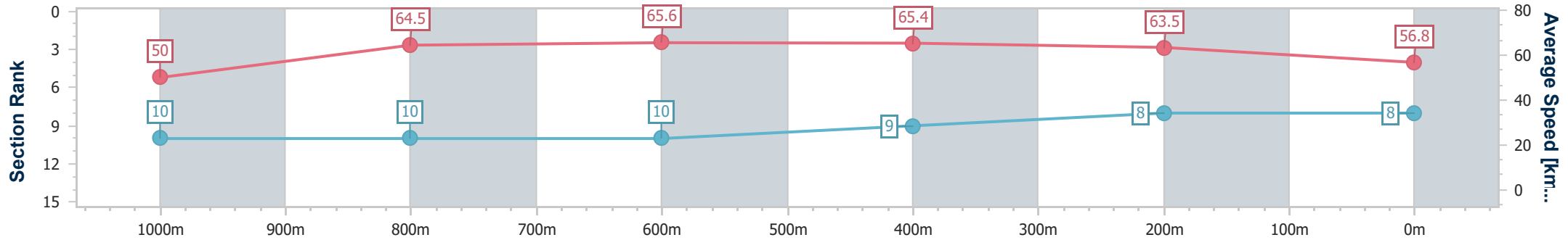


Eagle Farm QLD Professional
 Race 6: SPRING CARNIVAL ON SALE NOW Colts, Geldings & Entires BENCHMARK 72 Handicap - 1200m
 05 August 2023 - 14:33
 Track Rating: Soft 5, Weather: Fine, Rail Position: +5m Entire Course



BRISBANE RACING CLUB

Section	Overall	1000m	800m	600m	400m	200m
Section Times	1:12.16 [8] (0:14.46)	0:57.70 [10] (0:11.37)	0:46.33 [10] (0:11.12)	0:35.21 [10] (0:11.17)	0:24.04 [9] (0:11.35)	0:12.69 [8] (0:12.69)
Average Speed [km/h]	50.0	64.5	65.6	65.4	63.5	56.8
Top Speed [km/h]	63.4	65.4	66.6	65.9	65.6	60.7
Avg. Dist. to Rail [m]	7.4	3.6	2.5	3.3	8.3	7.8
Avg. Stride Freq. [Hz]	2.2	2.3	2.4	2.4	2.4	2.3
Avg. Stride Length [m]	6.4	7.6	7.6	7.5	7.3	7.0



- [] Ranking at each section and finish
- .-.- No data available at this section
- NA No data available



Horse/Jockey Name	Office Jim
Final Rank	9
Fastest Section Time (Section)	0:11.17 (800m)
Top Speed [km/h] (Section)	66.8 (800m)
Race State	Finished

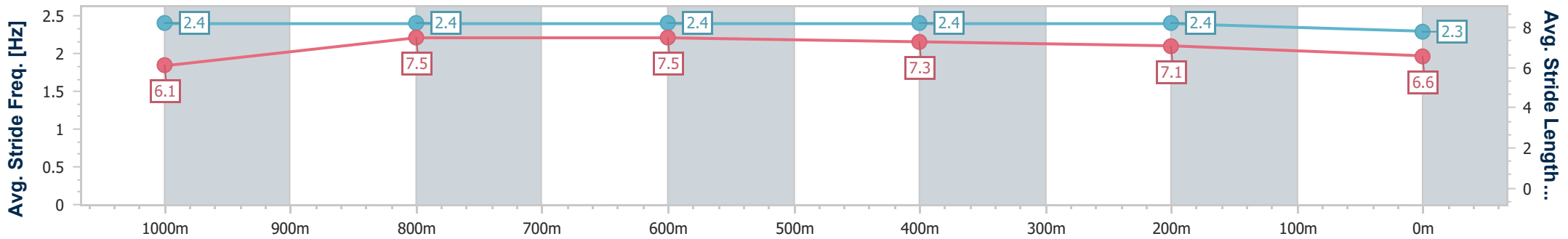
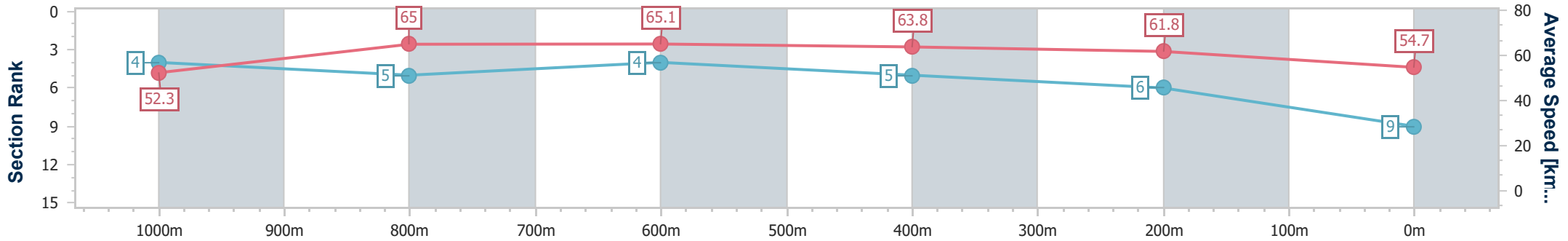


Eagle Farm QLD Professional
 Race 6: SPRING CARNIVAL ON SALE NOW Colts, Geldings & Entires BENCHMARK 72 Handicap - 1200m
 05 August 2023 - 14:33
 Track Rating: Soft 5, Weather: Fine, Rail Position: +5m Entire Course



BRISBANE RACING CLUB

Section	Overall	1000m	800m	600m	400m	200m
Section Times	1:12.44 [9] (0:13.81)	0:58.63 [4] (0:11.25)	0:47.38 [5] (0:11.17)	0:36.21 [4] (0:11.40)	0:24.81 [5] (0:11.67)	0:13.14 [6] (0:13.14)
Average Speed [km/h]	52.3	65.0	65.1	63.8	61.8	54.7
Top Speed [km/h]	65.5	66.7	66.8	65.9	64.0	58.3
Avg. Dist. to Rail [m]	6.8	3.1	2.2	2.3	6.5	5.8
Avg. Stride Freq. [Hz]	2.4	2.4	2.4	2.4	2.4	2.3
Avg. Stride Length [m]	6.1	7.5	7.5	7.3	7.1	6.6



- [] Ranking at each section and finish
- .-.- No data available at this section
- NA No data available



Horse/Jockey Name	Northern Express
Final Rank	10
Fastest Section Time (Section)	0:11.35 (800m)
Top Speed [km/h] (Section)	66.7 (800m)
Race State	Finished

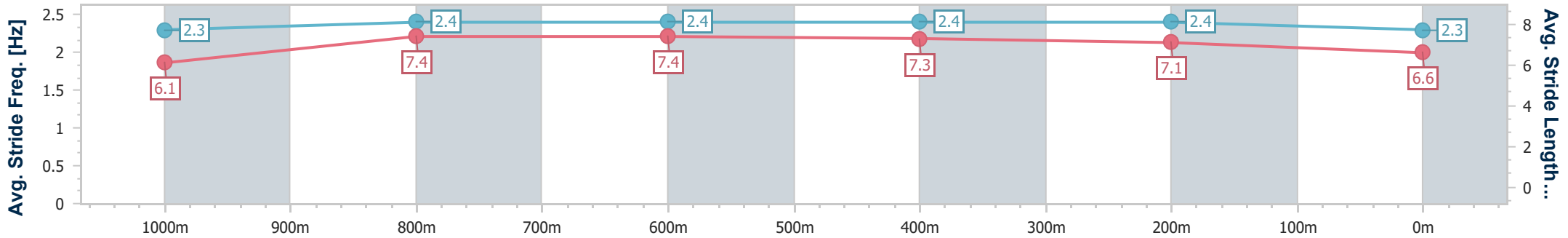
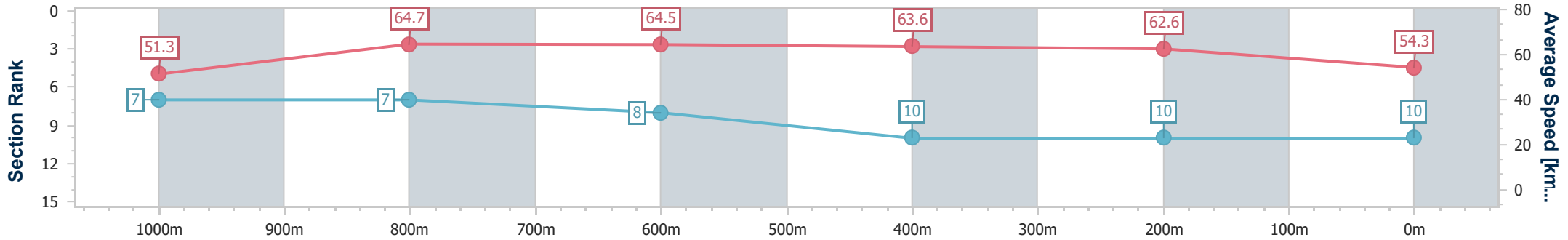


Eagle Farm QLD Professional
 Race 6: SPRING CARNIVAL ON SALE NOW Colts, Geldings & Entires BENCHMARK 72 Handicap - 1200m
 05 August 2023 - 14:33
 Track Rating: Soft 5, Weather: Fine, Rail Position: +5m Entire Course



BRISBANE RACING CLUB

Section	Overall	1000m	800m	600m	400m	200m
Section Times	1:13.02 [10] (0:14.08)	0:58.94 [7] (0:11.37)	0:47.57 [7] (0:11.35)	0:36.22 [8] (0:11.47)	0:24.75 [10] (0:11.50)	0:13.25 [10] (0:13.25)
Average Speed [km/h]	51.3	64.7	64.5	63.6	62.6	54.3
Top Speed [km/h]	64.7	66.1	66.7	65.3	64.1	60.1
Avg. Dist. to Rail [m]	7.2	4.4	3.7	2.7	7.2	6.2
Avg. Stride Freq. [Hz]	2.3	2.4	2.4	2.4	2.4	2.3
Avg. Stride Length [m]	6.1	7.4	7.4	7.3	7.1	6.6



- [] Ranking at each section and finish
- .-.- No data available at this section
- NA No data available