



# Eagle Farm QLD Professional

## Race 9: GALLOPERS SPORTS CLUB BENCHMARK 78 Handicap - 1600m

05 August 2023 - 16:23



BRISBANE  
RACING CLUB

Track Rating: Soft 5, Weather: Fine, Rail Position: +5m Entire Course

Section	Field Times	Overall	1400m	1200m	1000m	800m	600m	400m	Last 600m				
		1:37.15 (0:13.49)	1:23.66 (0:11.41)	1:12.25 (0:12.08)	1:00.17 (0:12.30)	0:47.87 (0:11.83)	0:36.04 (0:11.93)	0:24.11 (0:11.70)	0:36.04				
Rank	TAB Horse/Jockey	Barrier	Top Speed [km/h]	Fastest Section	Distance Travelled [m]								
1	12 <b>AQUA ALTA</b> Mark Du Plessis	12	65.6	0:11.47	1:37.15 [1] (0:13.55)	1:23.60 [2] (0:11.47)	1:12.13 [2] (0:12.12)	1:00.01 [2] (0:12.28)	0:47.73 [2] (0:12.01)	0:35.72 [2] (0:11.82)	0:23.90 [2] (0:11.49)	0:35.72	
2	8 <b>TITANIUM</b> Justin Huxtable	6	66.4	0:11.08	1:37.35 [2] (0:14.73)	1:22.62 [9] (0:11.48)	1:11.14 [8] (0:12.04)	0:59.10 [7] (0:12.16)	0:46.94 [7] (0:11.94)	0:35.00 [8] (0:11.63)	0:23.37 [7] (0:11.08)	0:35.00	-5
3	10 <b>WEGOBAM</b> Samantha Collett	7	66.8	0:11.35	1:37.53 [3] (0:14.68)	1:22.85 [8] (0:11.65)	1:11.20 [9] (0:12.18)	0:59.02 [9] (0:12.19)	0:46.83 [9] (0:11.87)	0:34.96 [9] (0:11.53)	0:23.43 [9] (0:11.35)	0:34.96	+0
4	3 <b>HOSTAGE OF WAR</b> Melea Castle	11	66.6	0:11.41	1:37.97 [4] (0:13.49)	1:24.48 [1] (0:11.41)	1:13.07 [1] (0:12.08)	1:00.99 [1] (0:12.30)	0:48.69 [1] (0:11.83)	0:36.86 [1] (0:11.93)	0:24.93 [1] (0:11.93)	0:36.86	-5
5	9 <b>PHILIPSBURG</b> Kyle Wilson-Taylor	3	64.2	0:11.60	1:37.99 [5] (0:14.18)	1:23.81 [6] (0:11.60)	1:12.21 [6] (0:12.13)	1:00.08 [6] (0:12.25)	0:47.83 [6] (0:11.85)	0:35.98 [5] (0:11.79)	0:24.19 [6] (0:11.62)	0:35.98	+1
6	7 <b>REDWOOD SHADOW</b> James Orman	5	64.4	0:11.56	1:38.03 [6] (0:14.48)	1:23.55 [7] (0:11.61)	1:11.94 [7] (0:12.17)	0:59.77 [8] (0:12.20)	0:47.57 [8] (0:11.86)	0:35.71 [7] (0:11.70)	0:24.01 [8] (0:11.56)	0:35.71	-1
7	4 <b>SAVOURY</b> Damien Thornton	2	64.4	0:11.53	1:38.05 [7] (0:14.15)	1:23.90 [5] (0:11.58)	1:12.32 [5] (0:12.16)	1:00.16 [5] (0:12.23)	0:47.93 [5] (0:11.91)	0:36.02 [6] (0:11.76)	0:24.26 [5] (0:11.53)	0:36.02	-4
8	6 <b>NISHIKORI</b> Ben Thompson	9	65.5	0:11.51	1:38.10 [8] (0:13.71)	1:24.39 [3] (0:11.51)	1:12.88 [3] (0:12.14)	1:00.74 [3] (0:12.31)	0:48.43 [3] (0:12.08)	0:36.35 [4] (0:11.85)	0:24.50 [4] (0:11.72)	0:36.35	+6
9	11 <b>SEEFELD</b> Jaden Lloyd	8	63.7	0:11.51	1:38.36 [9] (0:14.86)	1:23.50 [10] (0:11.70)	1:11.80 [10] (0:12.08)	0:59.72 [10] (0:12.14)	0:47.58 [10] (0:11.87)	0:35.71 [10] (0:11.51)	0:24.20 [10] (0:11.53)	0:35.71	-6
10	1 <b>REJOICED</b> Jake Molloy	1	64.8	0:11.53	1:38.40 [10] (0:13.79)	1:24.61 [4] (0:11.53)	1:13.08 [4] (0:12.28)	1:00.80 [4] (0:12.16)	0:48.64 [4] (0:11.95)	0:36.69 [3] (0:11.81)	0:24.88 [3] (0:11.82)	0:36.69	-7

Scratched: Beaufort Park (#5), Hype (#2)

[ ] Ranking at each section and finish  
 -:-:- No data available at this section  
 NA No data available

SCN Saddle cloth number  
 DNF Did not finish  
 DNT Did not track



# Eagle Farm QLD Professional

## Race 9: GALLOPERS SPORTS CLUB BENCHMARK 78 Handicap - 1600m

05 August 2023 - 16:23



BRISBANE  
RACING CLUB

Track Rating: Soft 5, Weather: Fine, Rail Position: +5m Entire Course

Section							200m			Last 600m
Field Times							0:12.41 (0:12.41)			0:36.04
Rank	TAB	Horse/Jockey	Barrier	Top Speed [km/h]	Fastest Section	Margin			Distance Travelled [m]	
1	12	<b>AQUA ALTA</b> Mark Du Plessis	12	65.6 Overall	0:11.47 1400m	0:12.41 [1] (0:12.41)	1:37.15		0:35.72	
2	8	<b>TITANIUM</b> Justin Huxtable	6	66.4 400m	0:11.08 400m	0:12.29 [3] (0:12.29)	1.18L		0:35.00 -5	
3	10	<b>WEGO BAM</b> Samantha Collett	7	66.8 400m	0:11.35 400m	0:12.08 [8] (0:12.08)	2.28L		0:34.96 +0	
4	3	<b>HOSTAGE OF WAR</b> Melea Castle	11	66.6 1400m	0:11.41 1400m	0:13.00 [2] (0:13.00)	4.87L		0:36.86 -5	
5	9	<b>PHILIPSBURG</b> Kyle Wilson-Taylor	3	64.2 Overall	0:11.60 1400m	0:12.57 [7] (0:12.57)	4.98L		0:35.98 +1	
6	7	<b>REDWOOD SHADOW</b> James Orman	5	64.4 400m	0:11.56 400m	0:12.45 [9] (0:12.45)	5.2L		0:35.71 -1	
7	4	<b>SAVOURY</b> Damien Thornton	2	64.4 Overall	0:11.53 400m	0:12.73 [4] (0:12.73)	5.3L		0:36.02 -4	
8	6	<b>NISHIKORI</b> Ben Thompson	9	65.5 Overall	0:11.51 1400m	0:12.78 [5] (0:12.78)	5.64L		0:36.35 +6	
9	11	<b>SEEFELD</b> Jaden Lloyd	8	63.7 400m	0:11.51 600m	0:12.67 [10] (0:12.67)	7.13L		0:35.71 -6	
10	1	<b>REJOICED</b> Jake Molloy	1	64.8 1400m	0:11.53 1400m	0:13.06 [6] (0:13.06)	7.39L		0:36.69 -7	

Scratched: Beaufort Park (#5), Hype (#2)

Report Created: Sat 5 August 2023 16:42 GMT+10 (Note: Timing is based on position data)

Page 2/12

[ ] Ranking at each section and finish  
 -:-:- No data available at this section  
 NA No data available

SCN Saddle cloth number  
 DNF Did not finish  
 DNT Did not track

data processed by TRIPLESDATA



Horse/Jockey Name	Aqua Alta
Final Rank	1
Fastest Section Time (Section)	0:11.47 (1400m)
Top Speed [km/h] (Section)	65.6 (Overall)
Race State	Finished

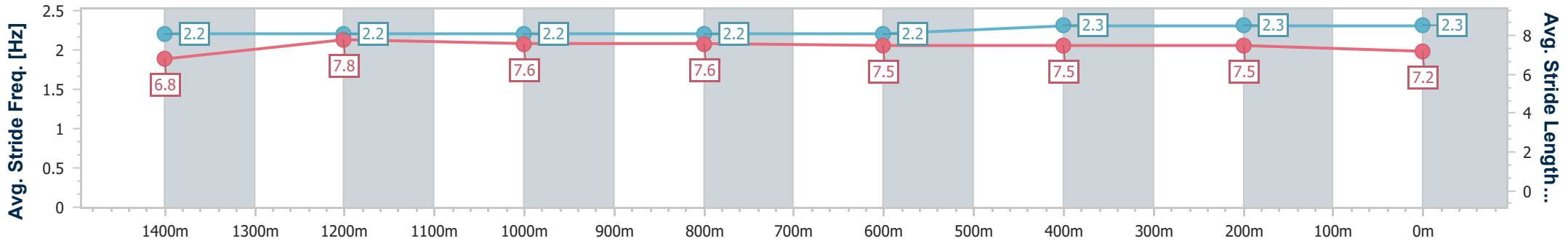
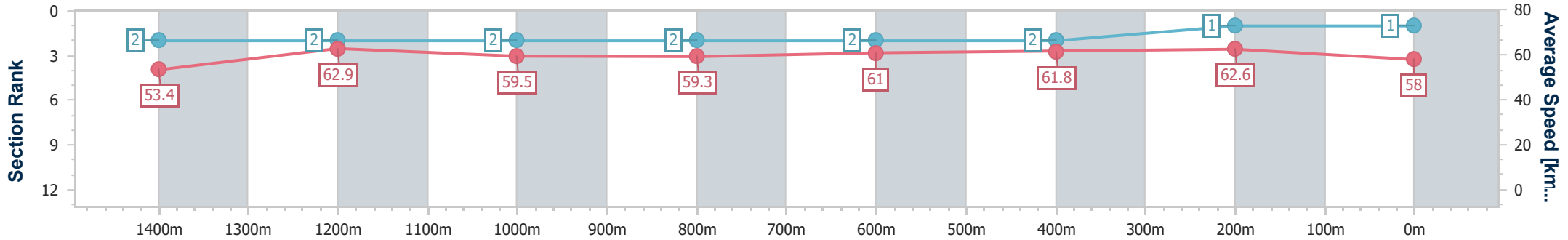


Eagle Farm QLD Professional  
 Race 9: GALLOPERS SPORTS CLUB BENCHMARK 78  
 Handicap - 1600m  
 05 August 2023 - 16:23  
 Track Rating: Soft 5, Weather: Fine, Rail Position: +5m Entire Course



BRISBANE  
 RACING CLUB

Section	Overall	1400m	1200m	1000m	800m	600m	400m	200m						
Section Times	1:37.15 [1] (0:13.55)	1:23.60 [2] (0:11.47)	1:12.13 [2] (0:12.12)	1:00.01 [2] (0:12.28)	0:47.73 [2] (0:12.01)	0:35.72 [2] (0:11.82)	0:23.90 [2] (0:11.49)	0:12.41 [1] (0:12.41)						
Average Speed [km/h]	53.4	62.9	59.5	59.3	61.0	61.8	62.6	58.0						
Top Speed [km/h]	65.6	64.6	61.0	60.5	61.7	64.2	64.2	61.1						
Avg. Dist. to Rail [m]	10.8	1.8	2.0	2.4	3.5	3.1	3.9	2.5						
Avg. Stride Freq. [Hz]	2.2	2.2	2.2	2.2	2.2	2.3	2.3	2.3						
Avg. Stride Length [m]	6.8	7.8	7.6	7.6	7.5	7.5	7.5	7.2						



- [ ] Ranking at each section and finish
- .-.- No data available at this section
- NA No data available



Horse/Jockey Name	Titanium
Final Rank	2
Fastest Section Time (Section)	0:11.08 (400m)
Top Speed [km/h] (Section)	66.4 (400m)
Race State	Finished

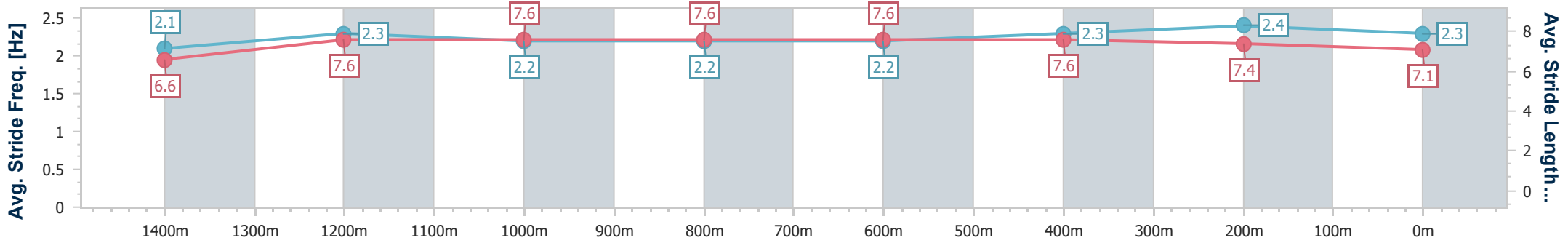
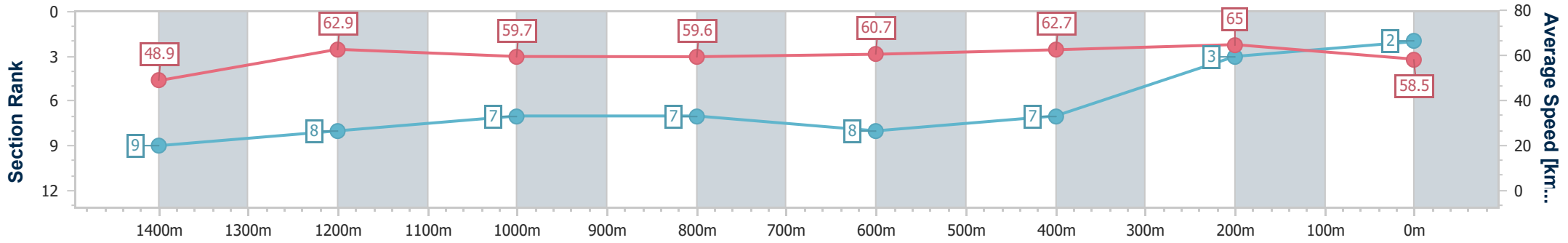


Eagle Farm QLD Professional  
 Race 9: GALLOPERS SPORTS CLUB BENCHMARK 78  
 Handicap - 1600m  
 05 August 2023 - 16:23  
 Track Rating: Soft 5, Weather: Fine, Rail Position: +5m Entire Course



BRISBANE  
 RACING CLUB

Section	Overall	1400m	1200m	1000m	800m	600m	400m	200m
Section Times	1:37.35 [2] (0:14.73)	1:22.62 [9] (0:11.48)	1:11.14 [8] (0:12.04)	0:59.10 [7] (0:12.16)	0:46.94 [7] (0:11.94)	0:35.00 [8] (0:11.63)	0:23.37 [7] (0:11.08)	0:12.29 [3] (0:12.29)
Average Speed [km/h]	48.9	62.9	59.7	59.6	60.7	62.7	65.0	58.5
Top Speed [km/h]	62.9	64.2	62.4	60.6	62.2	65.9	66.4	63.1
Avg. Dist. to Rail [m]	5.5	0.7	0.4	1.1	1.8	2.0	3.4	1.9
Avg. Stride Freq. [Hz]	2.1	2.3	2.2	2.2	2.2	2.3	2.4	2.3
Avg. Stride Length [m]	6.6	7.6	7.6	7.6	7.6	7.6	7.4	7.1



- [ ] Ranking at each section and finish
- .-.- No data available at this section
- NA No data available



Horse/Jockey Name	Wegobam
Final Rank	3
Fastest Section Time (Section)	0:11.35 (400m)
Top Speed [km/h] (Section)	66.8 (400m)
Race State	Finished

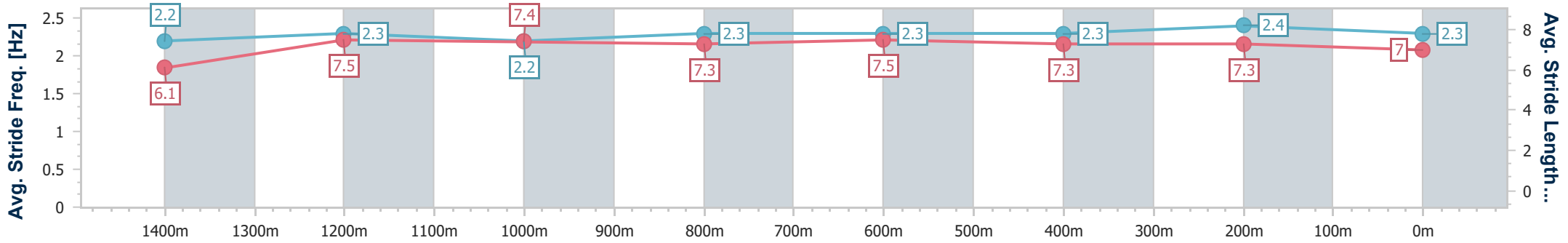
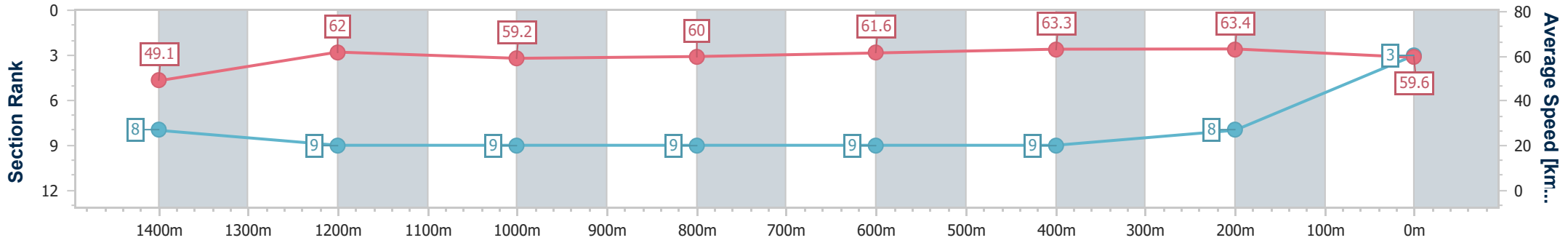


Eagle Farm QLD Professional  
 Race 9: GALLOPERS SPORTS CLUB BENCHMARK 78  
 Handicap - 1600m  
 05 August 2023 - 16:23  
 Track Rating: Soft 5, Weather: Fine, Rail Position: +5m Entire Course



BRISBANE  
 RACING CLUB

Section	Overall	1400m	1200m	1000m	800m	600m	400m	200m
Section Times	1:37.53 [3] (0:14.68)	1:22.85 [8] (0:11.65)	1:11.20 [9] (0:12.18)	0:59.02 [9] (0:12.19)	0:46.83 [9] (0:11.87)	0:34.96 [9] (0:11.53)	0:23.43 [9] (0:11.35)	0:12.08 [8] (0:12.08)
Average Speed [km/h]	49.1	62.0	59.2	60.0	61.6	63.3	63.4	59.6
Top Speed [km/h]	64.2	63.9	60.8	62.1	62.5	66.7	66.8	62.4
Avg. Dist. to Rail [m]	7.2	2.2	2.5	2.9	3.7	2.3	6.6	5.5
Avg. Stride Freq. [Hz]	2.2	2.3	2.2	2.3	2.3	2.3	2.4	2.3
Avg. Stride Length [m]	6.1	7.5	7.4	7.3	7.5	7.3	7.3	7.0



- [ ] Ranking at each section and finish
- .-.- No data available at this section
- NA No data available



Horse/Jockey Name	Hostage Of War
Final Rank	4
Fastest Section Time (Section)	0:11.41 (1400m)
Top Speed [km/h] (Section)	66.6 (1400m)
Race State	Finished

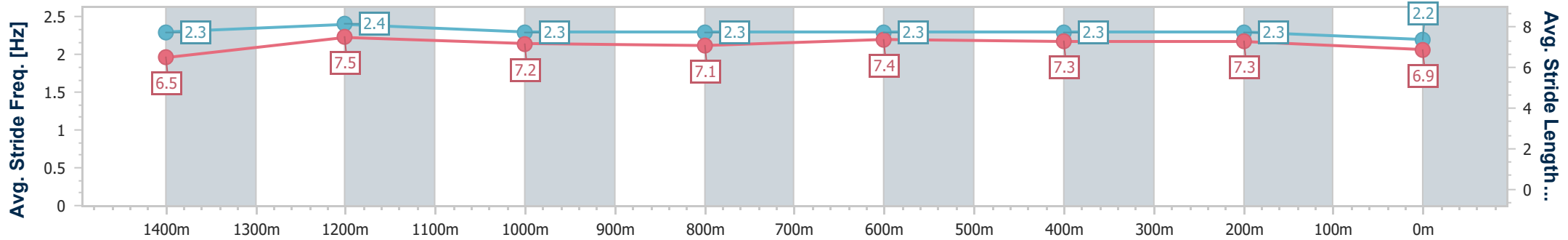
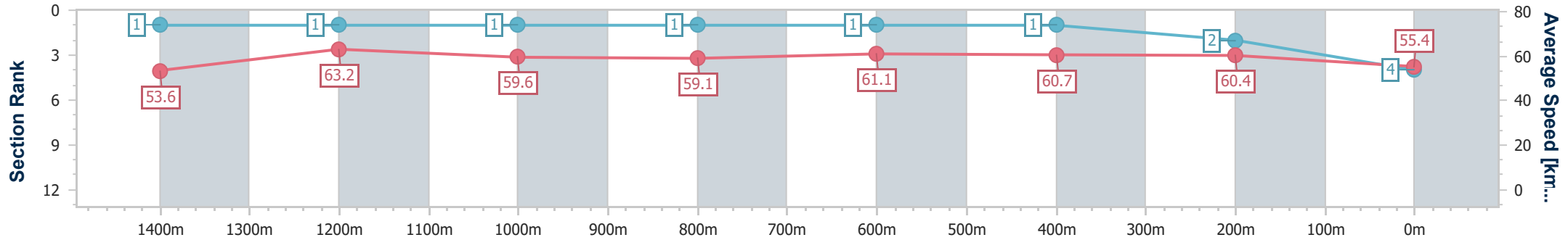


Eagle Farm QLD Professional  
 Race 9: GALLOPERS SPORTS CLUB BENCHMARK 78  
 Handicap - 1600m  
 05 August 2023 - 16:23  
 Track Rating: Soft 5, Weather: Fine, Rail Position: +5m Entire Course



BRISBANE  
 RACING CLUB

Section	Overall	1400m	1200m	1000m	800m	600m	400m	200m						
Section Times	1:37.97 [4] (0:13.49)	1:24.48 [1] (0:11.41)	1:13.07 [1] (0:12.08)	1:00.99 [1] (0:12.30)	0:48.69 [1] (0:11.83)	0:36.86 [1] (0:11.93)	0:24.93 [1] (0:11.93)	0:13.00 [2] (0:13.00)						
Average Speed [km/h]	53.6	63.2	59.6	59.1	61.1	60.7	60.4	55.4						
Top Speed [km/h]	66.4	66.6	61.1	61.0	61.7	61.4	61.8	58.3						
Avg. Dist. to Rail [m]	9.8	1.3	1.5	1.7	1.0	1.1	0.8	0.7						
Avg. Stride Freq. [Hz]	2.3	2.4	2.3	2.3	2.3	2.3	2.3	2.2						
Avg. Stride Length [m]	6.5	7.5	7.2	7.1	7.4	7.3	7.3	6.9						



- [ ] Ranking at each section and finish
- .-.- No data available at this section
- NA No data available



Horse/Jockey Name	Philipsburg
Final Rank	5
Fastest Section Time (Section)	0:11.60 (1400m)
Top Speed [km/h] (Section)	64.2 (Overall)
Race State	Finished

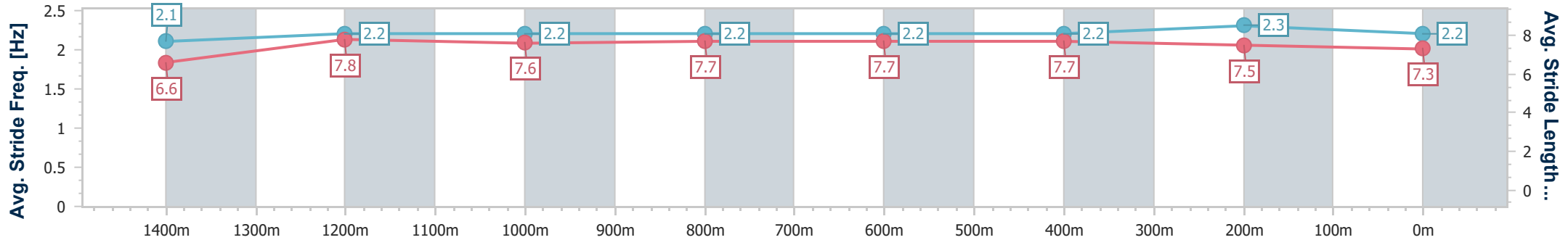
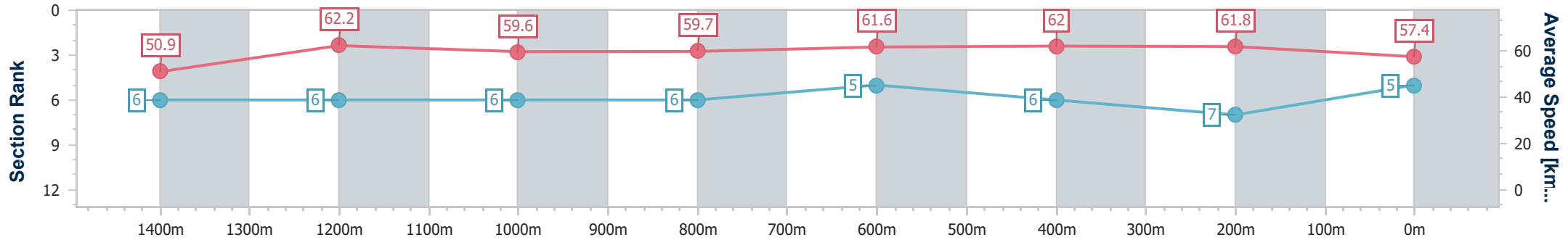


Eagle Farm QLD Professional  
 Race 9: GALLOPERS SPORTS CLUB BENCHMARK 78  
 Handicap - 1600m  
 05 August 2023 - 16:23  
 Track Rating: Soft 5, Weather: Fine, Rail Position: +5m Entire Course



BRISBANE  
 RACING CLUB

Section	Overall	1400m	1200m	1000m	800m	600m	400m	200m
Section Times	1:37.99 [5] (0:14.18)	1:23.81 [6] (0:11.60)	1:12.21 [6] (0:12.13)	1:00.08 [6] (0:12.25)	0:47.83 [6] (0:11.85)	0:35.98 [5] (0:11.79)	0:24.19 [6] (0:11.62)	0:12.57 [7] (0:12.57)
Average Speed [km/h]	50.9	62.2	59.6	59.7	61.6	62.0	61.8	57.4
Top Speed [km/h]	64.2	64.1	62.0	61.1	63.1	63.2	63.7	60.3
Avg. Dist. to Rail [m]	6.7	3.1	3.0	3.4	3.2	2.9	6.8	6.6
Avg. Stride Freq. [Hz]	2.1	2.2	2.2	2.2	2.2	2.2	2.3	2.2
Avg. Stride Length [m]	6.6	7.8	7.6	7.7	7.7	7.7	7.5	7.3



- [ ] Ranking at each section and finish
- .-.- No data available at this section
- NA No data available



Horse/Jockey Name	Redwood Shadow
Final Rank	6
Fastest Section Time (Section)	0:11.56 (400m)
Top Speed [km/h] (Section)	64.4 (400m)
Race State	Finished

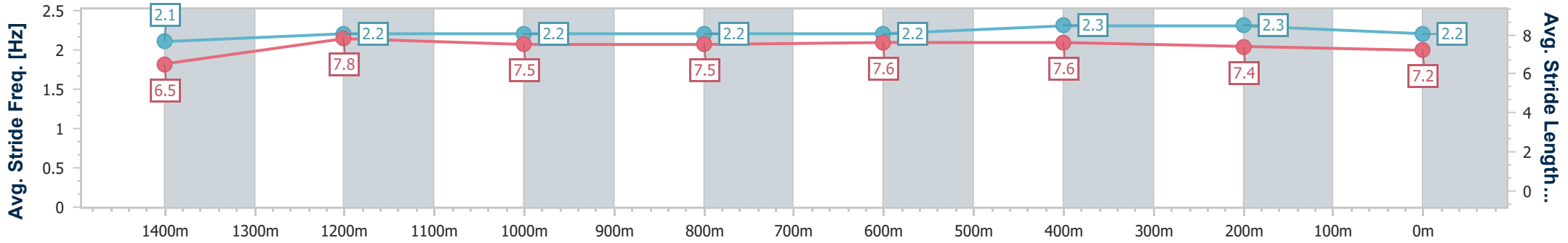
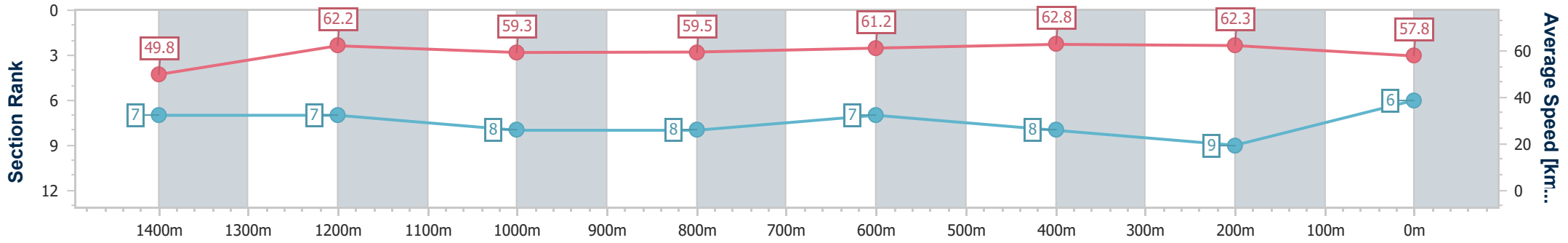


Eagle Farm QLD Professional  
 Race 9: GALLOPERS SPORTS CLUB BENCHMARK 78  
 Handicap - 1600m  
 05 August 2023 - 16:23  
 Track Rating: Soft 5, Weather: Fine, Rail Position: +5m Entire Course



BRISBANE  
 RACING CLUB

Section	Overall	1400m	1200m	1000m	800m	600m	400m	200m
Section Times	1:38.03 [6] (0:14.48)	1:23.55 [7] (0:11.61)	1:11.94 [7] (0:12.17)	0:59.77 [8] (0:12.20)	0:47.57 [8] (0:11.86)	0:35.71 [7] (0:11.70)	0:24.01 [8] (0:11.56)	0:12.45 [9] (0:12.45)
Average Speed [km/h]	49.8	62.2	59.3	59.5	61.2	62.8	62.3	57.8
Top Speed [km/h]	63.2	63.6	61.3	61.5	62.7	63.7	64.4	60.2
Avg. Dist. to Rail [m]	6.8	2.6	2.4	1.8	1.5	4.2	8.8	7.6
Avg. Stride Freq. [Hz]	2.1	2.2	2.2	2.2	2.2	2.3	2.3	2.2
Avg. Stride Length [m]	6.5	7.8	7.5	7.5	7.6	7.6	7.4	7.2



- [ ] Ranking at each section and finish
- .-.- No data available at this section
- NA No data available





Horse/Jockey Name	Savoury
Final Rank	7
Fastest Section Time (Section)	0:11.53 (400m)
Top Speed [km/h] (Section)	64.4 (Overall)
Race State	Finished

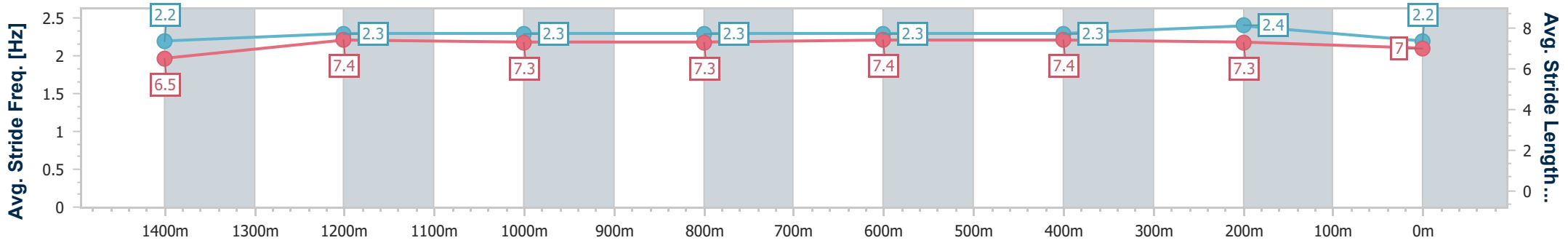
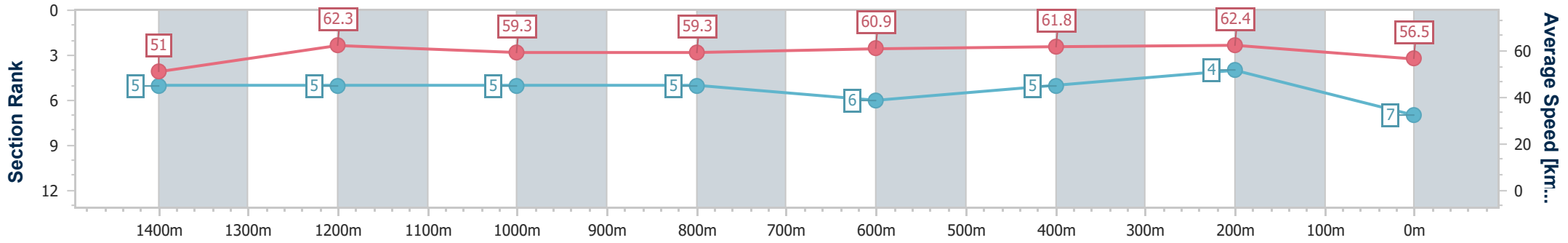


Eagle Farm QLD Professional  
 Race 9: GALLOPERS SPORTS CLUB BENCHMARK 78  
 Handicap - 1600m  
 05 August 2023 - 16:23  
 Track Rating: Soft 5, Weather: Fine, Rail Position: +5m Entire Course



BRISBANE  
 RACING CLUB

Section	Overall	1400m	1200m	1000m	800m	600m	400m	200m						
Section Times	1:38.05 [7] (0:14.15)	1:23.90 [5] (0:11.58)	1:12.32 [5] (0:12.16)	1:00.16 [5] (0:12.23)	0:47.93 [5] (0:11.91)	0:36.02 [6] (0:11.76)	0:24.26 [5] (0:11.53)	0:12.73 [4] (0:12.73)						
Average Speed [km/h]	51.0	62.3	59.3	59.3	60.9	61.8	62.4	56.5						
Top Speed [km/h]	64.4	64.3	60.5	61.1	62.2	64.2	64.0	60.2						
Avg. Dist. to Rail [m]	5.0	1.3	1.3	1.4	1.7	1.9	5.2	4.4						
Avg. Stride Freq. [Hz]	2.2	2.3	2.3	2.3	2.3	2.3	2.4	2.2						
Avg. Stride Length [m]	6.5	7.4	7.3	7.3	7.4	7.4	7.3	7.0						



- [ ] Ranking at each section and finish
- .-.- No data available at this section
- NA No data available



Horse/Jockey Name	Nishikori
Final Rank	8
Fastest Section Time (Section)	0:11.51 (1400m)
Top Speed [km/h] (Section)	65.5 (Overall)
Race State	Finished

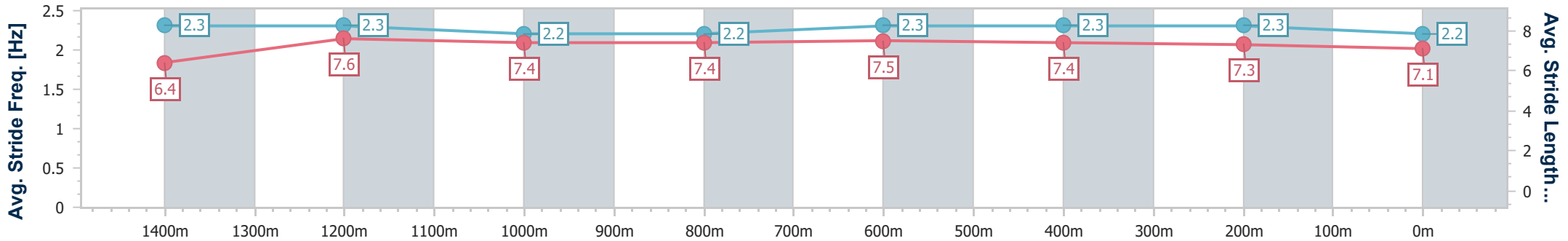
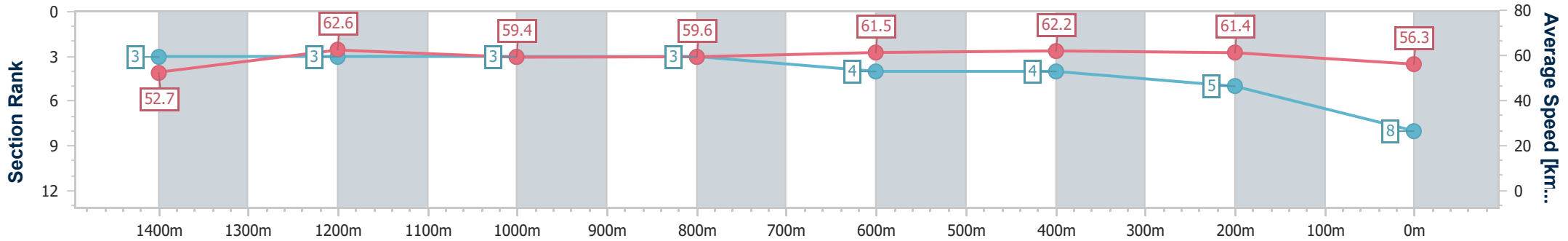


Eagle Farm QLD Professional  
 Race 9: GALLOPERS SPORTS CLUB BENCHMARK 78  
 Handicap - 1600m  
 05 August 2023 - 16:23  
 Track Rating: Soft 5, Weather: Fine, Rail Position: +5m Entire Course



BRISBANE  
 RACING CLUB

Section	Overall	1400m	1200m	1000m	800m	600m	400m	200m						
Section Times	1:38.10 [8] (0:13.71)	1:24.39 [3] (0:11.51)	1:12.88 [3] (0:12.14)	1:00.74 [3] (0:12.31)	0:48.43 [3] (0:12.08)	0:36.35 [4] (0:11.85)	0:24.50 [4] (0:11.72)	0:12.78 [5] (0:12.78)						
Average Speed [km/h]	52.7	62.6	59.4	59.6	61.5	62.2	61.4	56.3						
Top Speed [km/h]	65.5	65.2	60.4	61.1	62.2	64.3	64.3	60.1						
Avg. Dist. to Rail [m]	8.0	1.4	2.3	4.3	6.5	4.7	5.6	3.1						
Avg. Stride Freq. [Hz]	2.3	2.3	2.2	2.2	2.3	2.3	2.3	2.2						
Avg. Stride Length [m]	6.4	7.6	7.4	7.4	7.5	7.4	7.3	7.1						



- [ ] Ranking at each section and finish
- .-.- No data available at this section
- NA No data available



Horse/Jockey Name	Seefeld
Final Rank	9
Fastest Section Time (Section)	0:11.51 (600m)
Top Speed [km/h] (Section)	63.7 (400m)
Race State	Finished

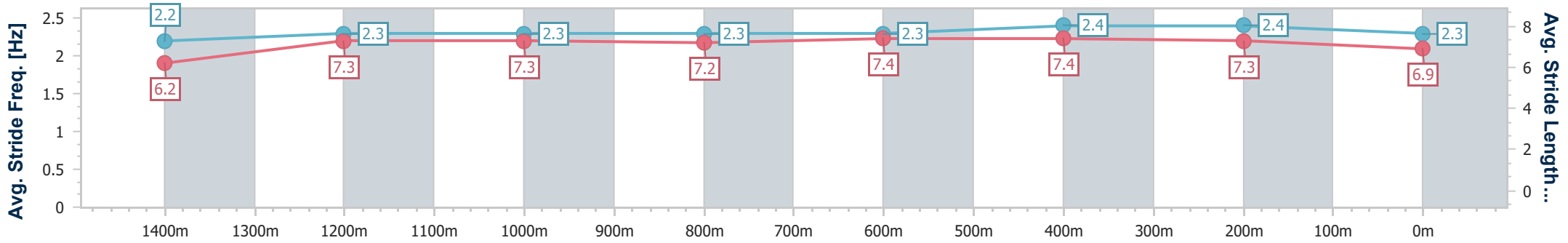
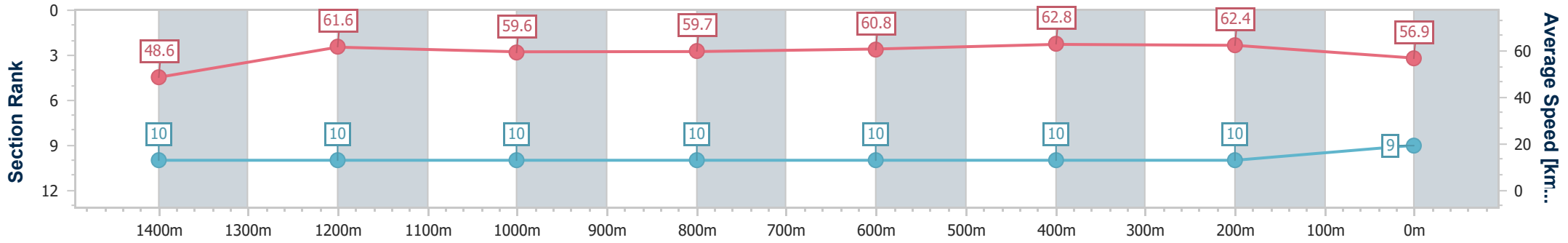


Eagle Farm QLD Professional  
 Race 9: GALLOPERS SPORTS CLUB BENCHMARK 78  
 Handicap - 1600m  
 05 August 2023 - 16:23  
 Track Rating: Soft 5, Weather: Fine, Rail Position: +5m Entire Course



BRISBANE  
 RACING CLUB

Section	Overall	1400m	1200m	1000m	800m	600m	400m	200m						
Section Times	1:38.36 [9] (0:14.86)	1:23.50 [10] (0:11.70)	1:11.80 [10] (0:12.08)	0:59.72 [10] (0:12.14)	0:47.58 [10] (0:11.87)	0:35.71 [10] (0:11.51)	0:24.20 [10] (0:11.53)	0:12.67 [10] (0:12.67)						
Average Speed [km/h]	48.6	61.6	59.6	59.7	60.8	62.8	62.4	56.9						
Top Speed [km/h]	62.5	63.3	62.2	61.1	62.0	63.7	63.7	61.1						
Avg. Dist. to Rail [m]	8.1	2.0	1.8	1.0	0.5	0.8	2.5	0.8						
Avg. Stride Freq. [Hz]	2.2	2.3	2.3	2.3	2.3	2.4	2.4	2.3						
Avg. Stride Length [m]	6.2	7.3	7.3	7.2	7.4	7.4	7.3	6.9						



- [ ] Ranking at each section and finish
- .-.- No data available at this section
- NA No data available



Horse/Jockey Name	Rejoiced
Final Rank	10
Fastest Section Time (Section)	0:11.53 (1400m)
Top Speed [km/h] (Section)	64.8 (1400m)
Race State	Finished

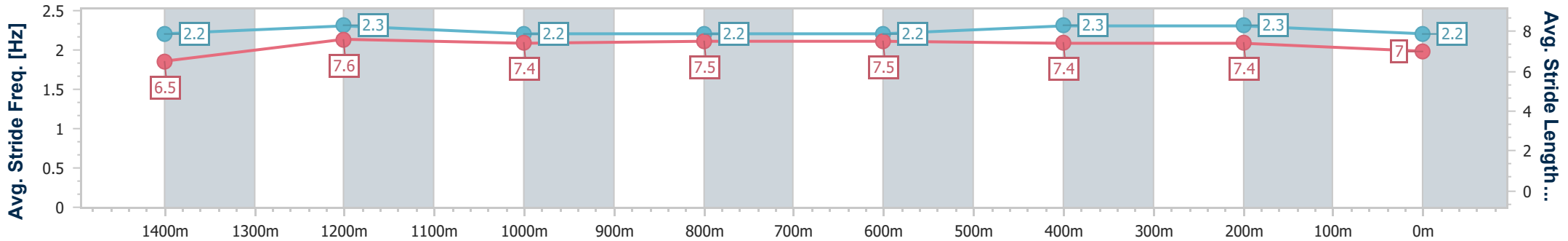
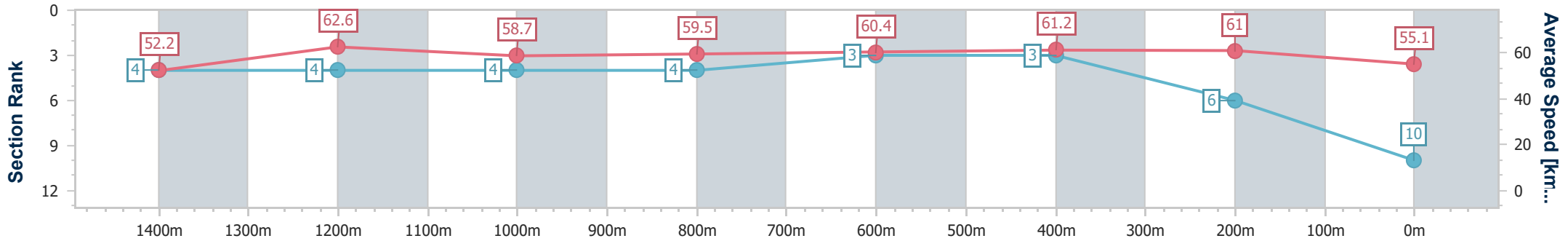


Eagle Farm QLD Professional  
 Race 9: GALLOPERS SPORTS CLUB BENCHMARK 78  
 Handicap - 1600m  
 05 August 2023 - 16:23  
 Track Rating: Soft 5, Weather: Fine, Rail Position: +5m Entire Course



BRISBANE  
 RACING CLUB

Section	Overall	1400m	1200m	1000m	800m	600m	400m	200m
Section Times	1:38.40 [10] (0:13.79)	1:24.61 [4] (0:11.53)	1:13.08 [4] (0:12.28)	1:00.80 [4] (0:12.16)	0:48.64 [4] (0:11.95)	0:36.69 [3] (0:11.81)	0:24.88 [3] (0:11.82)	0:13.06 [6] (0:13.06)
Average Speed [km/h]	52.2	62.6	58.7	59.5	60.4	61.2	61.0	55.1
Top Speed [km/h]	64.6	64.8	59.7	60.8	61.5	62.9	62.8	58.4
Avg. Dist. to Rail [m]	5.1	2.4	2.1	0.9	1.0	1.0	2.1	1.3
Avg. Stride Freq. [Hz]	2.2	2.3	2.2	2.2	2.2	2.3	2.3	2.2
Avg. Stride Length [m]	6.5	7.6	7.4	7.5	7.5	7.4	7.4	7.0



- [ ] Ranking at each section and finish
- .-.- No data available at this section
- NA No data available