

# Toowoomba QLD Professional

## Race 5: FOCUS HR Maiden Handicap - 1100m

05 August 2023 - 19:39



Track Rating: Good 4 , Weather: Fine , Rail Position: +3m Entire

Section		Field Times											Last 600m					
		Overall	1000m	800m	600m	400m	200m						0:36.23					
		1:08.44 (0:08.48)	0:59.96 (0:11.53)	0:48.43 (0:12.20)	0:36.23 (0:12.20)	0:24.03 (0:11.96)	0:12.07 (0:12.07)											
Rank	TAB	Horse/Jockey	Barrier	Top Speed [km/h]	Fastest Section												Margin	Distance Travelled [m]
1	4	<b>DUCHESS OF MILAN</b> Alisha Donald	11	64.6 1000m	0:08.56 Overall	1:08.44 [1] (0:08.56)	0:59.88 [3] (0:11.45)	0:48.43 [1] (0:12.20)	0:36.23 [1] (0:12.20)	0:24.03 [1] (0:11.99)	0:12.04 [2] (0:12.04)	1:08.44	0:36.23					
2	11	<b>EXCLUSIVE DROP</b> Nozi Tomizawa	8	62.6 1000m	0:08.51 Overall	1:08.44 [2] (0:08.51)	0:59.93 [2] (0:11.82)	0:48.11 [2] (0:12.13)	0:35.98 [2] (0:12.17)	0:23.81 [2] (0:11.74)	0:12.07 [1] (0:12.07)	0.1L	0:35.98	+3				
3	13	<b>MOTION SENSOR</b> Shannon Apthorpe	1	62.9 400m	0:08.82 Overall	1:08.78 [3] (0:08.82)	0:59.96 [7] (0:11.98)	0:47.98 [6] (0:12.17)	0:35.81 [6] (0:12.17)	0:23.64 [5] (0:11.82)	0:11.82 [5] (0:11.82)	2.1L	0:35.81	+2				
4	7	<b>THE WHITE MOUSE</b> Morgan Butler	4	62.7 1000m	0:08.59 Overall	1:08.92 [4] (0:08.59)	1:00.33 [4] (0:12.00)	0:48.33 [5] (0:12.10)	0:36.23 [4] (0:12.26)	0:23.97 [4] (0:11.92)	0:12.05 [3] (0:12.05)	2.9L	0:36.23	+3				
5	10	<b>BRONZE MEMORY</b> Sariah Champkin	6	63.5 400m	0:09.37 Overall	1:08.93 [5] (0:09.37)	0:59.56 [9] (0:11.91)	0:47.65 [9] (0:11.93)	0:35.72 [8] (0:12.31)	0:23.41 [9] (0:11.65)	0:11.76 [7] (0:11.76)	3L	0:35.72	+0				
6	9	<b>OAKVALE LASS</b> Cecily Eaton	7	62.6 1000m	0:08.99 Overall	1:09.32 [6] (0:08.99)	1:00.33 [8] (0:12.06)	0:48.27 [8] (0:12.18)	0:36.09 [9] (0:12.03)	0:24.06 [7] (0:11.90)	0:12.16 [6] (0:12.16)	5.3L	0:36.09	+6				
7	6	<b>RUIHI</b> Kenji Yoshida	3	62.0 1000m	0:08.48 Overall	1:09.34 [7] (0:08.48)	1:00.86 [1] (0:11.87)	0:48.99 [3] (0:12.23)	0:36.76 [3] (0:12.28)	0:24.48 [3] (0:12.03)	0:12.45 [4] (0:12.45)	5.4L	0:36.76	+2				
8	5	<b>PINK HOUSES</b> Jake Molloy	5	61.4 1000m	0:08.76 Overall	1:09.62 [8] (0:08.76)	1:00.86 [6] (0:12.05)	0:48.81 [7] (0:12.21)	0:36.60 [7] (0:12.43)	0:24.17 [8] (0:12.17)	0:12.00 [9] (0:12.00)	6.9L	0:36.60	+6				
9	2	<b>SMOKIN' DE QUO</b> Nathan Thomas	2	61.9 1000m	0:08.74 Overall	1:09.64 [9] (0:08.74)	1:00.90 [5] (0:11.83)	0:49.07 [4] (0:12.19)	0:36.88 [5] (0:12.43)	0:24.45 [6] (0:12.04)	0:12.41 [8] (0:12.41)	7L	0:36.88	+0				

Scratched: Bronx Bomber (#1), Weluvya (#3), Doona (#8), Kingdom Reign (#12)



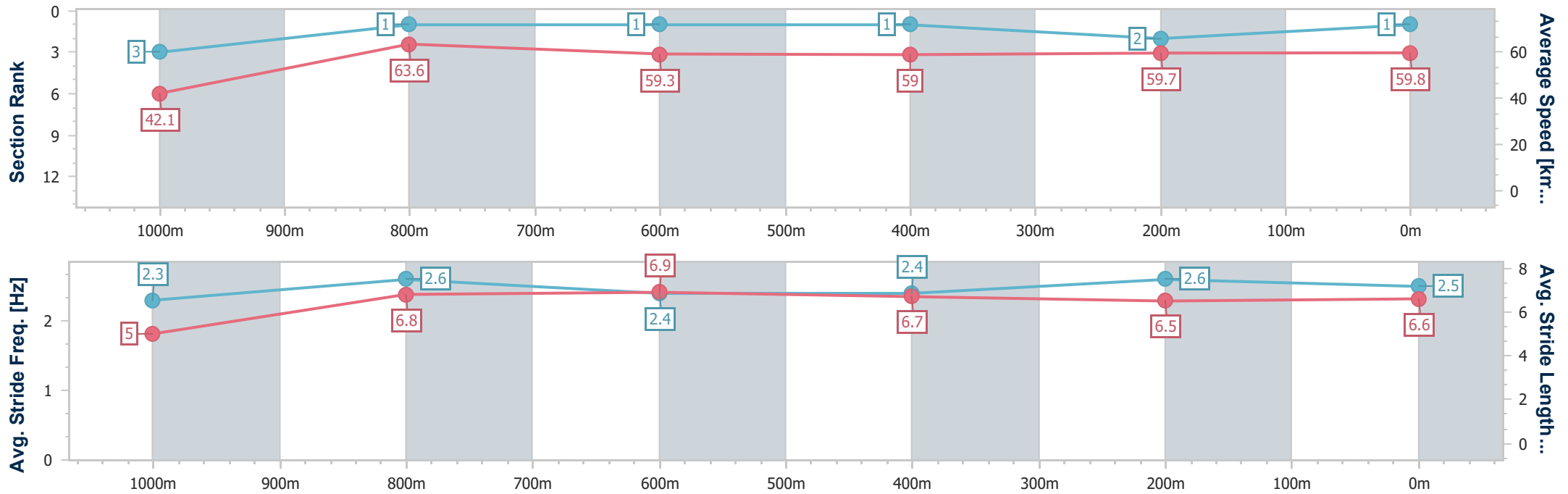
Horse/Jockey Name	Duchess Of Milan
Final Rank	1
Fastest Section Time (Section)	0:08.56 (Overall)
Top Speed [km/h] (Section)	64.6 (1000m)
Race State	Finished



Toowoomba QLD Professional  
 Race 5: FOCUS HR Maiden Handicap - 1100m  
 05 August 2023 - 19:39  
 Track Rating: Good 4 , Weather: Fine , Rail Position: +3m Entire



Section	Overall	1000m	800m	600m	400m	200m
Section Times	1:08.44 [1] (0:08.56)	0:59.88 [3] (0:11.45)	0:48.43 [1] (0:12.20)	0:36.23 [1] (0:12.20)	0:24.03 [1] (0:11.99)	0:12.04 [2] (0:12.04)
Average Speed [km/h]	42.1	63.6	59.3	59.0	59.7	59.8
Top Speed [km/h]	63.3	64.6	61.2	59.9	61.7	60.7
Avg. Dist. to Rail [m]	9.2	3.7	1.2	0.7	1.7	1.1
Avg. Stride Freq. [Hz]	2.3	2.6	2.4	2.4	2.6	2.5
Avg. Stride Length [m]	5.0	6.8	6.9	6.7	6.5	6.6



- [ ] Ranking at each section and finish
- .-.- No data available at this section
- NA No data available



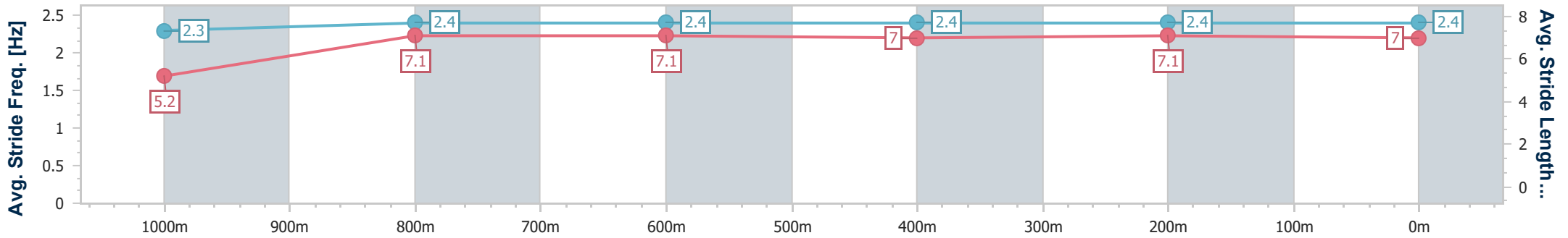
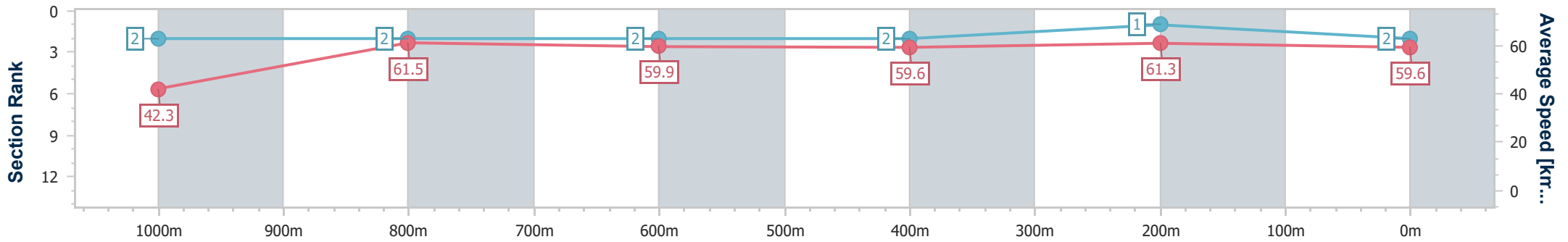
Horse/Jockey Name	Exclusive Drop
Final Rank	2
Fastest Section Time (Section)	0:08.51 (Overall)
Top Speed [km/h] (Section)	62.6 (1000m)
Race State	Finished



Toowoomba QLD Professional  
 Race 5: FOCUS HR Maiden Handicap - 1100m  
 05 August 2023 - 19:39  
 Track Rating: Good 4 , Weather: Fine , Rail Position: +3m Entire



Section	Overall	1000m	800m	600m	400m	200m
Section Times	1:08.44 [2] (0:08.51)	0:59.93 [2] (0:11.82)	0:48.11 [2] (0:12.13)	0:35.98 [2] (0:12.17)	0:23.81 [2] (0:11.74)	0:12.07 [1] (0:12.07)
Average Speed [km/h]	42.3	61.5	59.9	59.6	61.3	59.6
Top Speed [km/h]	61.7	62.6	61.1	60.6	62.5	62.1
Avg. Dist. to Rail [m]	8.0	3.0	2.8	1.6	0.5	0.5
Avg. Stride Freq. [Hz]	2.3	2.4	2.4	2.4	2.4	2.4
Avg. Stride Length [m]	5.2	7.1	7.1	7.0	7.1	7.0



- [ ] Ranking at each section and finish
- .-.- No data available at this section
- NA No data available



Horse/Jockey Name	Motion Sensor
Final Rank	3
Fastest Section Time (Section)	0:08.82 (Overall)
Top Speed [km/h] (Section)	62.9 (400m)
Race State	Finished



### Toowoomba QLD Professional

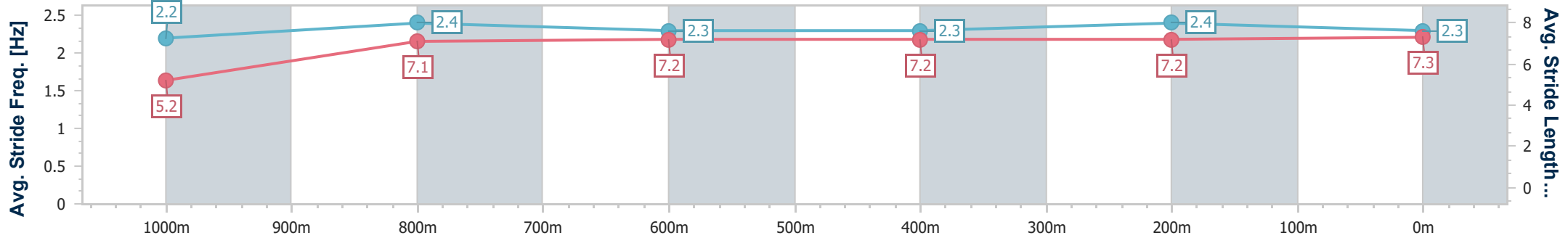
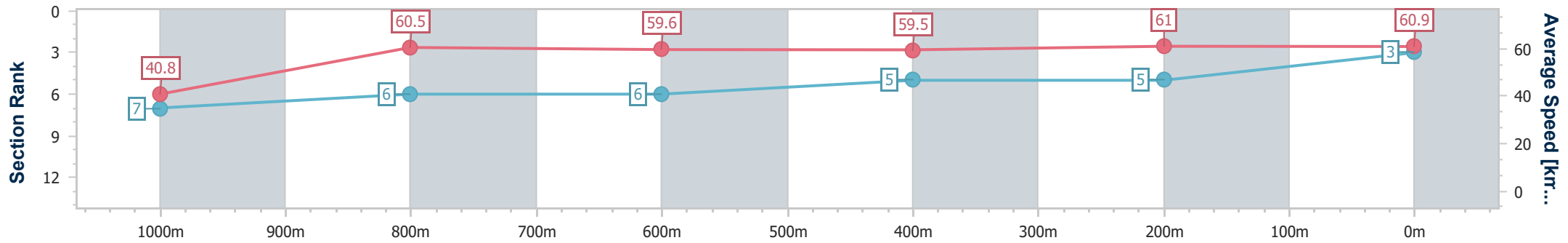
### Race 5: FOCUS HR Maiden Handicap - 1100m

05 August 2023 - 19:39



Track Rating: Good 4 , Weather: Fine , Rail Position: +3m Entire

Section	Overall	1000m	800m	600m	400m	200m
Section Times	1:08.78 [3] (0:08.82)	0:59.96 [7] (0:11.98)	0:47.98 [6] (0:12.17)	0:35.81 [6] (0:12.17)	0:23.64 [5] (0:11.82)	0:11.82 [5] (0:11.82)
Average Speed [km/h]	40.8	60.5	59.6	59.5	61.0	60.9
Top Speed [km/h]	59.5	62.8	62.5	61.8	62.9	62.8
Avg. Dist. to Rail [m]	2.6	1.8	1.7	1.1	1.4	2.4
Avg. Stride Freq. [Hz]	2.2	2.4	2.3	2.3	2.4	2.3
Avg. Stride Length [m]	5.2	7.1	7.2	7.2	7.2	7.3



- [ ] Ranking at each section and finish
- .-.- No data available at this section
- NA No data available



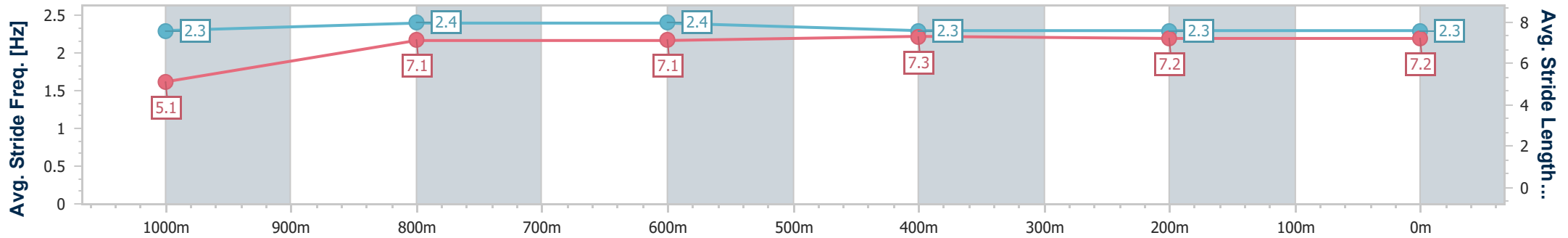
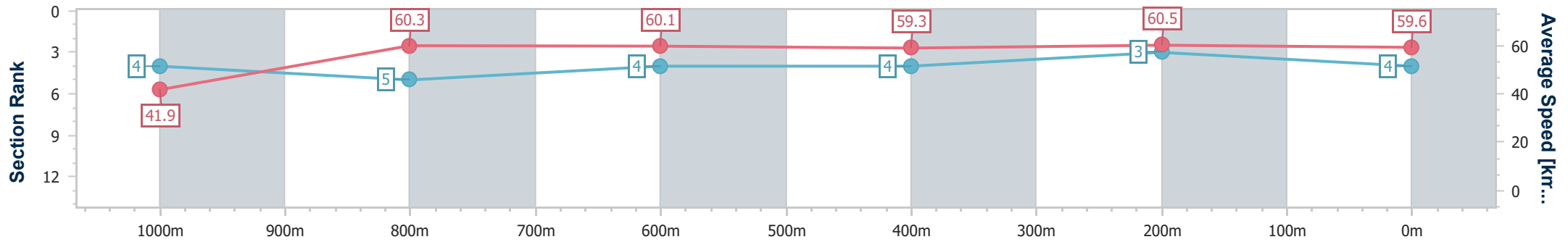
Horse/Jockey Name	The White Mouse
Final Rank	4
Fastest Section Time (Section)	0:08.59 (Overall)
Top Speed [km/h] (Section)	62.7 (1000m)
Race State	Finished



Toowoomba QLD Professional  
 Race 5: FOCUS HR Maiden Handicap - 1100m  
 05 August 2023 - 19:39  
 Track Rating: Good 4 , Weather: Fine , Rail Position: +3m Entire



Section	Overall	1000m	800m	600m	400m	200m
Section Times	1:08.92 [4] (0:08.59)	1:00.33 [4] (0:12.00)	0:48.33 [5] (0:12.10)	0:36.23 [4] (0:12.26)	0:23.97 [4] (0:11.92)	0:12.05 [3] (0:12.05)
Average Speed [km/h]	41.9	60.3	60.1	59.3	60.5	59.6
Top Speed [km/h]	62.2	62.7	62.6	60.7	61.8	61.2
Avg. Dist. to Rail [m]	5.1	2.1	2.8	2.0	0.2	0.2
Avg. Stride Freq. [Hz]	2.3	2.4	2.4	2.3	2.3	2.3
Avg. Stride Length [m]	5.1	7.1	7.1	7.3	7.2	7.2



- [ ] Ranking at each section and finish
- .-.- No data available at this section
- NA No data available



Horse/Jockey Name	Bronze Memory
Final Rank	5
Fastest Section Time (Section)	0:09.37 (Overall)
Top Speed [km/h] (Section)	63.5 (400m)
Race State	Finished



Toowoomba QLD Professional

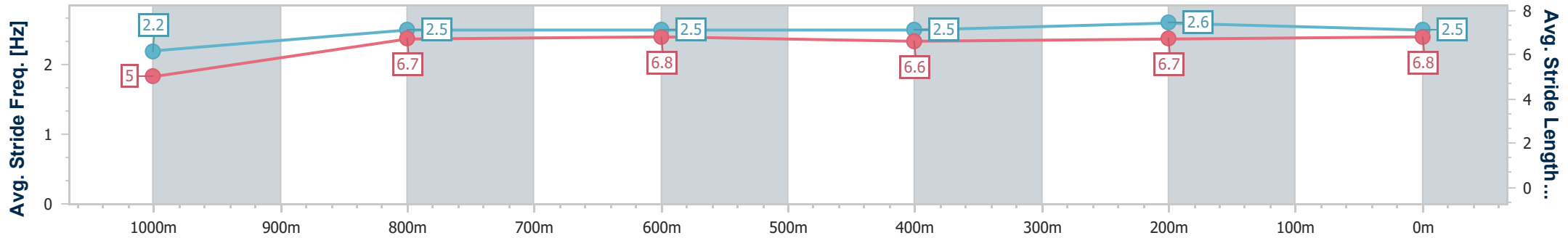
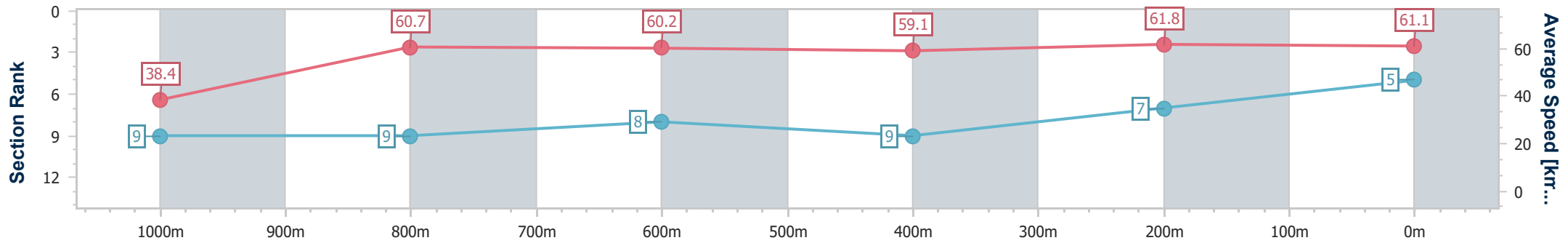
Race 5: FOCUS HR Maiden Handicap - 1100m

05 August 2023 - 19:39



Track Rating: Good 4 , Weather: Fine , Rail Position: +3m Entire

Section	Overall	1000m	800m	600m	400m	200m
Section Times	1:08.93 [5] (0:09.37)	0:59.56 [9] (0:11.91)	0:47.65 [9] (0:11.93)	0:35.72 [8] (0:12.31)	0:23.41 [9] (0:11.65)	0:11.76 [7] (0:11.76)
Average Speed [km/h]	38.4	60.7	60.2	59.1	61.8	61.1
Top Speed [km/h]	58.4	62.4	61.3	61.4	63.5	63.5
Avg. Dist. to Rail [m]	5.0	1.1	0.6	1.9	0.5	2.1
Avg. Stride Freq. [Hz]	2.2	2.5	2.5	2.5	2.6	2.5
Avg. Stride Length [m]	5.0	6.7	6.8	6.6	6.7	6.8



- [ ] Ranking at each section and finish
- .-.- No data available at this section
- NA No data available



Horse/Jockey Name	Oakvale Lass
Final Rank	6
Fastest Section Time (Section)	0:08.99 (Overall)
Top Speed [km/h] (Section)	62.6 (1000m)
Race State	Finished



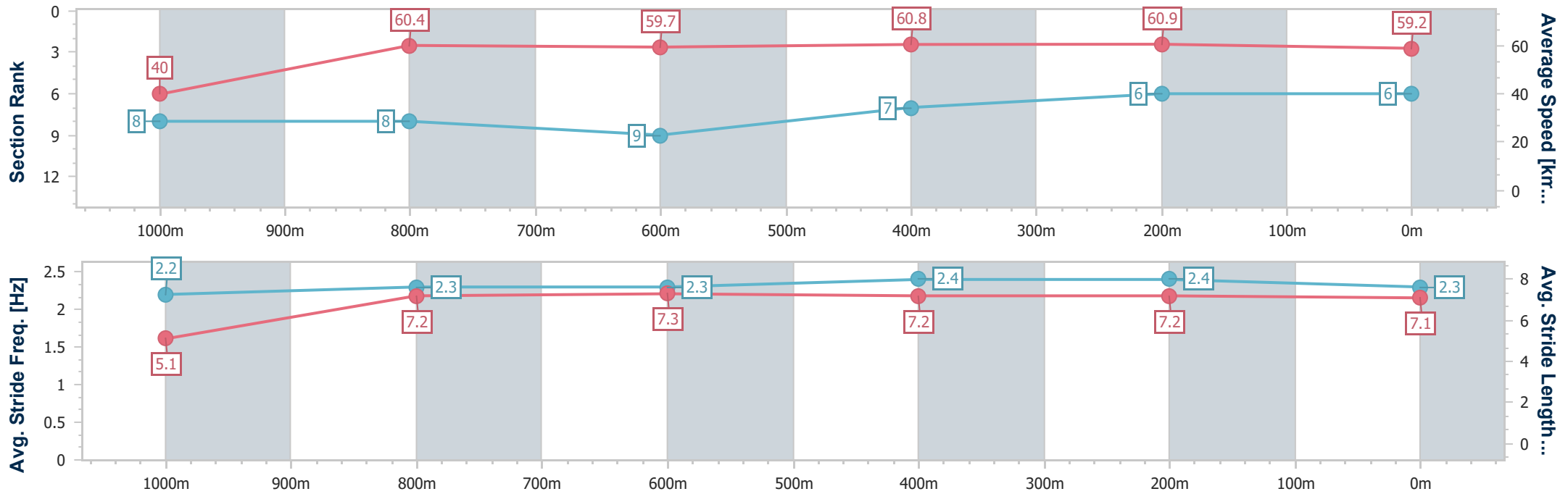
Toowoomba QLD Professional  
Race 5: FOCUS HR Maiden Handicap - 1100m



05 August 2023 - 19:39

Track Rating: Good 4 , Weather: Fine , Rail Position: +3m Entire

Section	Overall	1000m	800m	600m	400m	200m
Section Times	1:09.32 [6] (0:08.99)	1:00.33 [8] (0:12.06)	0:48.27 [8] (0:12.18)	0:36.09 [9] (0:12.03)	0:24.06 [7] (0:11.90)	0:12.16 [6] (0:12.16)
Average Speed [km/h]	40.0	60.4	59.7	60.8	60.9	59.2
Top Speed [km/h]	60.3	62.6	61.1	61.9	62.0	60.7
Avg. Dist. to Rail [m]	7.0	3.0	2.9	2.8	2.3	3.2
Avg. Stride Freq. [Hz]	2.2	2.3	2.3	2.4	2.4	2.3
Avg. Stride Length [m]	5.1	7.2	7.3	7.2	7.2	7.1



- [ ] Ranking at each section and finish
- .-.- No data available at this section
- NA No data available



Horse/Jockey Name	Ruihi
Final Rank	7
Fastest Section Time (Section)	0:08.48 (Overall)
Top Speed [km/h] (Section)	62.0 (1000m)
Race State	Finished



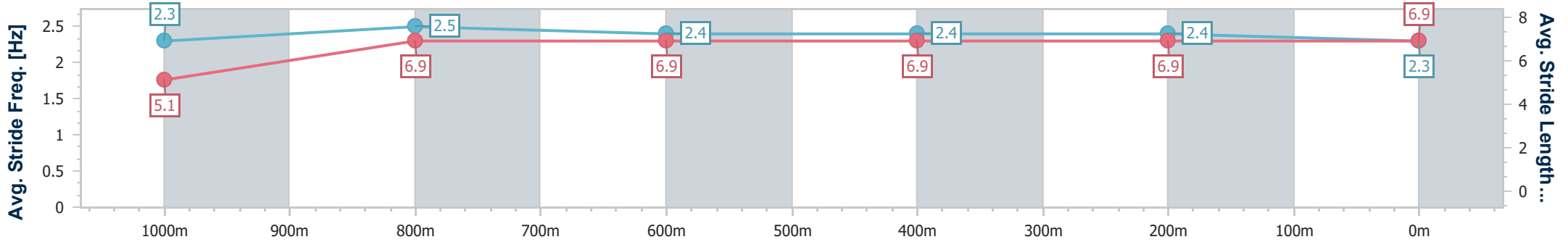
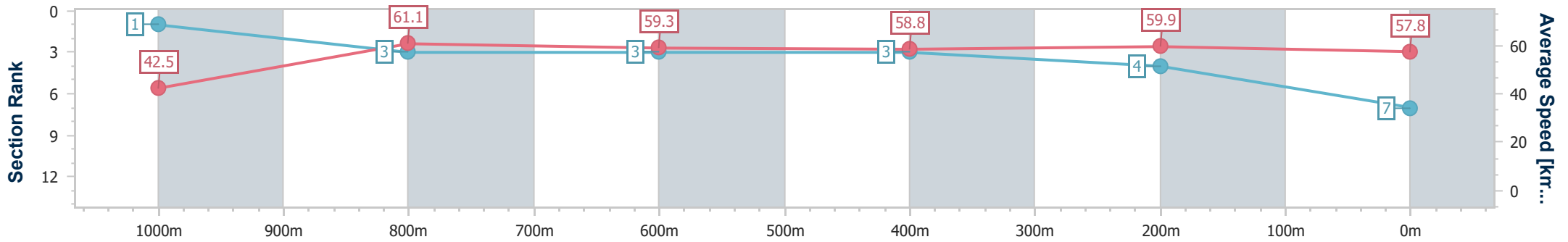
Toowoomba QLD Professional  
Race 5: FOCUS HR Maiden Handicap - 1100m



05 August 2023 - 19:39

Track Rating: Good 4 , Weather: Fine , Rail Position: +3m Entire

Section	Overall	1000m	800m	600m	400m	200m
Section Times	1:09.34 [7] (0:08.48)	1:00.86 [1] (0:11.87)	0:48.99 [3] (0:12.23)	0:36.76 [3] (0:12.28)	0:24.48 [3] (0:12.03)	0:12.45 [4] (0:12.45)
Average Speed [km/h]	42.5	61.1	59.3	58.8	59.9	57.8
Top Speed [km/h]	60.7	62.0	61.1	59.7	61.0	60.4
Avg. Dist. to Rail [m]	4.3	2.3	2.1	0.8	0.7	1.3
Avg. Stride Freq. [Hz]	2.3	2.5	2.4	2.4	2.4	2.3
Avg. Stride Length [m]	5.1	6.9	6.9	6.9	6.9	6.9



- [ ] Ranking at each section and finish
- .-.- No data available at this section
- NA No data available





Horse/Jockey Name	Pink Houses
Final Rank	8
Fastest Section Time (Section)	0:08.76 (Overall)
Top Speed [km/h] (Section)	61.4 (1000m)
Race State	Finished



### Toowoomba QLD Professional

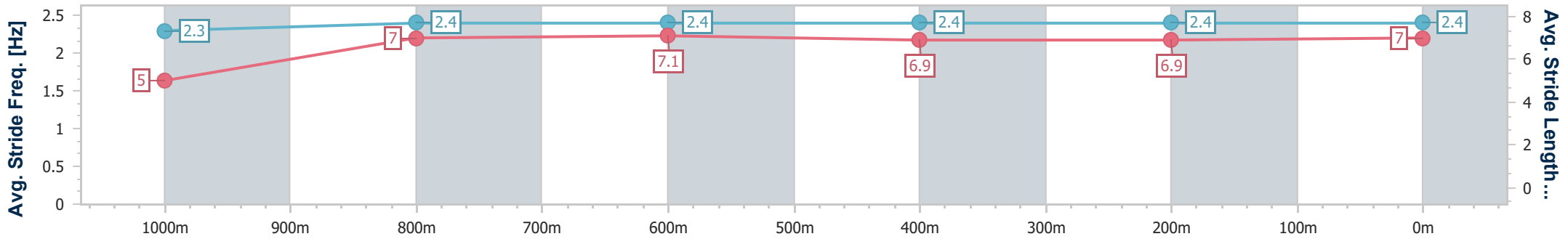
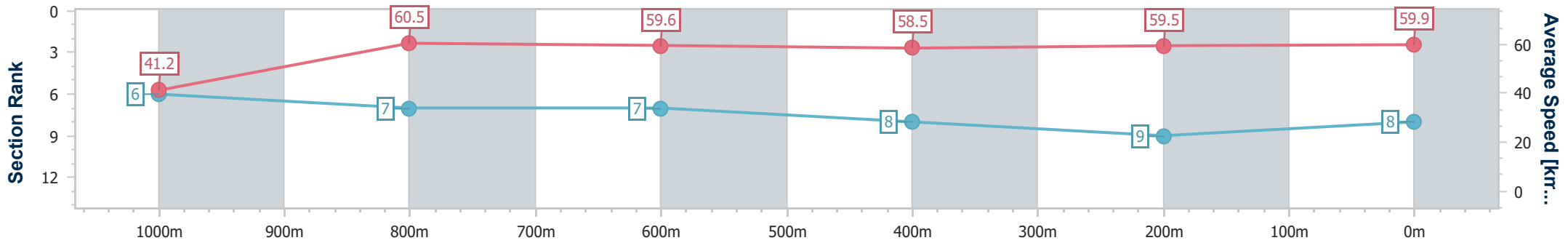
Race 5: FOCUS HR Maiden Handicap - 1100m

05 August 2023 - 19:39



Track Rating: Good 4 , Weather: Fine , Rail Position: +3m Entire

Section	Overall	1000m	800m	600m	400m	200m
Section Times	1:09.62 [8] (0:08.76)	1:00.86 [6] (0:12.05)	0:48.81 [7] (0:12.21)	0:36.60 [7] (0:12.43)	0:24.17 [8] (0:12.17)	0:12.00 [9] (0:12.00)
Average Speed [km/h]	41.2	60.5	59.6	58.5	59.5	59.9
Top Speed [km/h]	60.4	61.4	61.2	60.2	61.2	60.8
Avg. Dist. to Rail [m]	7.3	4.3	3.2	2.0	1.7	3.3
Avg. Stride Freq. [Hz]	2.3	2.4	2.4	2.4	2.4	2.4
Avg. Stride Length [m]	5.0	7.0	7.1	6.9	6.9	7.0



- [ ] Ranking at each section and finish
- .-.- No data available at this section
- NA No data available



Horse/Jockey Name	Smokin' De Quo
Final Rank	9
Fastest Section Time (Section)	0:08.74 (Overall)
Top Speed [km/h] (Section)	61.9 (1000m)
Race State	Finished



Toowoomba QLD Professional

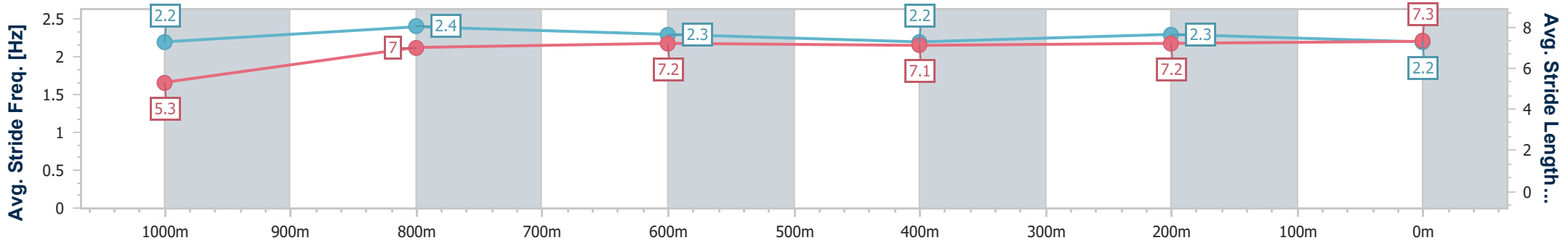
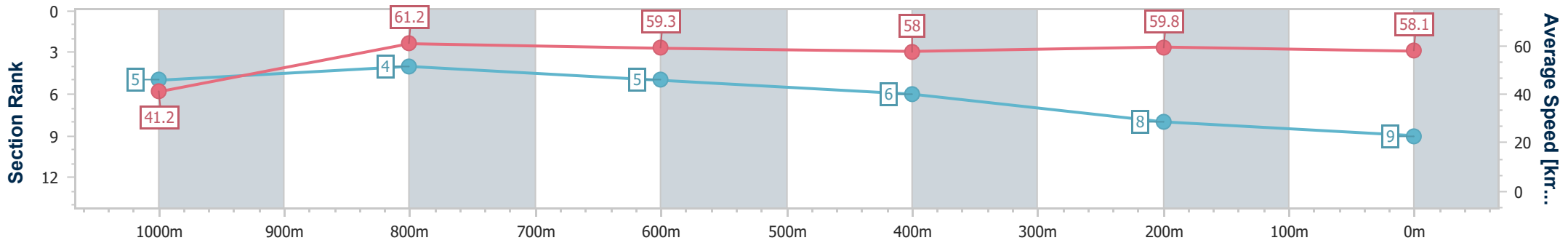
Race 5: FOCUS HR Maiden Handicap - 1100m

05 August 2023 - 19:39



Track Rating: Good 4 , Weather: Fine , Rail Position: +3m Entire

Section	Overall	1000m	800m	600m	400m	200m
Section Times	1:09.64 [9] (0:08.74)	1:00.90 [5] (0:11.83)	0:49.07 [4] (0:12.19)	0:36.88 [5] (0:12.43)	0:24.45 [6] (0:12.04)	0:12.41 [8] (0:12.41)
Average Speed [km/h]	41.2	61.2	59.3	58.0	59.8	58.1
Top Speed [km/h]	61.4	61.9	61.3	59.2	61.1	60.8
Avg. Dist. to Rail [m]	3.6	1.9	1.2	0.3	0.2	1.0
Avg. Stride Freq. [Hz]	2.2	2.4	2.3	2.2	2.3	2.2
Avg. Stride Length [m]	5.3	7.0	7.2	7.1	7.2	7.3



- [ ] Ranking at each section and finish
- .-.- No data available at this section
- NA No data available