



Toowoomba QLD Professional

Race 6: HIGHFIELDS BUILDER Class 3 Handicap - 1100m

05 August 2023 - 20:15



Track Rating: Good 4, Weather: , Rail Position: +3m Entire

Section		Overall	1000m	800m	600m	400m	200m	Last 600m					
Field Times		1:06.68 (0:08.43)	0:58.25 (0:11.32)	0:46.93 (0:11.50)	0:35.43 (0:11.67)	0:23.76 (0:11.76)	0:12.00 (0:12.00)	0:35.43					
Rank	TAB Horse/Jockey	Barrier	Top Speed [km/h]	Fastest Section								Margin	Distance Travelled [m]
1	3 UNCLE BUD Kenji Yoshida	3	65.9 1000m	0:08.59 Overall	1:06.68 [1] (0:08.59)	0:58.09 [4] (0:11.22)	0:46.87 [2] (0:11.44)	0:35.43 [1] (0:11.67)	0:23.76 [1] (0:11.76)	0:12.00 [1] (0:12.00)	1:06.68	0:35.43	
2	6 READY FOR BETTER Dan McGillivray	6	64.7 800m	0:08.51 Overall	1:06.90 [2] (0:08.51)	0:58.39 [2] (0:11.49)	0:46.90 [5] (0:11.45)	0:35.45 [4] (0:11.77)	0:23.68 [5] (0:11.92)	0:11.76 [5] (0:11.76)	1.3L	0:35.45	+1
3	5 WINDJANA Adin Thompson	4	65.2 1000m	0:08.63 Overall	1:06.91 [3] (0:08.63)	0:58.28 [5] (0:11.35)	0:46.93 [4] (0:11.51)	0:35.42 [5] (0:11.64)	0:23.78 [3] (0:11.78)	0:12.00 [2] (0:12.00)	1.4L	0:35.42	+2
4	7 HEART OF MARBLE Alisha Donald	7	64.3 1000m	0:08.67 Overall	1:07.04 [4] (0:08.67)	0:58.37 [6] (0:11.55)	0:46.82 [6] (0:11.47)	0:35.35 [6] (0:11.67)	0:23.68 [6] (0:11.88)	0:11.80 [6] (0:11.80)	2.2L	0:35.35	+3
5	1 DARK HORSE Jake Molloy	2	64.6 1000m	0:08.56 Overall	1:07.06 [5] (0:08.56)	0:58.50 [3] (0:11.39)	0:47.11 [3] (0:11.47)	0:35.64 [3] (0:11.78)	0:23.86 [4] (0:11.89)	0:11.97 [4] (0:11.97)	2.3L	0:35.64	+0
6	2 BOOM BY BY Shannon Aporthe	5	64.2 800m	0:09.06 Overall	1:07.29 [6] (0:09.06)	0:58.23 [7] (0:11.79)	0:46.44 [7] (0:11.46)	0:34.98 [7] (0:11.57)	0:23.41 [7] (0:11.69)	0:11.72 [7] (0:11.72)	3.6L	0:34.98	-3
7	8 CLEARLY GEORGE Karl Zechner	1	65.9 1000m	0:08.43 Overall	1:07.43 [7] (0:08.43)	0:59.00 [1] (0:11.32)	0:47.68 [1] (0:11.52)	0:36.16 [2] (0:11.68)	0:24.48 [2] (0:12.00)	0:12.48 [3] (0:12.48)	4.4L	0:36.16	-6

Scratched: Mandalay Blonde (#4)

[] Ranking at each section and finish
 -:-:- No data available at this section
 NA No data available

SCN Saddle cloth number
 DNF Did not finish
 DNT Did not track



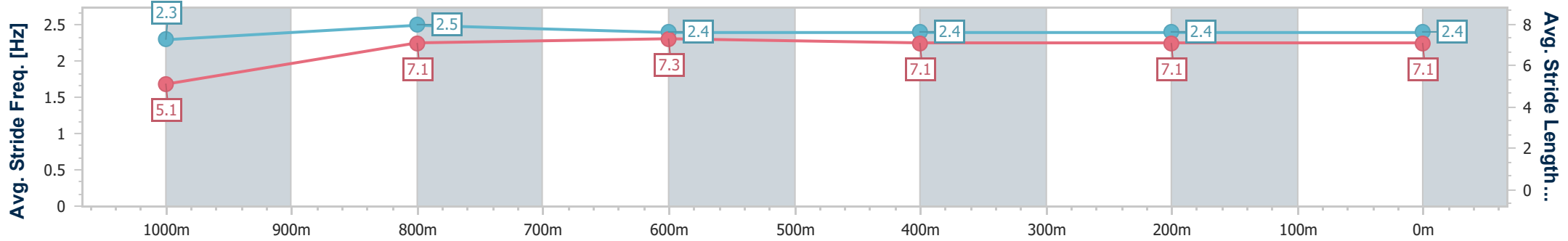
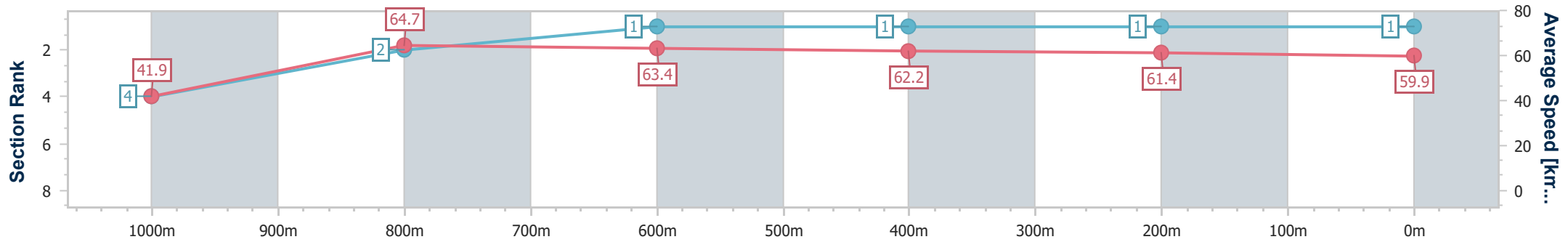
Horse/Jockey Name	Uncle Bud
Final Rank	1
Fastest Section Time (Section)	0:08.59 (Overall)
Top Speed [km/h] (Section)	65.9 (1000m)
Race State	Finished



Toowoomba QLD Professional
 Race 6: HIGHFIELDS BUILDER Class 3 Handicap - 1100m
 05 August 2023 - 20:15
 Track Rating: Good 4, Weather: , Rail Position: +3m Entire



Section	Overall	1000m	800m	600m	400m	200m
Section Times	1:06.68 [1] (0:08.59)	0:58.09 [4] (0:11.22)	0:46.87 [2] (0:11.44)	0:35.43 [1] (0:11.67)	0:23.76 [1] (0:11.76)	0:12.00 [1] (0:12.00)
Average Speed [km/h]	41.9	64.7	63.4	62.2	61.4	59.9
Top Speed [km/h]	63.3	65.9	64.4	63.7	62.2	61.5
Avg. Dist. to Rail [m]	5.3	3.1	2.0	1.7	0.8	0.4
Avg. Stride Freq. [Hz]	2.3	2.5	2.4	2.4	2.4	2.4
Avg. Stride Length [m]	5.1	7.1	7.3	7.1	7.1	7.1



- [] Ranking at each section and finish
- .-.- No data available at this section
- NA No data available



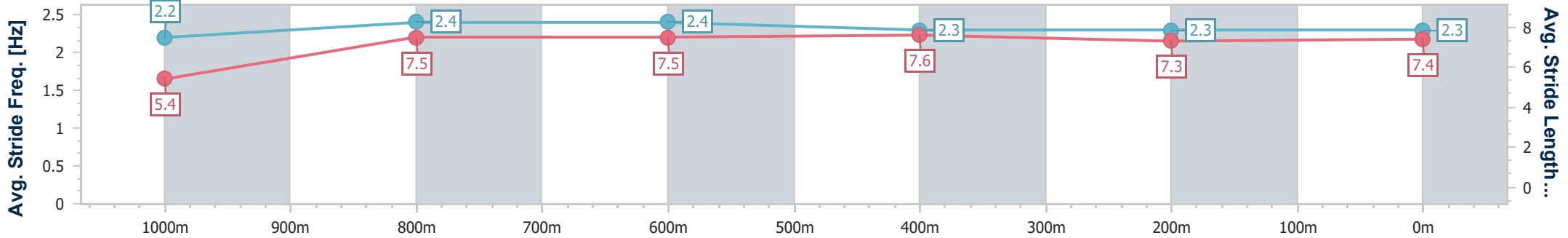
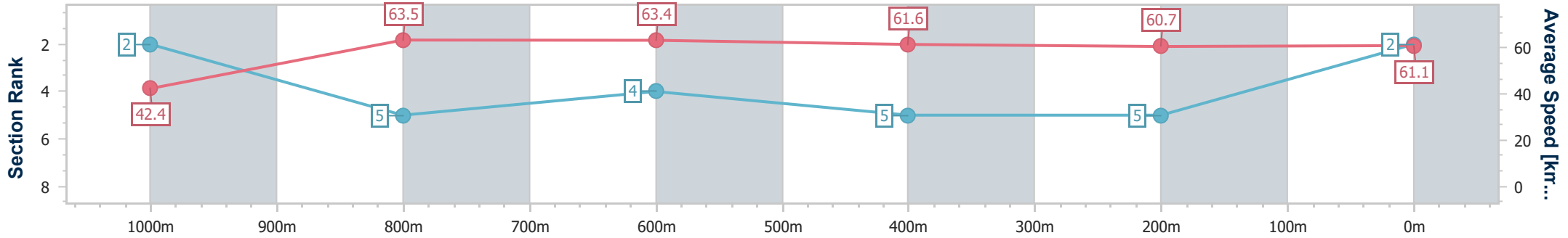
Horse/Jockey Name	Ready For Better
Final Rank	2
Fastest Section Time (Section)	0:08.51 (Overall)
Top Speed [km/h] (Section)	64.7 (800m)
Race State	Finished



Toowoomba QLD Professional
 Race 6: HIGHFIELDS BUILDER Class 3 Handicap - 1100m
 05 August 2023 - 20:15
 Track Rating: Good 4, Weather: , Rail Position: +3m Entire



Section	Overall	1000m	800m	600m	400m	200m
Section Times	1:06.90 [2] (0:08.51)	0:58.39 [2] (0:11.49)	0:46.90 [5] (0:11.45)	0:35.45 [4] (0:11.77)	0:23.68 [5] (0:11.92)	0:11.76 [5] (0:11.76)
Average Speed [km/h]	42.4	63.5	63.4	61.6	60.7	61.1
Top Speed [km/h]	61.8	64.4	64.7	62.4	61.5	61.6
Avg. Dist. to Rail [m]	6.9	3.8	2.6	1.4	1.5	3.3
Avg. Stride Freq. [Hz]	2.2	2.4	2.4	2.3	2.3	2.3
Avg. Stride Length [m]	5.4	7.5	7.5	7.6	7.3	7.4



- [] Ranking at each section and finish
- .-.- No data available at this section
- NA No data available



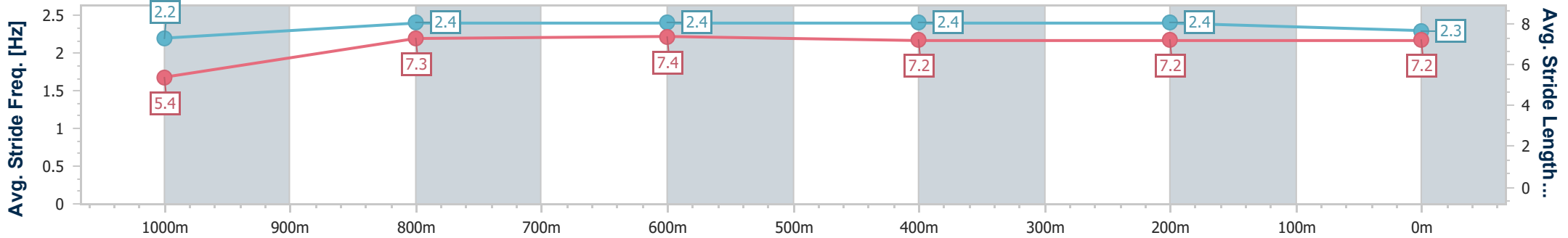
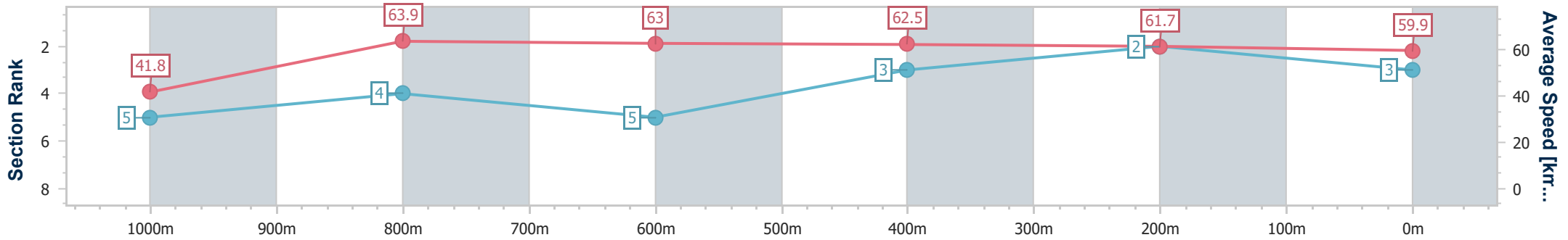
Horse/Jockey Name	Windjana
Final Rank	3
Fastest Section Time (Section)	0:08.63 (Overall)
Top Speed [km/h] (Section)	65.2 (1000m)
Race State	Finished



Toowoomba QLD Professional
 Race 6: HIGHFIELDS BUILDER Class 3 Handicap - 1100m
 05 August 2023 - 20:15
 Track Rating: Good 4, Weather: , Rail Position: +3m Entire



Section	Overall	1000m	800m	600m	400m	200m
Section Times	1:06.91 [3] (0:08.63)	0:58.28 [5] (0:11.35)	0:46.93 [4] (0:11.51)	0:35.42 [5] (0:11.64)	0:23.78 [3] (0:11.78)	0:12.00 [2] (0:12.00)
Average Speed [km/h]	41.8	63.9	63.0	62.5	61.7	59.9
Top Speed [km/h]	61.6	65.2	64.1	64.0	62.7	61.4
Avg. Dist. to Rail [m]	6.2	2.8	2.1	1.9	2.5	1.9
Avg. Stride Freq. [Hz]	2.2	2.4	2.4	2.4	2.4	2.3
Avg. Stride Length [m]	5.4	7.3	7.4	7.2	7.2	7.2



- [] Ranking at each section and finish
- .-.- No data available at this section
- NA No data available



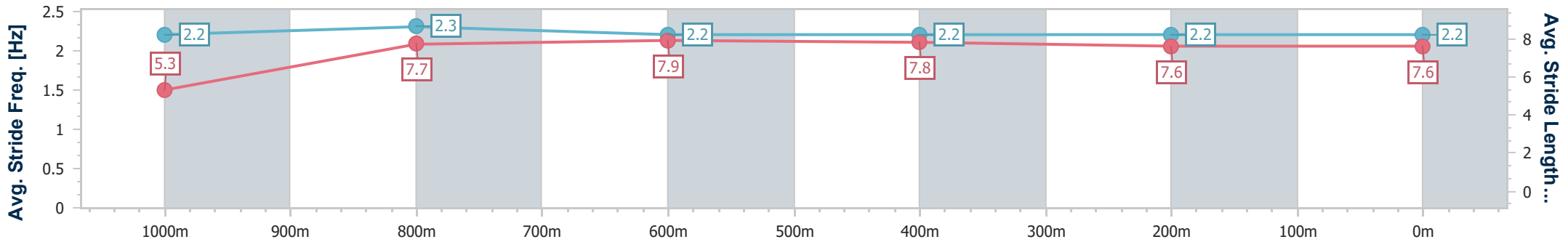
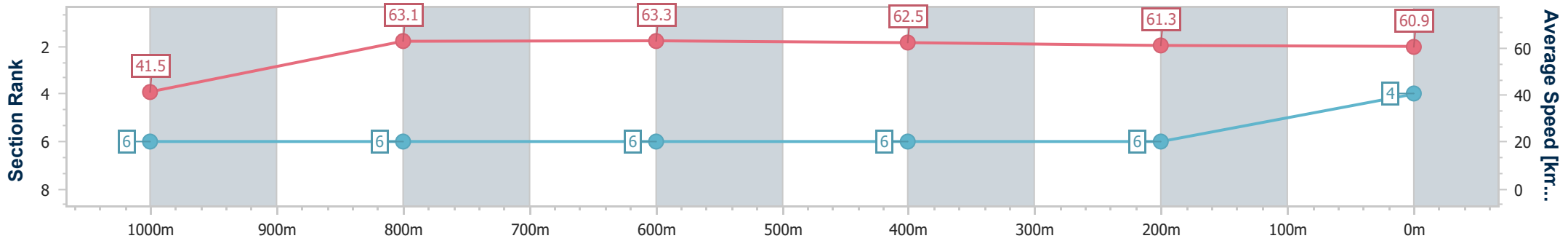
Horse/Jockey Name	Heart Of Marble
Final Rank	4
Fastest Section Time (Section)	0:08.67 (Overall)
Top Speed [km/h] (Section)	64.3 (1000m)
Race State	Finished



Toowoomba QLD Professional
 Race 6: HIGHFIELDS BUILDER Class 3 Handicap - 1100m
 05 August 2023 - 20:15
 Track Rating: Good 4, Weather: , Rail Position: +3m Entire



Section	Overall	1000m	800m	600m	400m	200m
Section Times	1:07.04 [4] (0:08.67)	0:58.37 [6] (0:11.55)	0:46.82 [6] (0:11.47)	0:35.35 [6] (0:11.67)	0:23.68 [6] (0:11.88)	0:11.80 [6] (0:11.80)
Average Speed [km/h]	41.5	63.1	63.3	62.5	61.3	60.9
Top Speed [km/h]	60.4	64.3	63.8	63.8	62.2	61.9
Avg. Dist. to Rail [m]	8.5	4.1	2.5	2.6	3.0	2.7
Avg. Stride Freq. [Hz]	2.2	2.3	2.2	2.2	2.2	2.2
Avg. Stride Length [m]	5.3	7.7	7.9	7.8	7.6	7.6



- [] Ranking at each section and finish
- .-.- No data available at this section
- NA No data available



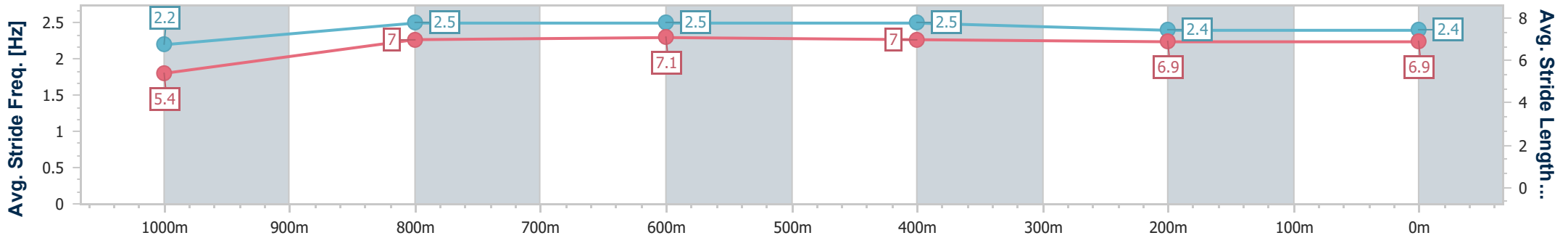
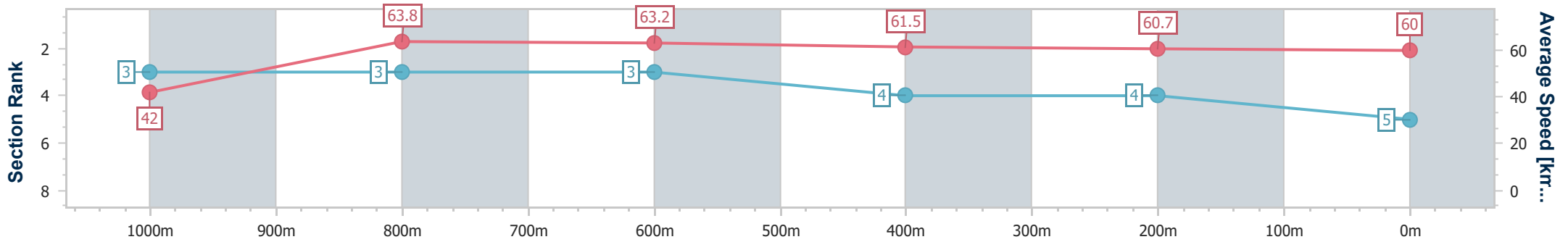
Horse/Jockey Name	Dark Horse
Final Rank	5
Fastest Section Time (Section)	0:08.56 (Overall)
Top Speed [km/h] (Section)	64.6 (1000m)
Race State	Finished



Toowoomba QLD Professional
 Race 6: HIGHFIELDS BUILDER Class 3 Handicap - 1100m
 05 August 2023 - 20:15
 Track Rating: Good 4, Weather: , Rail Position: +3m Entire



Section	Overall	1000m	800m	600m	400m	200m
Section Times	1:07.06 [5] (0:08.56)	0:58.50 [3] (0:11.39)	0:47.11 [3] (0:11.47)	0:35.64 [3] (0:11.78)	0:23.86 [4] (0:11.89)	0:11.97 [4]
Average Speed [km/h]	42.0	63.8	63.2	61.5	60.7	60.0
Top Speed [km/h]	62.9	64.6	64.3	63.3	62.1	60.9
Avg. Dist. to Rail [m]	3.5	2.5	2.4	1.5	0.8	0.4
Avg. Stride Freq. [Hz]	2.2	2.5	2.5	2.5	2.4	2.4
Avg. Stride Length [m]	5.4	7.0	7.1	7.0	6.9	6.9



- [] Ranking at each section and finish
- .-.- No data available at this section
- NA No data available



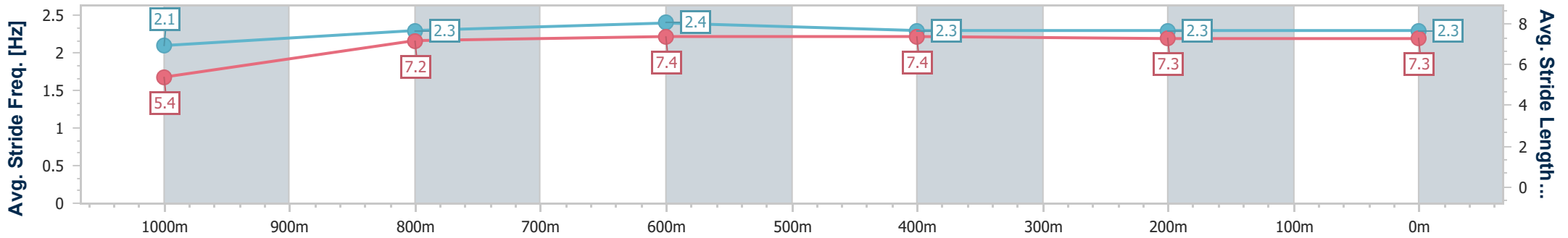
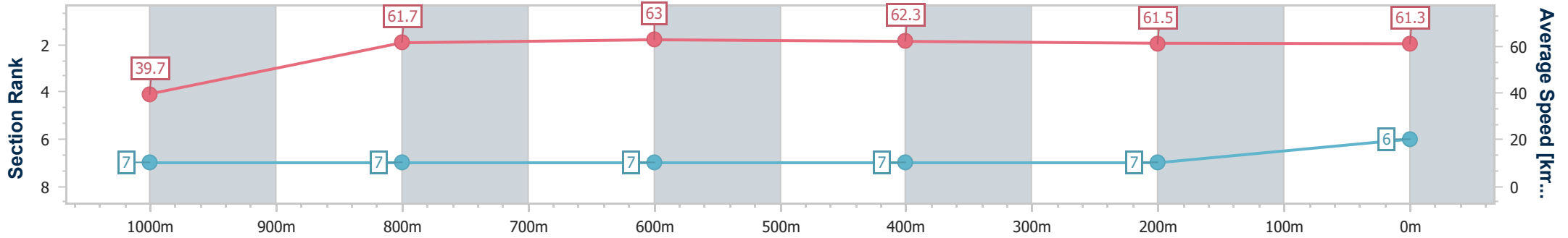
Horse/Jockey Name	Boom By By
Final Rank	6
Fastest Section Time (Section)	0:09.06 (Overall)
Top Speed [km/h] (Section)	64.2 (800m)
Race State	Finished



Toowoomba QLD Professional
 Race 6: HIGHFIELDS BUILDER Class 3 Handicap - 1100m
 05 August 2023 - 20:15
 Track Rating: Good 4, Weather: , Rail Position: +3m Entire



Section	Overall	1000m	800m	600m	400m	200m
Section Times	1:07.29 [6] (0:09.06)	0:58.23 [7] (0:11.79)	0:46.44 [7] (0:11.46)	0:34.98 [7] (0:11.57)	0:23.41 [7] (0:11.69)	0:11.72 [7] (0:11.72)
Average Speed [km/h]	39.7	61.7	63.0	62.3	61.5	61.3
Top Speed [km/h]	59.1	62.7	64.2	64.0	62.1	61.7
Avg. Dist. to Rail [m]	6.1	3.5	1.1	0.7	0.9	3.7
Avg. Stride Freq. [Hz]	2.1	2.3	2.4	2.3	2.3	2.3
Avg. Stride Length [m]	5.4	7.2	7.4	7.4	7.3	7.3



- [] Ranking at each section and finish
- .-.- No data available at this section
- NA No data available



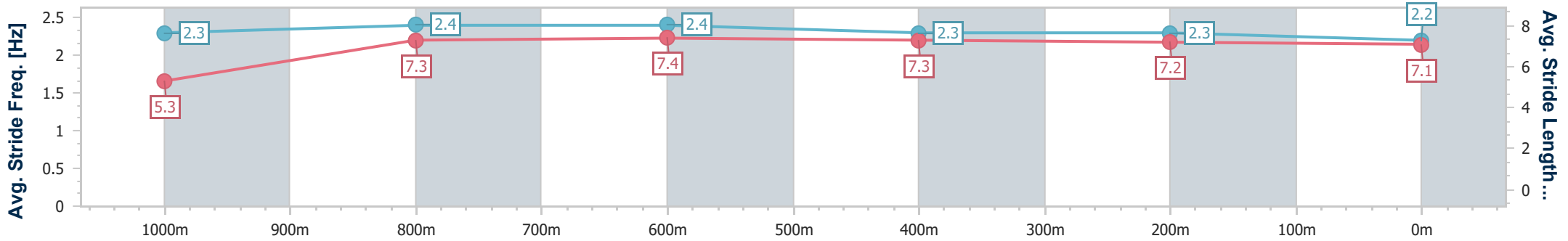
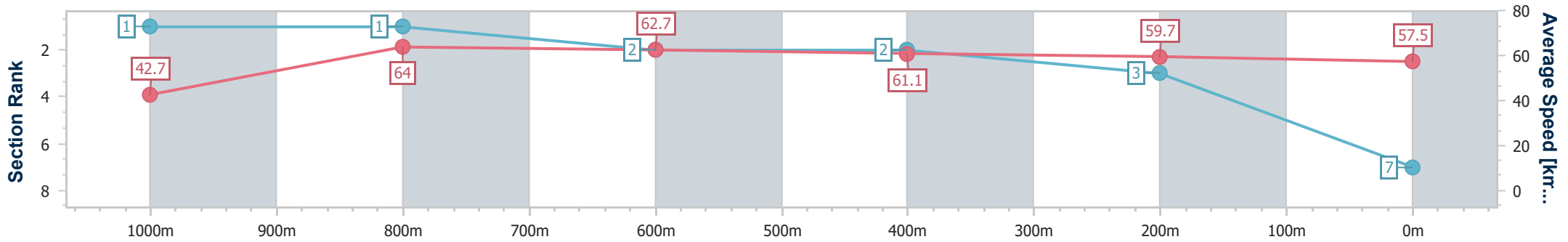
Horse/Jockey Name	Clearly George
Final Rank	7
Fastest Section Time (Section)	0:08.43 (Overall)
Top Speed [km/h] (Section)	65.9 (1000m)
Race State	Finished



Toowoomba QLD Professional
 Race 6: HIGHFIELDS BUILDER Class 3 Handicap - 1100m
 05 August 2023 - 20:15
 Track Rating: Good 4, Weather: , Rail Position: +3m Entire



Section	Overall	1000m	800m	600m	400m	200m
Section Times	1:07.43 [7] (0:08.43)	0:59.00 [1] (0:11.32)	0:47.68 [1] (0:11.52)	0:36.16 [2] (0:11.68)	0:24.48 [2] (0:12.00)	0:12.48 [3] (0:12.48)
Average Speed [km/h]	42.7	64.0	62.7	61.1	59.7	57.5
Top Speed [km/h]	63.2	65.9	64.0	63.2	60.3	59.1
Avg. Dist. to Rail [m]	2.5	1.9	0.5	1.0	1.6	1.0
Avg. Stride Freq. [Hz]	2.3	2.4	2.4	2.3	2.3	2.2
Avg. Stride Length [m]	5.3	7.3	7.4	7.3	7.2	7.1



- [] Ranking at each section and finish
- .-.- No data available at this section
- NA No data available