

06 August 2023 - 15:05

Track Rating: Soft 5, Weather: Overcast, Rail Position: True

Section												Last 600m	
Field Times		Overall	1200m	1000m	800m	600m	400m						0:35.72
		1:26.68 (0:13.85)	1:12.83 (0:11.59)	1:01.24 (0:12.73)	0:48.51 (0:12.79)	0:35.72 (0:11.93)	0:23.79 (0:11.57)						
Rank	TAB	Horse/Jockey	Barrier	Top Speed [km/h]	Fastest Section								Distance Travelled [m]
1	12	SIMPLY REFUSE Justin Huxtable	9	65.2 400m	0:11.24 400m	1:26.68 [1] (0:14.20)	1:12.48 [5] (0:12.03)	1:00.45 [7] (0:12.64)	0:47.81 [9] (0:12.85)	0:34.96 [9] (0:12.09)	0:22.87 [12] (0:11.24)	0:34.96	
2	4	EIGHT CYLINDERS Matthew Powell	18	64.4 Overall	0:11.57 400m	1:26.78 [2] (0:13.85)	1:12.93 [1] (0:11.59)	1:01.34 [1] (0:12.73)	0:48.61 [1] (0:12.79)	0:35.82 [1] (0:11.93)	0:23.89 [1] (0:11.57)	0:35.82	+0
3	6	BID FOR FAME Mark Du Plessis	7	63.1 400m	0:11.51 400m	1:26.84 [3] (0:14.22)	1:12.62 [6] (0:11.91)	1:00.71 [6] (0:12.63)	0:48.08 [7] (0:12.85)	0:35.23 [8] (0:11.85)	0:23.38 [7] (0:11.51)	0:35.23	-1
4	11	PROPHETS DE'VINE Ben Thompson	14	65.2 400m	0:11.23 400m	1:26.90 [4] (0:14.44)	1:12.46 [9] (0:11.85)	1:00.61 [9] (0:12.72)	0:47.89 [10] (0:12.77)	0:35.12 [10] (0:11.76)	0:23.36 [9] (0:11.23)	0:35.12	+7
5	1	HAPPISBURGH Kyle Wilson-Taylor	1	64.0 400m	0:11.40 400m	1:26.92 [5] (0:14.57)	1:12.35 [10] (0:11.94)	1:00.41 [11] (0:12.61)	0:47.80 [11] (0:12.74)	0:35.06 [12] (0:11.81)	0:23.25 [10] (0:11.40)	0:35.06	-3
6	9	JOHNNY UTAH Samantha Collett	19	66.3 1200m	0:11.39 1200m	1:27.08 [6] (0:14.13)	1:12.95 [4] (0:11.39)	1:01.56 [2] (0:12.75)	0:48.81 [2] (0:12.82)	0:35.99 [2] (0:11.96)	0:24.03 [2] (0:11.65)	0:35.99	+3
7	5	EL MAESTRO Jaden Lloyd	12	63.8 400m	0:11.51 400m	1:27.14 [7] (0:14.32)	1:12.82 [7] (0:11.77)	1:01.05 [5] (0:12.43)	0:48.62 [4] (0:12.73)	0:35.89 [3] (0:12.02)	0:23.87 [4] (0:11.51)	0:35.89	+6
8	14	ARCHERS REIGN Michael Cahill	8	62.8 Overall	0:11.72 400m	1:27.43 [8] (0:13.98)	1:13.45 [3] (0:11.91)	1:01.54 [4] (0:12.72)	0:48.82 [5] (0:12.70)	0:36.12 [4] (0:11.96)	0:24.16 [3] (0:11.72)	0:36.12	-1
9	10	KAI TAK Damien Thornton	20	63.7 600m	0:11.51 400m	1:27.63 [9] (0:14.36)	1:13.27 [8] (0:11.87)	1:01.40 [8] (0:12.45)	0:48.95 [6] (0:12.77)	0:36.18 [6] (0:11.91)	0:24.27 [5] (0:11.51)	0:36.18	+7
10	8	I PREFER MINTIES James Orman	5	63.7 600m	0:11.68 400m	1:27.78 [10] (0:14.89)	1:12.89 [15] (0:11.97)	1:00.92 [15] (0:12.70)	0:48.22 [14] (0:12.29)	0:35.93 [11] (0:11.93)	0:24.00 [11] (0:11.68)	0:35.93	+8

Scratched: Neoclassicism (#3), Double Quick (#22), Agro Again (#21), Lady Is Amped (#17), Perfect Lineage (#20), Catch Cries (#15), Chairlift (#7)

06 August 2023 - 15:05

Track Rating: Soft 5, Weather: Overcast, Rail Position: True

Section		Overall	1200m	1000m	800m	600m	400m	Last 600m				
Field Times		1:26.68 (0:13.85)	1:12.83 (0:11.59)	1:01.24 (0:12.73)	0:48.51 (0:12.79)	0:35.72 (0:11.93)	0:23.79 (0:11.57)	0:35.72				
Rank	TAB Horse/Jockey	Barrier	Top Speed [km/h]	Fastest Section	Distance Travelled [m]							
11	19 AUSTRAL STREET Sean Cormack	3	63.5 400m	0:11.57 400m	1:27.83 [11] (0:14.76)	1:13.07 [13] (0:11.87)	1:01.20 [13] (0:12.65)	0:48.55 [12] (0:12.84)	0:35.71 [13] (0:11.85)	0:23.86 [13] (0:11.57)	0:35.71	+0
12	13 WORD FROM ABOVE Jake Bayliss	17	63.2 1200m	0:11.67 400m	1:27.86 [12] (0:14.62)	1:13.24 [12] (0:11.75)	1:01.49 [10] (0:12.44)	0:49.05 [8] (0:12.68)	0:36.37 [7] (0:11.95)	0:24.42 [6] (0:11.67)	0:36.37	+5
13	2 LIVINGSTONES Anthony Allen	11	63.3 Overall	0:11.90 1200m	1:27.89 [13] (0:13.88)	1:14.01 [2] (0:11.90)	1:02.11 [3] (0:12.72)	0:49.39 [3] (0:12.86)	0:36.53 [5] (0:12.13)	0:24.40 [8] (0:11.90)	0:36.53	+2
14	16 MIZZ ISLE Cejay Graham	6	62.2 400m	0:11.89 600m	1:28.62 [14] (0:14.58)	1:14.04 [11] (0:11.99)	1:02.05 [12] (0:12.75)	0:49.30 [13] (0:12.87)	0:36.43 [14] (0:11.89)	0:24.54 [14] (0:11.89)	0:36.43	+3
15	18 PRIMARY WITNESS Tiffani Brooker	4	63.5 600m	0:11.83 400m	1:28.77 [15] (0:14.84)	1:13.93 [14] (0:12.01)	1:01.92 [14] (0:12.74)	0:49.18 [15] (0:12.73)	0:36.45 [15] (0:11.91)	0:24.54 [15] (0:11.83)	0:36.45	+5

Scratched: Neoclassicism (#3), Double Quick (#22), Agro Again (#21), Lady Is Amped (#17), Perfect Lineage (#20), Catch Cries (#15), Chairlift (#7)



Sunshine Coast QLD Professional
Race 5: SANDSTONE OVER 50'S Maiden Handicap - 1400m
06 August 2023 - 15:05



Track Rating: Soft 5, Weather: Overcast, Rail Position: True

Section								200m	Last 600m	
Field Times								0:12.22 (0:12.22)	0:35.72	
Rank	TAB	Horse/Jockey	Barrier	Top Speed [km/h]	Fastest Section	Margin			Distance Travelled [m]	
1	12	SIMPLY REFUSE Justin Huxtable	9	65.2 400m	0:11.24 400m	0:11.63 [8] (0:11.63)	1:26.68		0:34.96	
2	4	EIGHT CYLINDERS Matthew Powell	18	64.4 Overall	0:11.57 400m	0:12.32 [1] (0:12.32)	0.5L		0:35.82 +0	
3	6	BID FOR FAME Mark Du Plessis	7	63.1 400m	0:11.51 400m	0:11.87 [6] (0:11.87)	0.7L		0:35.23 -1	
4	11	PROPHETS DE'VINE Ben Thompson	14	65.2 400m	0:11.23 400m	0:12.13 [3] (0:12.13)	0.9L		0:35.12 +7	
5	1	HAPPISBURGH Kyle Wilson-Taylor	1	64.0 400m	0:11.40 400m	0:11.85 [9] (0:11.85)	1L		0:35.06 -3	
6	9	JOHNNY UTAH Samantha Collett	19	66.3 1200m	0:11.39 1200m	0:12.38 [2] (0:12.38)	1.8L		0:35.99 +3	
7	5	EL MAESTRO Jaden Lloyd	12	63.8 400m	0:11.51 400m	0:12.36 [4] (0:12.36)	2L		0:35.89 +6	
8	14	ARCHERS REIGN Michael Cahill	8	62.8 Overall	0:11.72 400m	0:12.44 [7] (0:12.44)	3.5L		0:36.12 -1	
9	10	KAI TAK Damien Thornton	20	63.7 600m	0:11.51 400m	0:12.76 [5] (0:12.76)	4.5L		0:36.18 +7	
10	8	I PREFER MINTIES James Orman	5	63.7 600m	0:11.68 400m	0:12.32 [12] (0:12.32)	5.3L		0:35.93 +8	

Scratched: Neoclassicism (#3), Double Quick (#22), Agro Again (#21), Lady Is Amped (#17), Perfect Lineage (#20), Catch Cries (#15), Chairlift (#7)

[] Ranking at each section and finish
 -:-:- No data available at this section
 NA No data available

SCN Saddle cloth number
 DNF Did not finish
 DNT Did not track



Sunshine Coast QLD Professional

Race 5: SANDSTONE OVER 50'S Maiden Handicap - 1400m



06 August 2023 - 15:05

Track Rating: Soft 5, Weather: Overcast, Rail Position: True

Section				200m				Last 600m	
Field Times				0:12.22 (0:12.22)				0:35.72	
Rank	TAB	Horse/Jockey	Barrier	Top Speed [km/h]	Fastest Section	Margin			Distance Travelled [m]
11	19	AUSTRAL STREET Sean Cormack	3	63.5 400m	0:11.57 400m	0:12.29 [13] (0:12.29)	5.5L		0:35.71 +0
12	13	WORD FROM ABOVE Jake Bayliss	17	63.2 1200m	0:11.67 400m	0:12.75 [10] (0:12.75)	5.6L		0:36.37 +5
13	2	LIVINGSTONES Anthony Allen	11	63.3 Overall	0:11.90 1200m	0:12.50 [11] (0:12.50)	5.7L		0:36.53 +2
14	16	MIZZ ISLE Cejay Graham	6	62.2 400m	0:11.89 600m	0:12.65 [14] (0:12.65)	10L		0:36.43 +3
15	18	PRIMARY WITNESS Tiffani Brooker	4	63.5 600m	0:11.83 400m	0:12.71 [15] (0:12.71)	10.8L		0:36.45 +5

Scratched: Neoclassicism (#3), Double Quick (#22), Agro Again (#21), Lady Is Amped (#17), Perfect Lineage (#20), Catch Cries (#15), Chairlift (#7)



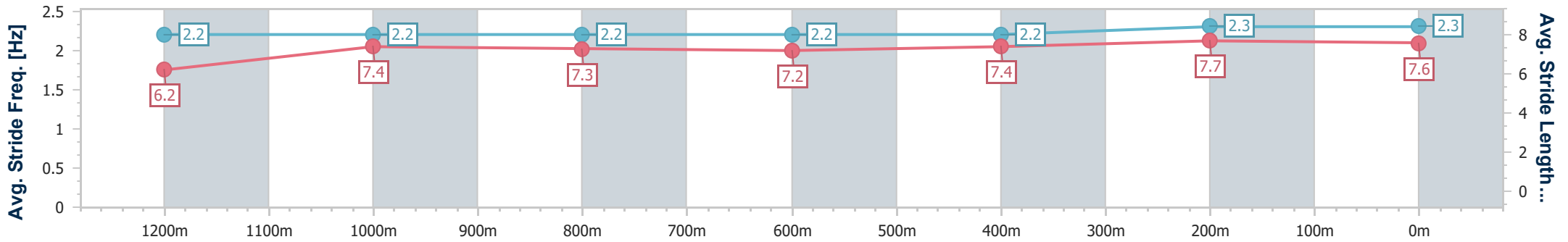
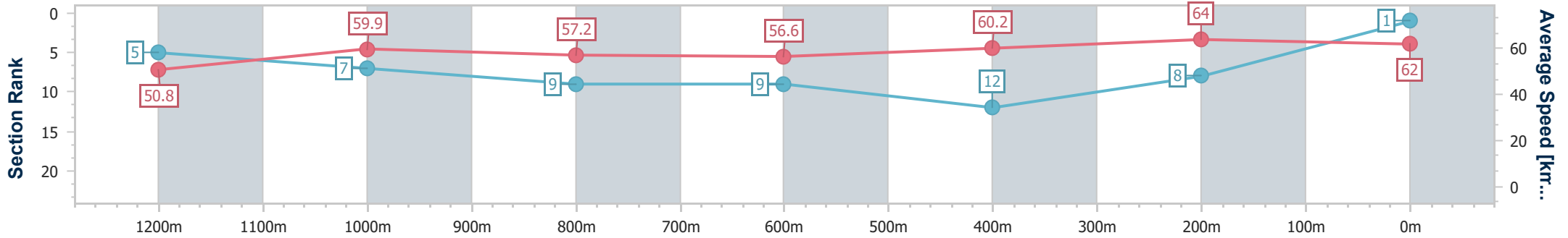
Horse/Jockey Name	Simply Refuse
Final Rank	1
Fastest Section Time (Section)	0:11.24 (400m)
Top Speed [km/h] (Section)	65.2 (400m)
Race State	Finished



Sunshine Coast QLD Professional
 Race 5: SANDSTONE OVER 50'S Maiden Handicap - 1400m
 06 August 2023 - 15:05
 Track Rating: Soft 5, Weather: Overcast, Rail Position: True



Section	Overall	1200m	1000m	800m	600m	400m	200m
Section Times	1:26.68 [1] (0:14.20)	1:12.48 [5] (0:12.03)	1:00.45 [7] (0:12.64)	0:47.81 [9] (0:12.85)	0:34.96 [9] (0:12.09)	0:22.87 [12] (0:11.24)	0:11.63 [8] (0:11.63)
Average Speed [km/h]	50.8	59.9	57.2	56.6	60.2	64.0	62.0
Top Speed [km/h]	62.5	61.6	58.5	58.8	62.0	65.2	63.6
Avg. Dist. to Rail [m]	11.1	3.0	2.4	1.4	1.6	9.1	12.7
Avg. Stride Freq. [Hz]	2.2	2.2	2.2	2.2	2.2	2.3	2.3
Avg. Stride Length [m]	6.2	7.4	7.3	7.2	7.4	7.7	7.6



- [] Ranking at each section and finish
- .-.- No data available at this section
- NA No data available



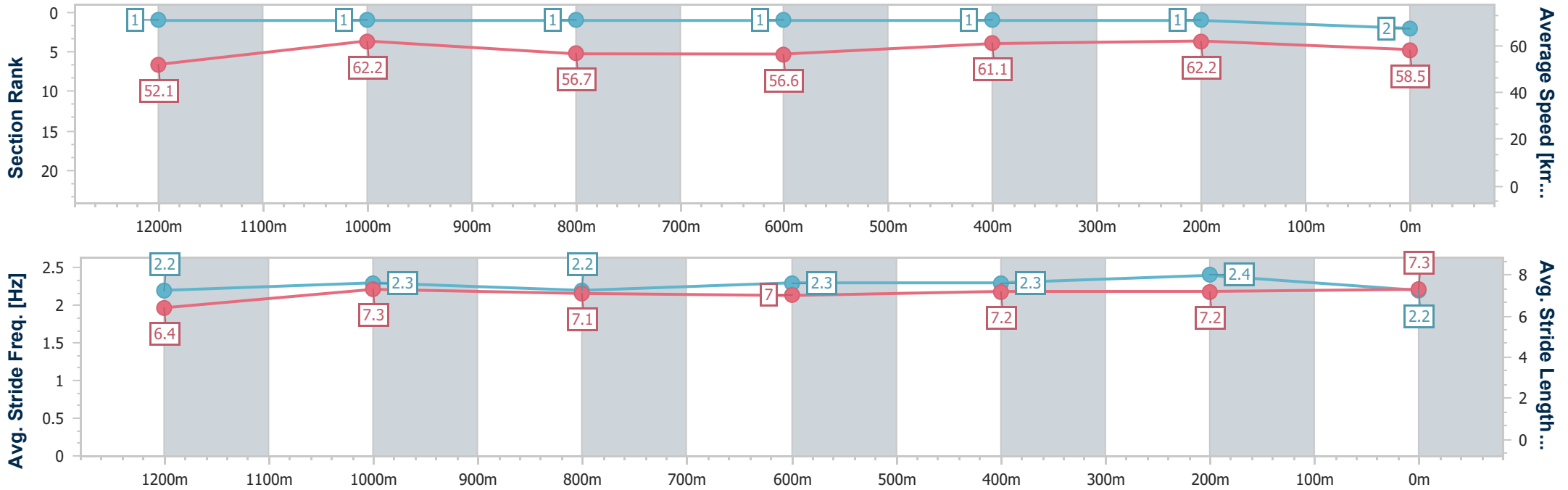
Horse/Jockey Name	Eight Cylinders
Final Rank	2
Fastest Section Time (Section)	0:11.57 (400m)
Top Speed [km/h] (Section)	64.4 (Overall)
Race State	Finished



Sunshine Coast QLD Professional
 Race 5: SANDSTONE OVER 50'S Maiden Handicap - 1400m
 06 August 2023 - 15:05
 Track Rating: Soft 5, Weather: Overcast, Rail Position: True



Section	Overall	1200m	1000m	800m	600m	400m	200m
Section Times	1:26.78 [2] (0:13.85)	1:12.93 [1] (0:11.59)	1:01.34 [1] (0:12.73)	0:48.61 [1] (0:12.79)	0:35.82 [1] (0:11.93)	0:23.89 [1] (0:11.57)	0:12.32 [1] (0:12.32)
Average Speed [km/h]	52.1	62.2	56.7	56.6	61.1	62.2	58.5
Top Speed [km/h]	64.4	63.6	59.7	59.7	63.2	62.8	61.4
Avg. Dist. to Rail [m]	15.5	4.6	1.6	0.8	2.0	6.5	8.9
Avg. Stride Freq. [Hz]	2.2	2.3	2.2	2.3	2.3	2.4	2.2
Avg. Stride Length [m]	6.4	7.3	7.1	7.0	7.2	7.2	7.3



- [] Ranking at each section and finish
- .-.- No data available at this section
- NA No data available



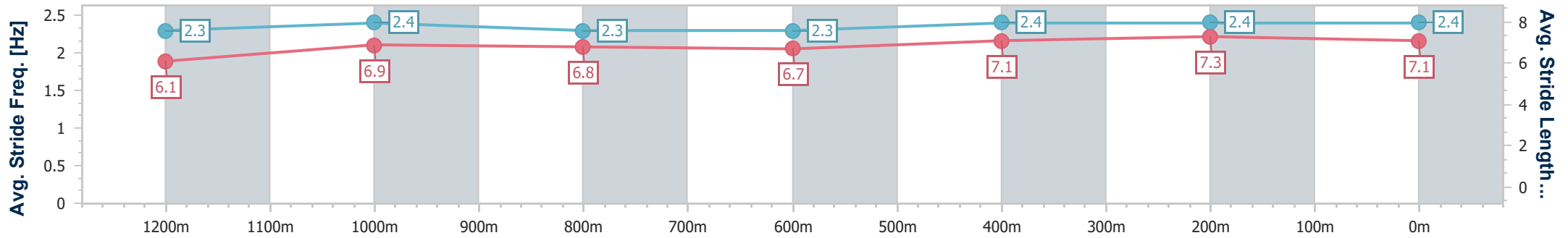
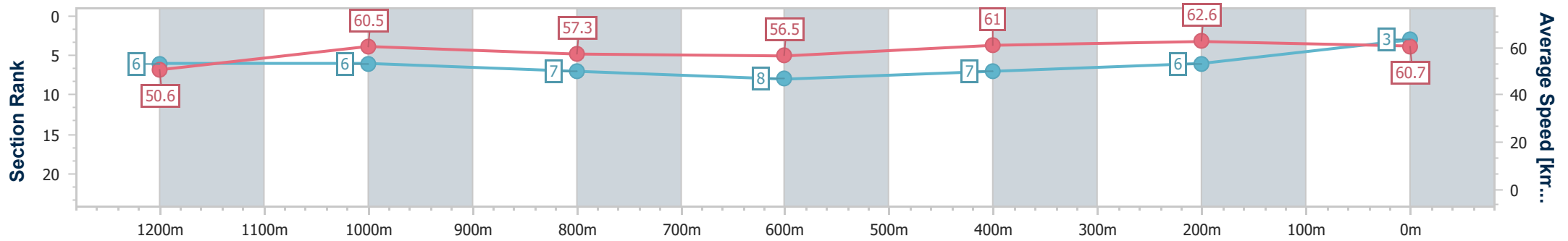
Horse/Jockey Name	Bid For Fame
Final Rank	3
Fastest Section Time (Section)	0:11.51 (400m)
Top Speed [km/h] (Section)	63.1 (400m)
Race State	Finished



Sunshine Coast QLD Professional
 Race 5: SANDSTONE OVER 50'S Maiden Handicap - 1400m
 06 August 2023 - 15:05
 Track Rating: Soft 5, Weather: Overcast, Rail Position: True



Section	Overall	1200m	1000m	800m	600m	400m	200m
Section Times	1:26.84 [3] (0:14.22)	1:12.62 [6] (0:11.91)	1:00.71 [6] (0:12.63)	0:48.08 [7] (0:12.85)	0:35.23 [8] (0:11.85)	0:23.38 [7] (0:11.51)	0:11.87 [6] (0:11.87)
Average Speed [km/h]	50.6	60.5	57.3	56.5	61.0	62.6	60.7
Top Speed [km/h]	62.4	62.2	58.5	59.1	62.2	63.1	62.6
Avg. Dist. to Rail [m]	8.5	2.5	2.1	1.2	0.7	3.4	5.9
Avg. Stride Freq. [Hz]	2.3	2.4	2.3	2.3	2.4	2.4	2.4
Avg. Stride Length [m]	6.1	6.9	6.8	6.7	7.1	7.3	7.1



- [] Ranking at each section and finish
- .-.- No data available at this section
- NA No data available



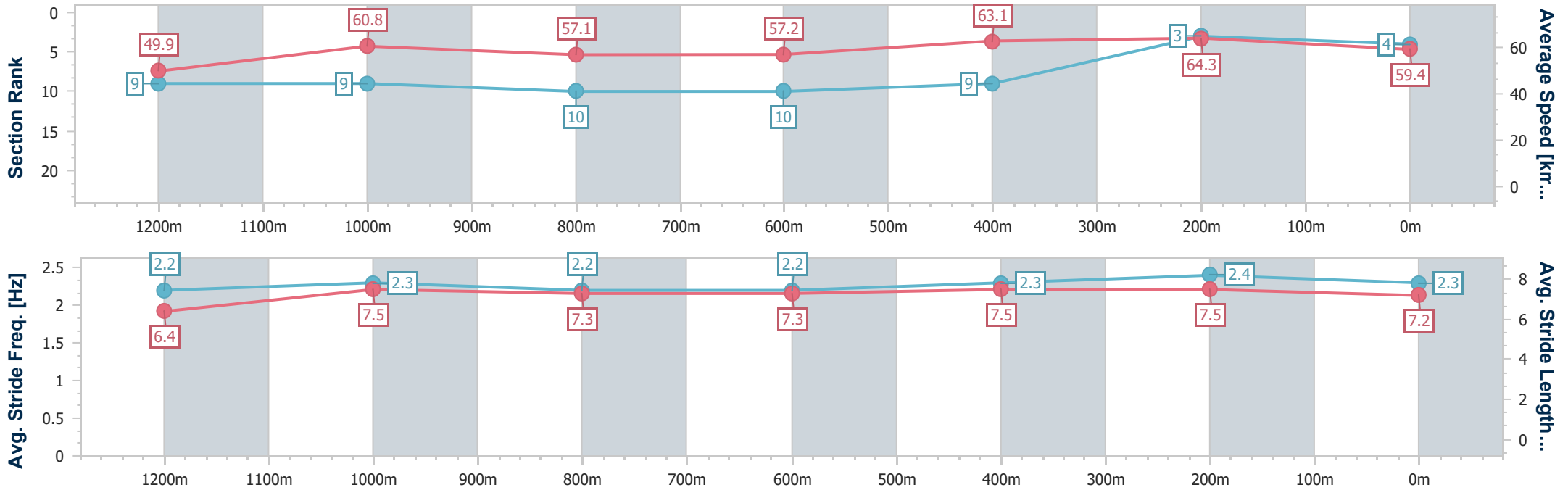
Horse/Jockey Name	Prophets De'vine
Final Rank	4
Fastest Section Time (Section)	0:11.23 (400m)
Top Speed [km/h] (Section)	65.2 (400m)
Race State	Finished



Sunshine Coast QLD Professional
 Race 5: SANDSTONE OVER 50'S Maiden Handicap - 1400m
 06 August 2023 - 15:05
 Track Rating: Soft 5, Weather: Overcast, Rail Position: True



Section	Overall	1200m	1000m	800m	600m	400m	200m
Section Times	1:26.90 [4] (0:14.44)	1:12.46 [9] (0:11.85)	1:00.61 [9] (0:12.72)	0:47.89 [10] (0:12.77)	0:35.12 [10] (0:11.76)	0:23.36 [9] (0:11.23)	0:12.13 [3] (0:12.13)
Average Speed [km/h]	49.9	60.8	57.1	57.2	63.1	64.3	59.4
Top Speed [km/h]	63.7	63.4	58.6	61.3	64.3	65.2	62.9
Avg. Dist. to Rail [m]	12.0	3.9	3.5	2.7	5.3	11.0	12.0
Avg. Stride Freq. [Hz]	2.2	2.3	2.2	2.2	2.3	2.4	2.3
Avg. Stride Length [m]	6.4	7.5	7.3	7.3	7.5	7.5	7.2



- [] Ranking at each section and finish
- .-.- No data available at this section
- NA No data available



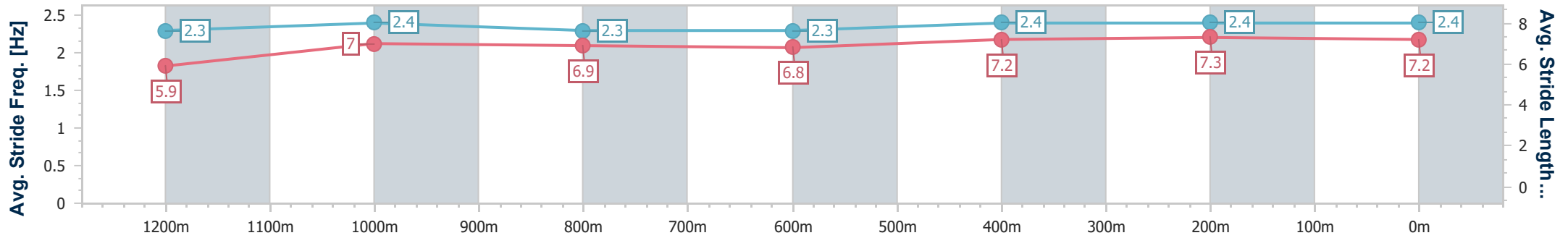
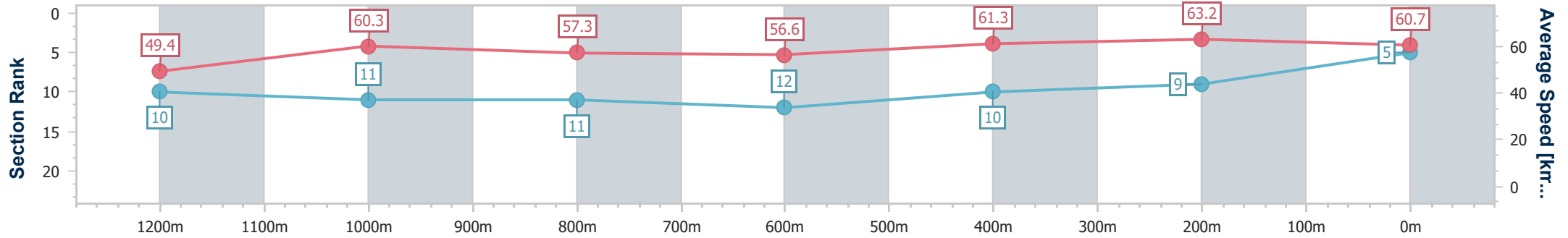
Horse/Jockey Name	Happisburgh
Final Rank	5
Fastest Section Time (Section)	0:11.40 (400m)
Top Speed [km/h] (Section)	64.0 (400m)
Race State	Finished



Sunshine Coast QLD Professional
 Race 5: SANDSTONE OVER 50'S Maiden Handicap - 1400m
 06 August 2023 - 15:05
 Track Rating: Soft 5, Weather: Overcast, Rail Position: True



Section	Overall	1200m	1000m	800m	600m	400m	200m
Section Times	1:26.92 [5] (0:14.57)	1:12.35 [10] (0:11.94)	1:00.41 [11] (0:12.61)	0:47.80 [11] (0:12.74)	0:35.06 [12] (0:11.81)	0:23.25 [10] (0:11.40)	0:11.85 [9] (0:11.85)
Average Speed [km/h]	49.4	60.3	57.3	56.6	61.3	63.2	60.7
Top Speed [km/h]	61.4	61.7	58.4	60.3	62.6	64.0	62.9
Avg. Dist. to Rail [m]	5.6	2.2	1.9	0.5	0.8	5.1	8.0
Avg. Stride Freq. [Hz]	2.3	2.4	2.3	2.3	2.4	2.4	2.4
Avg. Stride Length [m]	5.9	7.0	6.9	6.8	7.2	7.3	7.2



- [] Ranking at each section and finish
- .-.- No data available at this section
- NA No data available



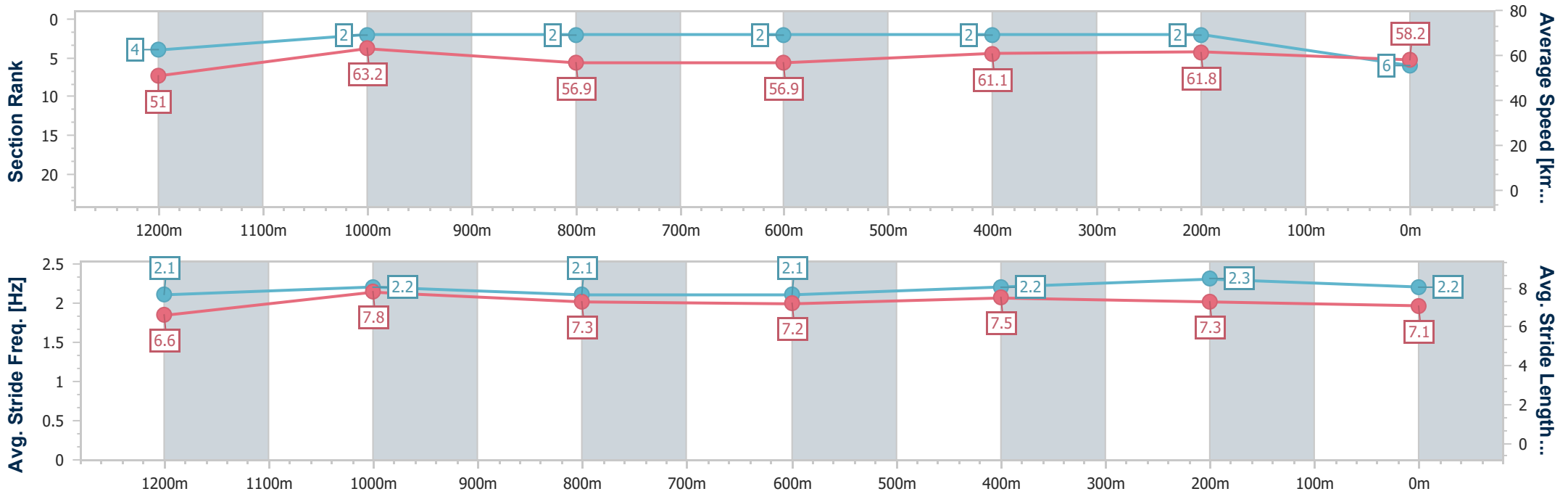
Horse/Jockey Name	Johnny Utah
Final Rank	6
Fastest Section Time (Section)	0:11.39 (1200m)
Top Speed [km/h] (Section)	66.3 (1200m)
Race State	Finished



Sunshine Coast QLD Professional
 Race 5: SANDSTONE OVER 50'S Maiden Handicap - 1400m
 06 August 2023 - 15:05
 Track Rating: Soft 5, Weather: Overcast, Rail Position: True



Section	Overall	1200m	1000m	800m	600m	400m	200m
Section Times	1:27.08 [6] (0:14.13)	1:12.95 [4] (0:11.39)	1:01.56 [2] (0:12.75)	0:48.81 [2] (0:12.82)	0:35.99 [2] (0:11.96)	0:24.03 [2] (0:11.65)	0:12.38 [2] (0:12.38)
Average Speed [km/h]	51.0	63.2	56.9	56.9	61.1	61.8	58.2
Top Speed [km/h]	63.9	66.3	60.2	59.0	62.6	62.4	60.7
Avg. Dist. to Rail [m]	15.8	4.7	3.0	2.4	2.4	5.4	6.8
Avg. Stride Freq. [Hz]	2.1	2.2	2.1	2.1	2.2	2.3	2.2
Avg. Stride Length [m]	6.6	7.8	7.3	7.2	7.5	7.3	7.1



- [] Ranking at each section and finish
- .-.- No data available at this section
- NA No data available



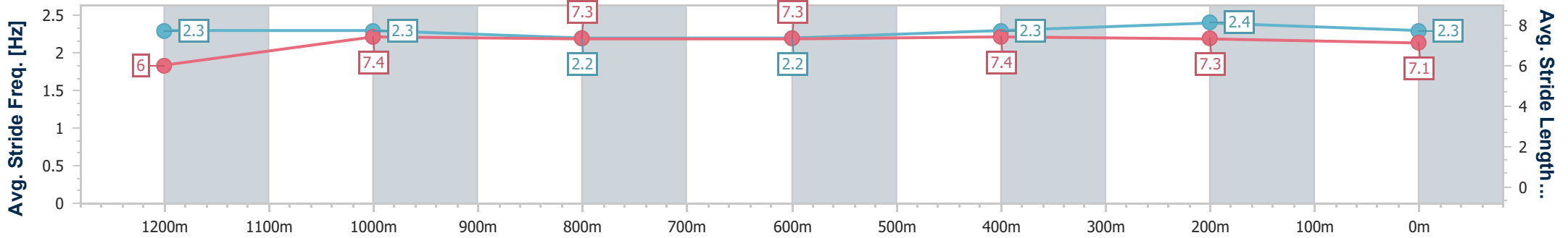
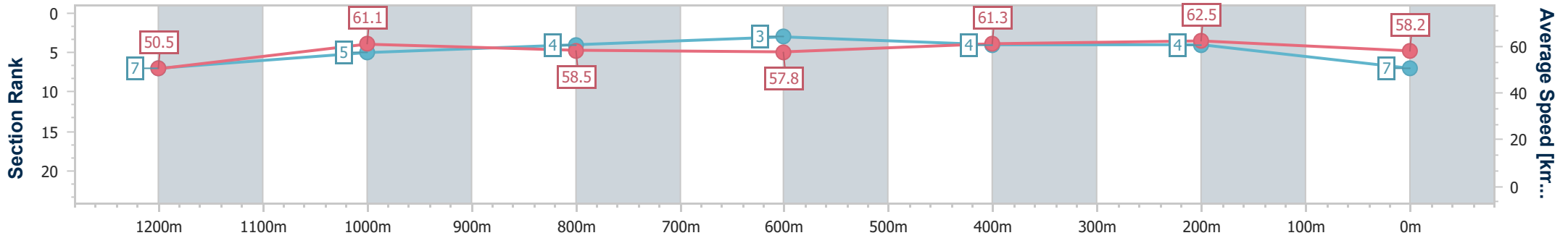
Horse/Jockey Name	El Maestro
Final Rank	7
Fastest Section Time (Section)	0:11.51 (400m)
Top Speed [km/h] (Section)	63.8 (400m)
Race State	Finished



Sunshine Coast QLD Professional
 Race 5: SANDSTONE OVER 50'S Maiden Handicap - 1400m
 06 August 2023 - 15:05
 Track Rating: Soft 5, Weather: Overcast, Rail Position: True



Section	Overall	1200m	1000m	800m	600m	400m	200m
Section Times	1:27.14 [7] (0:14.32)	1:12.82 [7] (0:11.77)	1:01.05 [5] (0:12.43)	0:48.62 [4] (0:12.73)	0:35.89 [3] (0:12.02)	0:23.87 [4] (0:11.51)	0:12.36 [4] (0:12.36)
Average Speed [km/h]	50.5	61.1	58.5	57.8	61.3	62.5	58.2
Top Speed [km/h]	63.2	63.2	59.6	59.0	62.7	63.8	61.7
Avg. Dist. to Rail [m]	12.1	4.6	4.1	3.6	3.8	7.6	9.6
Avg. Stride Freq. [Hz]	2.3	2.3	2.2	2.2	2.3	2.4	2.3
Avg. Stride Length [m]	6.0	7.4	7.3	7.3	7.4	7.3	7.1



- [] Ranking at each section and finish
- .-.- No data available at this section
- NA No data available



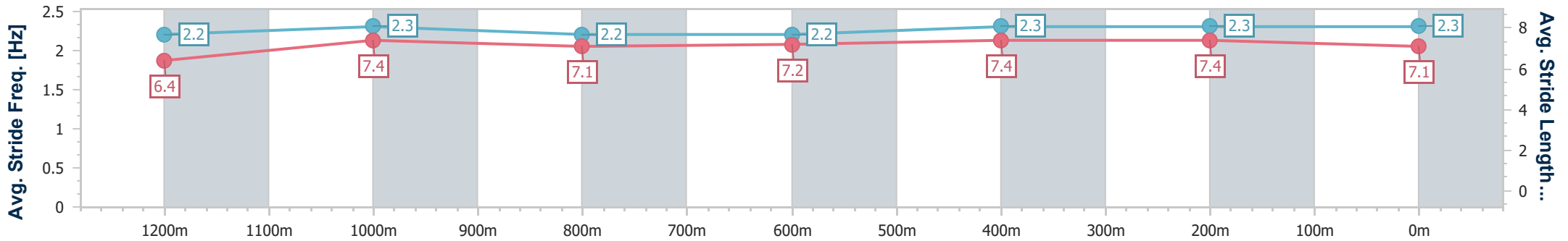
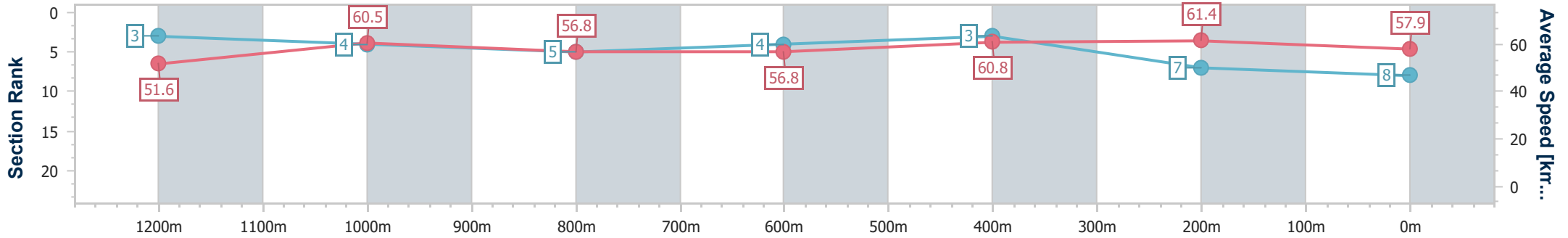
Horse/Jockey Name	Archers Reign
Final Rank	8
Fastest Section Time (Section)	0:11.72 (400m)
Top Speed [km/h] (Section)	62.8 (Overall)
Race State	Finished



Sunshine Coast QLD Professional
 Race 5: SANDSTONE OVER 50'S Maiden Handicap - 1400m
 06 August 2023 - 15:05
 Track Rating: Soft 5, Weather: Overcast, Rail Position: True



Section	Overall	1200m	1000m	800m	600m	400m	200m
Section Times	1:27.43 [8] (0:13.98)	1:13.45 [3] (0:11.91)	1:01.54 [4] (0:12.72)	0:48.82 [5] (0:12.70)	0:36.12 [4] (0:11.96)	0:24.16 [3] (0:11.72)	0:12.44 [7] (0:12.44)
Average Speed [km/h]	51.6	60.5	56.8	56.8	60.8	61.4	57.9
Top Speed [km/h]	62.8	61.8	58.7	59.6	61.9	62.2	60.5
Avg. Dist. to Rail [m]	10.3	2.3	1.8	0.7	1.2	4.8	6.5
Avg. Stride Freq. [Hz]	2.2	2.3	2.2	2.2	2.3	2.3	2.3
Avg. Stride Length [m]	6.4	7.4	7.1	7.2	7.4	7.4	7.1



- [] Ranking at each section and finish
- .-.- No data available at this section
- NA No data available



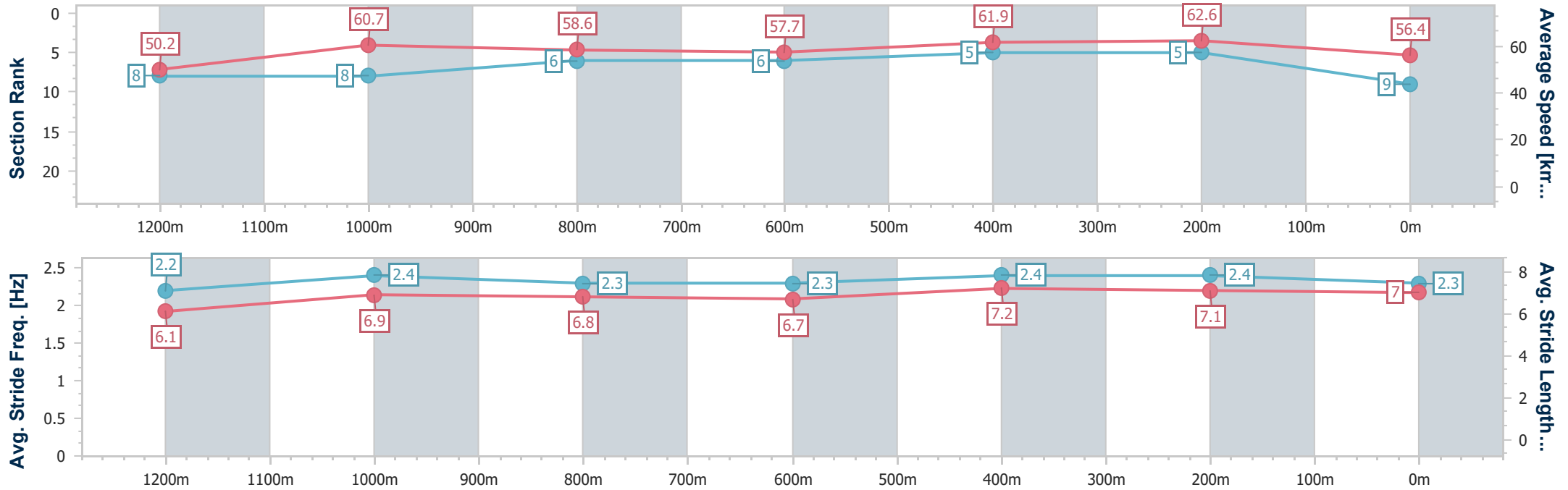
Horse/Jockey Name	Kai Tak
Final Rank	9
Fastest Section Time (Section)	0:11.51 (400m)
Top Speed [km/h] (Section)	63.7 (600m)
Race State	Finished



Sunshine Coast QLD Professional
 Race 5: SANDSTONE OVER 50'S Maiden Handicap - 1400m
 06 August 2023 - 15:05
 Track Rating: Soft 5, Weather: Overcast, Rail Position: True



Section	Overall	1200m	1000m	800m	600m	400m	200m
Section Times	1:27.63 [9] (0:14.36)	1:13.27 [8] (0:11.87)	1:01.40 [8] (0:12.45)	0:48.95 [6] (0:12.77)	0:36.18 [6] (0:11.91)	0:24.27 [5] (0:11.51)	0:12.76 [5] (0:12.76)
Average Speed [km/h]	50.2	60.7	58.6	57.7	61.9	62.6	56.4
Top Speed [km/h]	62.8	63.1	59.3	59.7	63.7	63.7	60.4
Avg. Dist. to Rail [m]	18.8	7.0	5.0	3.9	4.1	8.4	10.5
Avg. Stride Freq. [Hz]	2.2	2.4	2.3	2.3	2.4	2.4	2.3
Avg. Stride Length [m]	6.1	6.9	6.8	6.7	7.2	7.1	7.0



- [] Ranking at each section and finish
- .-.- No data available at this section
- NA No data available



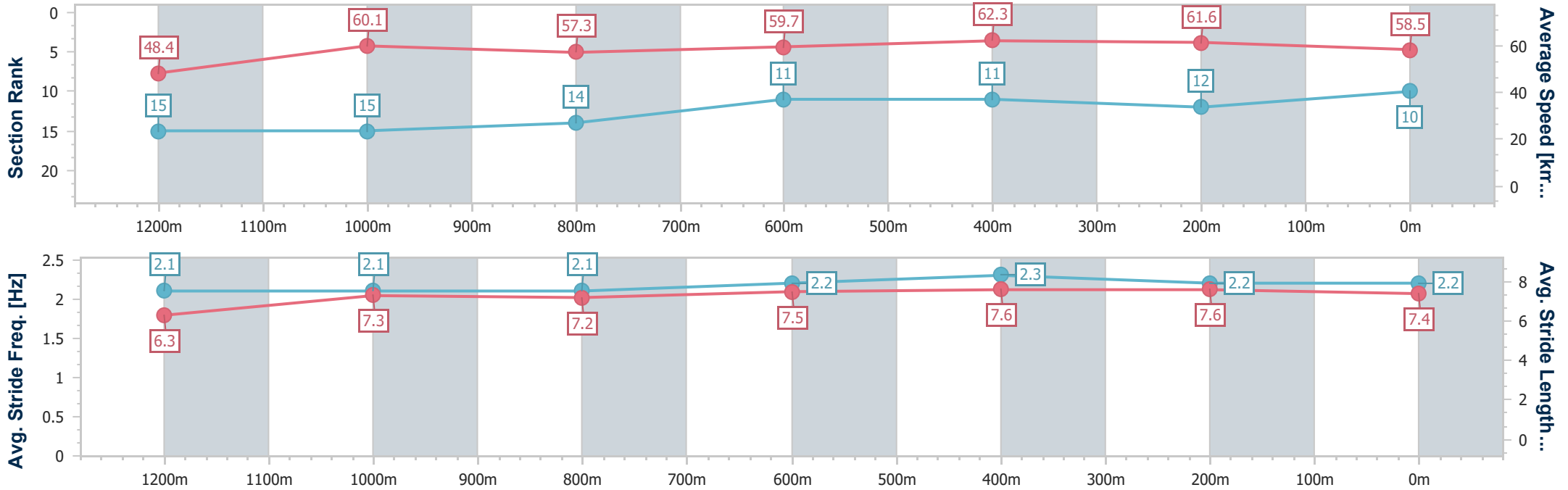
Horse/Jockey Name	I Prefer Minties
Final Rank	10
Fastest Section Time (Section)	0:11.68 (400m)
Top Speed [km/h] (Section)	63.7 (600m)
Race State	Finished



Sunshine Coast QLD Professional
 Race 5: SANDSTONE OVER 50'S Maiden Handicap - 1400m
 06 August 2023 - 15:05
 Track Rating: Soft 5, Weather: Overcast, Rail Position: True



Section	Overall	1200m	1000m	800m	600m	400m	200m
Section Times	1:27.78 [10] (0:14.89)	1:12.89 [15] (0:11.97)	1:00.92 [15] (0:12.70)	0:48.22 [14] (0:12.29)	0:35.93 [11] (0:11.93)	0:24.00 [11] (0:11.68)	0:12.32 [12] (0:12.32)
Average Speed [km/h]	48.4	60.1	57.3	59.7	62.3	61.6	58.5
Top Speed [km/h]	61.1	61.2	60.1	62.9	63.7	62.8	60.4
Avg. Dist. to Rail [m]	7.5	4.6	3.8	3.7	5.1	10.0	12.8
Avg. Stride Freq. [Hz]	2.1	2.1	2.1	2.2	2.3	2.2	2.2
Avg. Stride Length [m]	6.3	7.3	7.2	7.5	7.6	7.6	7.4



- [] Ranking at each section and finish
- .-.- No data available at this section
- NA No data available



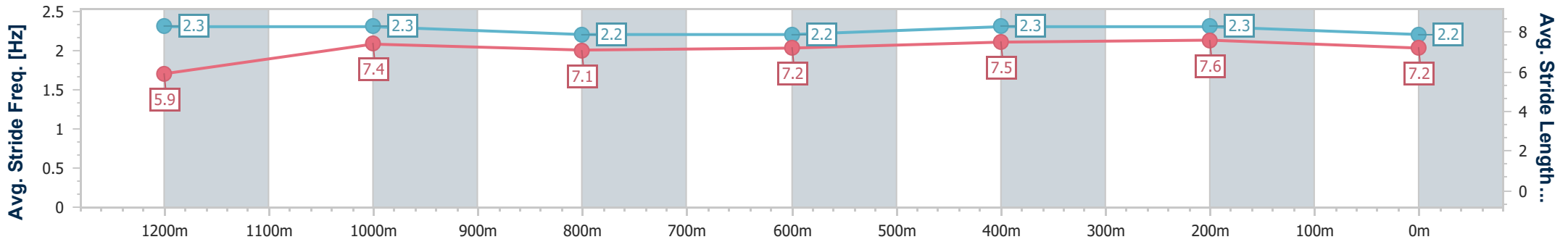
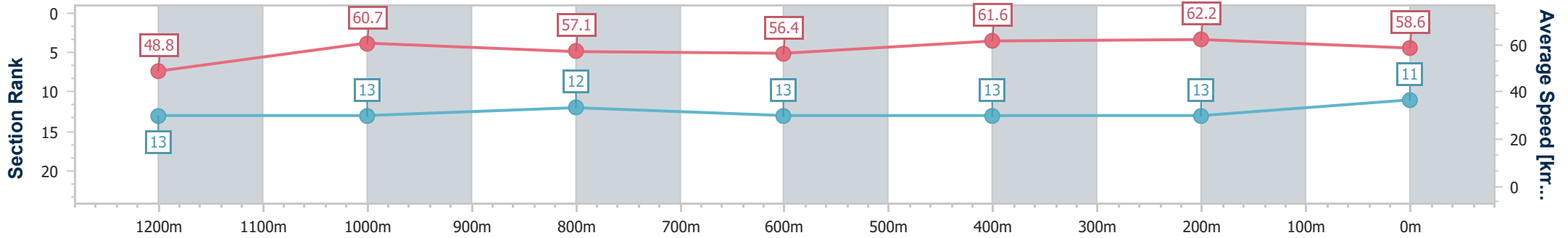
Horse/Jockey Name	Austral Street
Final Rank	11
Fastest Section Time (Section)	0:11.57 (400m)
Top Speed [km/h] (Section)	63.5 (400m)
Race State	Finished



Sunshine Coast QLD Professional
 Race 5: SANDSTONE OVER 50'S Maiden Handicap - 1400m
 06 August 2023 - 15:05
 Track Rating: Soft 5, Weather: Overcast, Rail Position: True



Section	Overall	1200m	1000m	800m	600m	400m	200m
Section Times	1:27.83 [11] (0:14.76)	1:13.07 [13] (0:11.87)	1:01.20 [13] (0:12.65)	0:48.55 [12] (0:12.84)	0:35.71 [13] (0:11.85)	0:23.86 [13] (0:11.57)	0:12.29 [13] (0:12.29)
Average Speed [km/h]	48.8	60.7	57.1	56.4	61.6	62.2	58.6
Top Speed [km/h]	60.6	61.9	58.0	60.2	62.0	63.5	60.6
Avg. Dist. to Rail [m]	5.2	2.2	1.7	1.1	2.1	7.7	11.0
Avg. Stride Freq. [Hz]	2.3	2.3	2.2	2.2	2.3	2.3	2.2
Avg. Stride Length [m]	5.9	7.4	7.1	7.2	7.5	7.6	7.2



- [] Ranking at each section and finish
- .-.- No data available at this section
- NA No data available



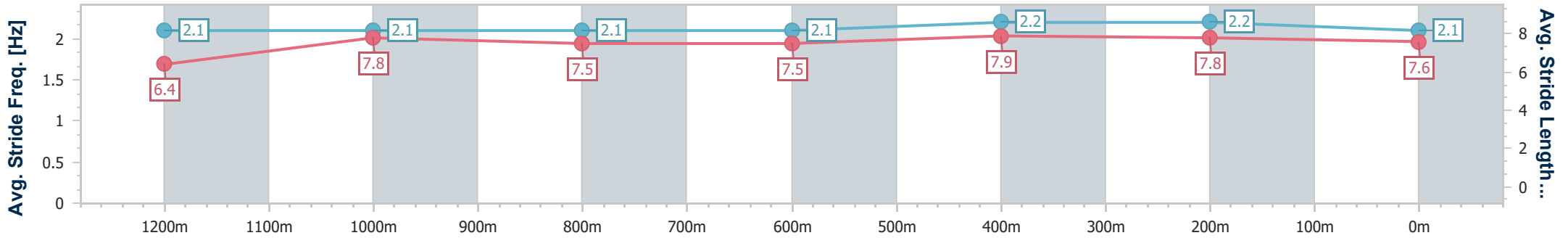
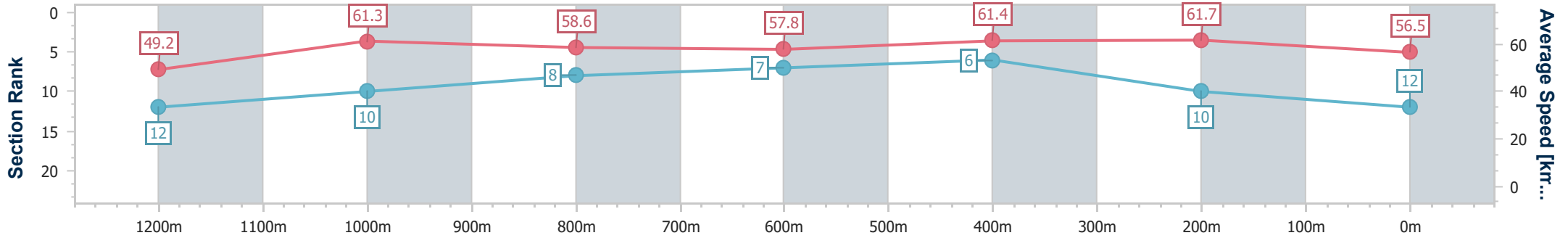
Horse/Jockey Name	Word From Above
Final Rank	12
Fastest Section Time (Section)	0:11.67 (400m)
Top Speed [km/h] (Section)	63.2 (1200m)
Race State	Finished



Sunshine Coast QLD Professional
 Race 5: SANDSTONE OVER 50'S Maiden Handicap - 1400m
 06 August 2023 - 15:05
 Track Rating: Soft 5, Weather: Overcast, Rail Position: True



Section	Overall	1200m	1000m	800m	600m	400m	200m
Section Times	1:27.86 [12] (0:14.62)	1:13.24 [12] (0:11.75)	1:01.49 [10] (0:12.44)	0:49.05 [8] (0:12.68)	0:36.37 [7] (0:11.95)	0:24.42 [6] (0:11.67)	0:12.75 [10]
Average Speed [km/h]	49.2	61.3	58.6	57.8	61.4	61.7	56.5
Top Speed [km/h]	62.4	63.2	59.1	60.0	62.1	62.7	60.2
Avg. Dist. to Rail [m]	13.4	4.8	4.3	3.2	3.1	6.5	9.1
Avg. Stride Freq. [Hz]	2.1	2.1	2.1	2.1	2.2	2.2	2.1
Avg. Stride Length [m]	6.4	7.8	7.5	7.5	7.9	7.8	7.6



- [] Ranking at each section and finish
- .-.- No data available at this section
- NA No data available



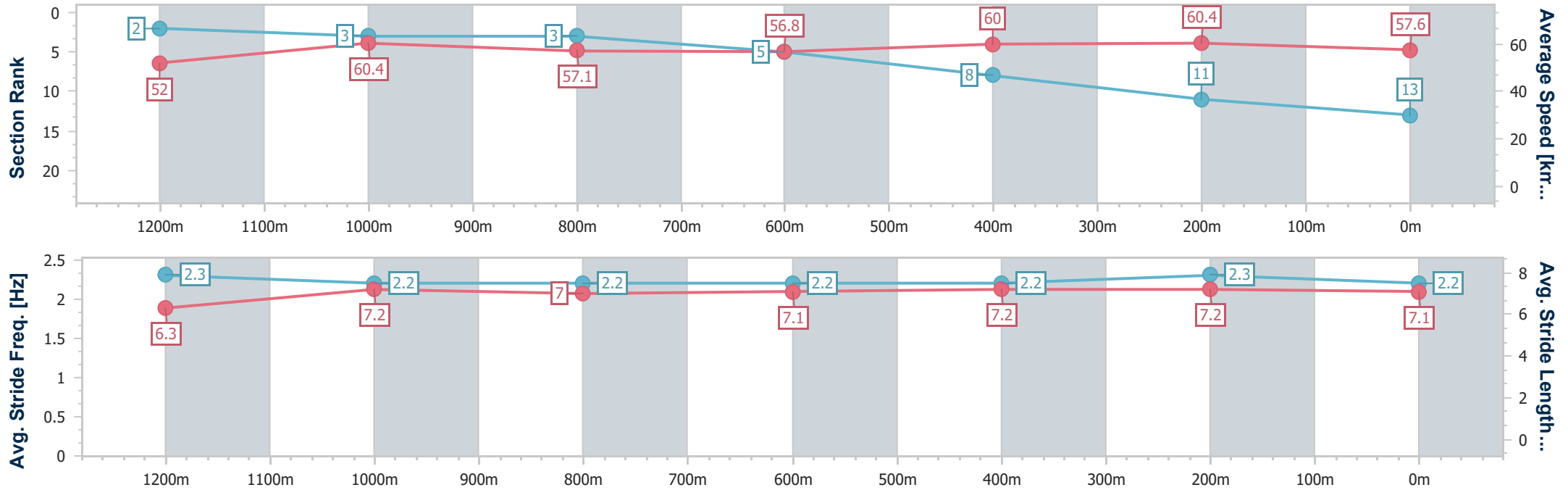
Horse/Jockey Name	Livingstones
Final Rank	13
Fastest Section Time (Section)	0:11.90 (1200m)
Top Speed [km/h] (Section)	63.3 (Overall)
Race State	Finished



Sunshine Coast QLD Professional
 Race 5: SANDSTONE OVER 50'S Maiden Handicap - 1400m
 06 August 2023 - 15:05
 Track Rating: Soft 5, Weather: Overcast, Rail Position: True



Section	Overall	1200m	1000m	800m	600m	400m	200m
Section Times	1:27.89 [13] (0:13.88)	1:14.01 [2] (0:11.90)	1:02.11 [3] (0:12.72)	0:49.39 [3] (0:12.86)	0:36.53 [5] (0:12.13)	0:24.40 [8] (0:11.90)	0:12.50 [11] (0:12.50)
Average Speed [km/h]	52.0	60.4	57.1	56.8	60.0	60.4	57.6
Top Speed [km/h]	63.3	62.1	58.5	59.4	61.1	61.1	59.1
Avg. Dist. to Rail [m]	12.2	3.9	3.2	2.3	1.9	6.0	7.8
Avg. Stride Freq. [Hz]	2.3	2.2	2.2	2.2	2.2	2.3	2.2
Avg. Stride Length [m]	6.3	7.2	7.0	7.1	7.2	7.2	7.1



- [] Ranking at each section and finish
- .-.- No data available at this section
- NA No data available



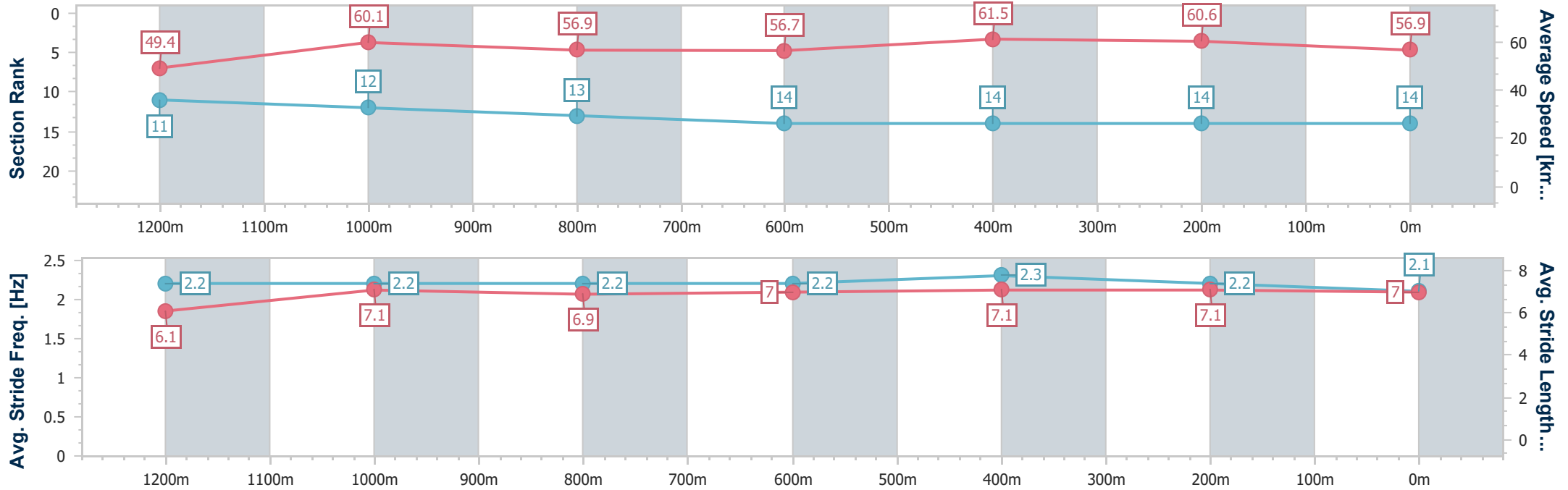
Horse/Jockey Name	Mizz Isle
Final Rank	14
Fastest Section Time (Section)	0:11.89 (600m)
Top Speed [km/h] (Section)	62.2 (400m)
Race State	Finished



Sunshine Coast QLD Professional
 Race 5: SANDSTONE OVER 50'S Maiden Handicap - 1400m
 06 August 2023 - 15:05
 Track Rating: Soft 5, Weather: Overcast, Rail Position: True



Section	Overall	1200m	1000m	800m	600m	400m	200m
Section Times	1:28.62 [14] (0:14.58)	1:14.04 [11] (0:11.99)	1:02.05 [12] (0:12.75)	0:49.30 [13] (0:12.87)	0:36.43 [14] (0:11.89)	0:24.54 [14] (0:11.89)	0:12.65 [14] (0:12.65)
Average Speed [km/h]	49.4	60.1	56.9	56.7	61.5	60.6	56.9
Top Speed [km/h]	59.9	61.6	57.8	60.3	61.8	62.2	59.1
Avg. Dist. to Rail [m]	8.0	3.7	3.3	2.4	2.6	8.5	8.4
Avg. Stride Freq. [Hz]	2.2	2.2	2.2	2.2	2.3	2.2	2.1
Avg. Stride Length [m]	6.1	7.1	6.9	7.0	7.1	7.1	7.0



- [] Ranking at each section and finish
- .-.- No data available at this section
- NA No data available



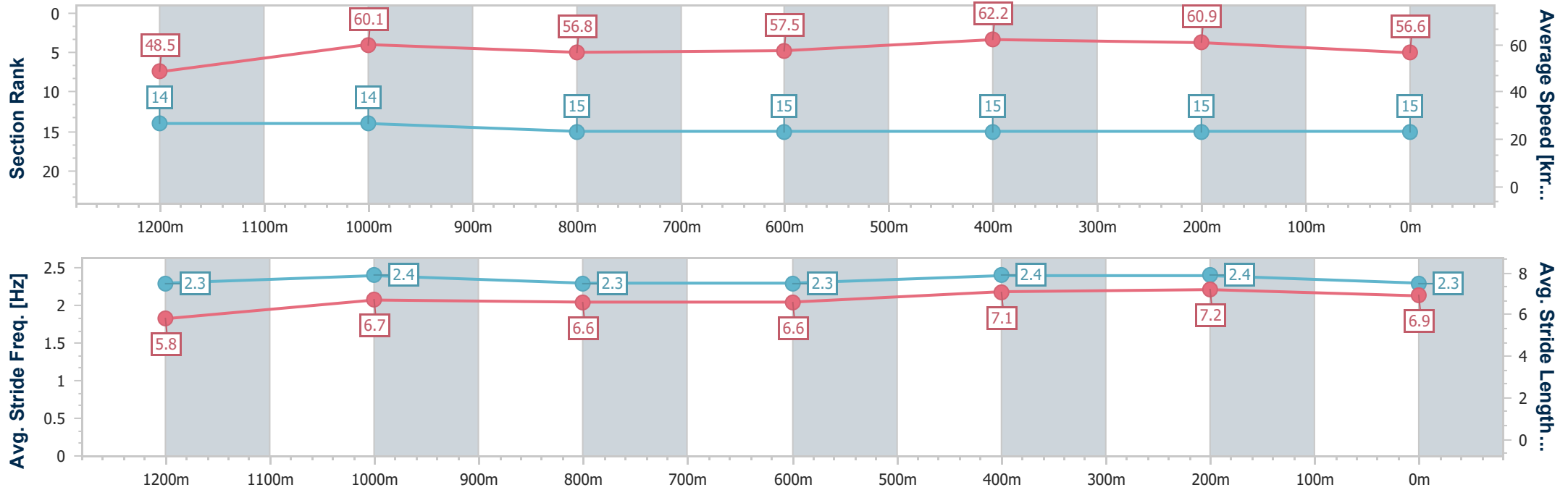
Horse/Jockey Name	Primary Witness
Final Rank	15
Fastest Section Time (Section)	0:11.83 (400m)
Top Speed [km/h] (Section)	63.5 (600m)
Race State	Finished



Sunshine Coast QLD Professional
 Race 5: SANDSTONE OVER 50'S Maiden Handicap - 1400m
 06 August 2023 - 15:05
 Track Rating: Soft 5, Weather: Overcast, Rail Position: True



Section	Overall	1200m	1000m	800m	600m	400m	200m
Section Times	1:28.77 [15] (0:14.84)	1:13.93 [14] (0:12.01)	1:01.92 [14] (0:12.74)	0:49.18 [15] (0:12.73)	0:36.45 [15] (0:11.91)	0:24.54 [15] (0:11.83)	0:12.71 [15] (0:12.71)
Average Speed [km/h]	48.5	60.1	56.8	57.5	62.2	60.9	56.6
Top Speed [km/h]	60.3	61.3	57.9	61.3	63.5	61.9	59.9
Avg. Dist. to Rail [m]	6.5	3.7	2.8	2.7	4.8	11.0	11.8
Avg. Stride Freq. [Hz]	2.3	2.4	2.3	2.3	2.4	2.4	2.3
Avg. Stride Length [m]	5.8	6.7	6.6	6.6	7.1	7.2	6.9



- [] Ranking at each section and finish
- .-.- No data available at this section
- NA No data available