



Mackay QLD Professional

Race 2: Ladbroke it! Class 3 Handicap - 1560m

08 August 2023 - 13:18



MACKAY TURF CLUB
Ooralea Racecourse

Track Rating: Good 4, Weather: Fine, Rail Position: +2m

| Section | | Overall | 1400m | 1200m | 1000m | 800m | 600m | 400m | Last 600m | | | | |
|-------------|--------------------------------------|----------------------|----------------------|----------------------|--------------------------|--------------------------|--------------------------|--------------------------|--------------------------|--------------------------|--------------------------|---------|------------------------|
| Field Times | | 1:36.43 (0:12.29) | 1:24.14 (0:12.46) | 1:11.68 (0:12.38) | 0:59.30 (0:12.14) | 0:47.16 (0:11.95) | 0:35.21 (0:11.88) | 0:23.33 (0:11.54) | 0:35.21 | | | | |
| Rank | TAB Horse/Jockey | Barrier | Top Speed [km/h] | Fastest Section | | | | | | | | | Distance Travelled [m] |
| 1 | 7 ANSELMO Warwick Satherley | 2 | 64.7 400m | 0:11.35 400m | 1:36.43 [1] (0:12.93) | 1:23.50 [5] (0:12.58) | 1:10.92 [5] (0:12.14) | 0:58.78 [4] (0:12.01) | 0:46.77 [4] (0:12.00) | 0:34.77 [4] (0:11.73) | 0:23.04 [4] (0:11.35) | 0:34.77 | |
| 2 | 5 WHISKEY ROW Erin Molloy | 4 | 65.8 400m | 0:11.41 400m | 1:36.44 [2] (0:12.61) | 1:23.83 [3] (0:12.53) | 1:11.30 [3] (0:12.23) | 0:59.07 [3] (0:12.18) | 0:46.89 [3] (0:11.96) | 0:34.93 [3] (0:11.87) | 0:23.06 [3] (0:11.41) | 0:34.93 | +6 |
| 3 | 2 ABSOLUTE CHARMER Chris Whiteley | 3 | 63.4 400m | 0:11.54 400m | 1:36.66 [3] (0:12.29) | 1:24.37 [1] (0:12.46) | 1:11.91 [1] (0:12.38) | 0:59.53 [1] (0:12.14) | 0:47.39 [1] (0:11.95) | 0:35.44 [1] (0:11.88) | 0:23.56 [1] (0:11.54) | 0:35.44 | +0 |
| 4 | 8 SHE'S OUR EMPRESS Nathan Day | 6 | 64.1 400m | 0:11.48 400m | 1:37.11 [4] (0:13.09) | 1:24.02 [7] (0:12.71) | 1:11.31 [7] (0:12.22) | 0:59.09 [7] (0:11.93) | 0:47.16 [6] (0:12.02) | 0:35.14 [6] (0:11.68) | 0:23.46 [6] (0:11.48) | 0:35.14 | +2 |
| 5 | 3 ELVIARE Nicole Seymour | 1 | 62.7 400m | 0:11.67 400m | 1:37.13 [5] (0:12.58) | 1:24.55 [2] (0:12.31) | 1:12.24 [2] (0:12.31) | 0:59.93 [2] (0:12.11) | 0:47.82 [2] (0:12.03) | 0:35.79 [2] (0:11.93) | 0:23.86 [2] (0:11.67) | 0:35.79 | +0 |
| 6 | 1 DIASONIC Alisha Donald | 7 | 63.9 600m | 0:11.50 400m | 1:37.28 [6] (0:13.07) | 1:24.21 [6] (0:12.64) | 1:11.57 [6] (0:12.26) | 0:59.31 [6] (0:12.07) | 0:47.24 [7] (0:12.09) | 0:35.15 [7] (0:11.67) | 0:23.48 [7] (0:11.50) | 0:35.15 | +7 |
| 7 | 6 BOLD ENFORCER Adam Sewell | 5 | 63.7 600m | 0:11.61 400m | 1:37.55 [7] (0:12.82) | 1:24.73 [4] (0:12.60) | 1:12.13 [4] (0:12.28) | 0:59.85 [5] (0:12.16) | 0:47.69 [5] (0:12.02) | 0:35.67 [5] (0:11.69) | 0:23.98 [5] (0:11.61) | 0:35.67 | +6 |
| 8 | 9 MISHANI JEWEL Jackson Murphy | 8 | 64.2 400m | 0:11.53 400m | 1:37.91 [8] (0:13.26) | 1:24.65 [8] (0:12.80) | 1:11.85 [8] (0:12.22) | 0:59.63 [8] (0:11.89) | 0:47.74 [8] (0:12.01) | 0:35.73 [8] (0:11.67) | 0:24.06 [8] (0:11.53) | 0:35.73 | +2 |

Scratched: Scarlet Desire (#4)

[] Ranking at each section and finish
-:--:- No data available at this section
NA No data available

SCN Saddle cloth number
DNF Did not finish
DNT Did not track

Track Rating: Good 4, Weather: Fine, Rail Position: +2m

| Section | | | | 200m | | | | Last 600m | |
|-------------|-----|---|---------|----------------------|-----------------|--------------------------|---------|-----------|------------------------|
| Field Times | | | | 0:11.79 (0:11.79) | | | | 0:35.21 | |
| Rank | TAB | Horse/Jockey | Barrier | Top Speed [km/h] | Fastest Section | Margin | | | Distance Travelled [m] |
| 1 | 7 | ANSELMO Warwick Satherley | 2 | 64.7 400m | 0:11.35 400m | 0:11.69 [2] (0:11.69) | 1:36.43 | | 0:34.77 |
| 2 | 5 | WHISKEY ROW Erin Molloy | 4 | 65.8 400m | 0:11.41 400m | 0:11.65 [3] (0:11.65) | 0.1L | | 0:34.93 +6 |
| 3 | 2 | ABSOLUTE CHARMER Chris Whiteley | 3 | 63.4 400m | 0:11.54 400m | 0:12.02 [1] (0:12.02) | 1.4L | | 0:35.44 +0 |
| 4 | 8 | SHE'S OUR EMPRESS Nathan Day | 6 | 64.1 400m | 0:11.48 400m | 0:11.98 [5] (0:11.98) | 3.9L | | 0:35.14 +2 |
| 5 | 3 | ELVIARE Nicole Seymour | 1 | 62.7 400m | 0:11.67 400m | 0:12.19 [4] (0:12.19) | 4.1L | | 0:35.79 +0 |
| 6 | 1 | DIASONIC Alisha Donald | 7 | 63.9 600m | 0:11.50 400m | 0:11.98 [7] (0:11.98) | 4.9L | | 0:35.15 +7 |
| 7 | 6 | BOLD ENFORCER Adam Sewell | 5 | 63.7 600m | 0:11.61 400m | 0:12.37 [6] (0:12.37) | 6.4L | | 0:35.67 +6 |
| 8 | 9 | MISHANI JEWEL Jackson Murphy | 8 | 64.2 400m | 0:11.53 400m | 0:12.53 [8] (0:12.53) | 8.4L | | 0:35.73 +2 |

Scratched: Scarlet Desire (#4)



| | |
|--------------------------------|----------------|
| Horse/Jockey Name | Anselmo |
| Final Rank | 1 |
| Fastest Section Time (Section) | 0:11.35 (400m) |
| Top Speed [km/h] (Section) | 64.7 (400m) |
| Race State | Finished |



Mackay QLD Professional

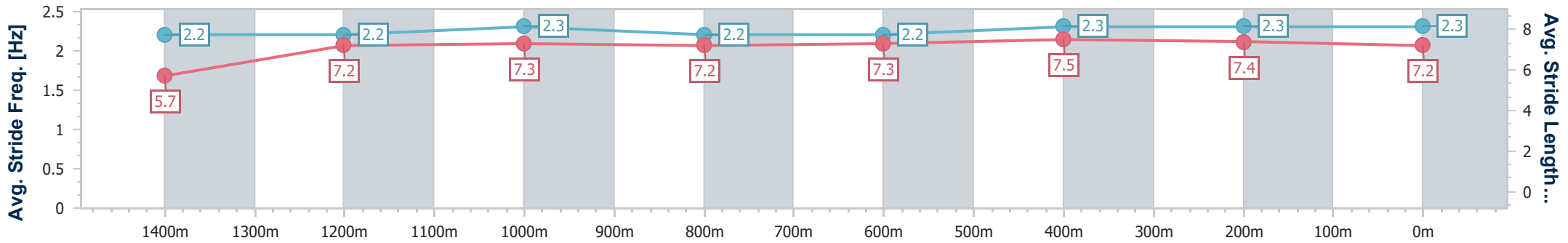
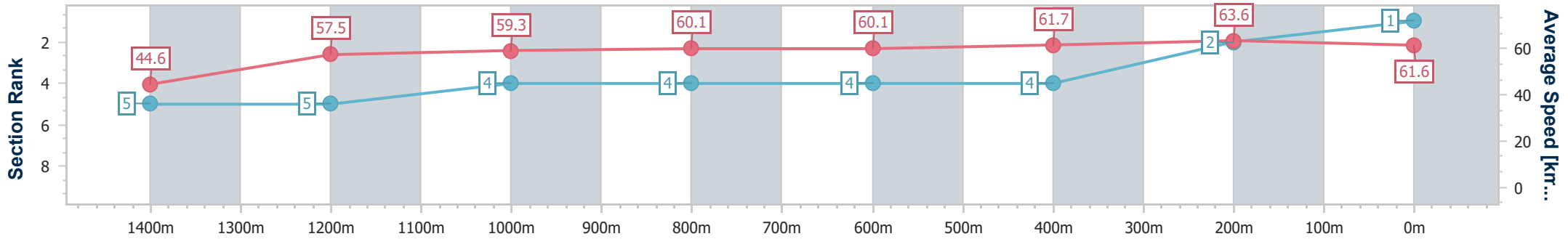
Race 2: Ladbroke it! Class 3 Handicap - 1560m

08 August 2023 - 13:18

Track Rating: Good 4, Weather: Fine, Rail Position: +2m



| Section | Overall | 1400m | 1200m | 1000m | 800m | 600m | 400m | 200m |
|------------------------|--------------------------|--------------------------|--------------------------|--------------------------|--------------------------|--------------------------|--------------------------|--------------------------|
| Section Times | 1:36.43 [1] (0:12.93) | 1:23.50 [5] (0:12.58) | 1:10.92 [5] (0:12.14) | 0:58.78 [4] (0:12.01) | 0:46.77 [4] (0:12.00) | 0:34.77 [4] (0:11.73) | 0:23.04 [4] (0:11.35) | 0:11.69 [2] (0:11.69) |
| Average Speed [km/h] | 44.6 | 57.5 | 59.3 | 60.1 | 60.1 | 61.7 | 63.6 | 61.6 |
| Top Speed [km/h] | 56.4 | 58.6 | 61.9 | 62.2 | 61.3 | 62.6 | 64.7 | 63.8 |
| Avg. Dist. to Rail [m] | 4.5 | 1.1 | 0.2 | 0.7 | 0.7 | 0.7 | 2.4 | 3.3 |
| Avg. Stride Freq. [Hz] | 2.2 | 2.2 | 2.3 | 2.2 | 2.2 | 2.3 | 2.3 | 2.3 |
| Avg. Stride Length [m] | 5.7 | 7.2 | 7.3 | 7.2 | 7.3 | 7.5 | 7.4 | 7.2 |



- [] Ranking at each section and finish
- .-.- No data available at this section
- NA No data available



| | |
|--------------------------------|----------------|
| Horse/Jockey Name | Whiskey Row |
| Final Rank | 2 |
| Fastest Section Time (Section) | 0:11.41 (400m) |
| Top Speed [km/h] (Section) | 65.8 (400m) |
| Race State | Finished |



Mackay QLD Professional

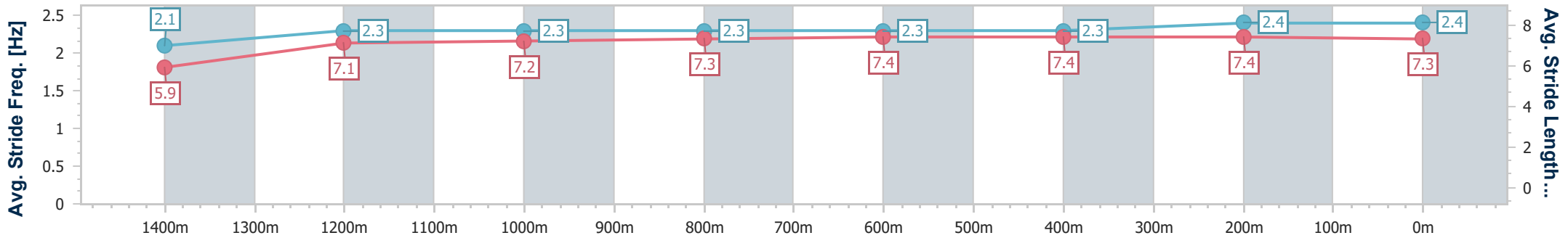
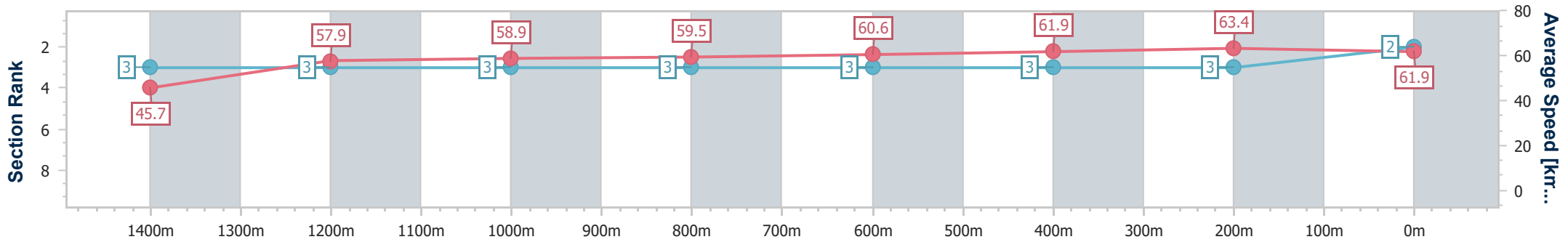
Race 2: Ladbroke it! Class 3 Handicap - 1560m

08 August 2023 - 13:18

Track Rating: Good 4, Weather: Fine, Rail Position: +2m



| Section | Overall | 1400m | 1200m | 1000m | 800m | 600m | 400m | 200m |
|------------------------|--------------------------|--------------------------|--------------------------|--------------------------|--------------------------|--------------------------|--------------------------|--------------------------|
| Section Times | 1:36.44 [2] (0:12.61) | 1:23.83 [3] (0:12.53) | 1:11.30 [3] (0:12.23) | 0:59.07 [3] (0:12.18) | 0:46.89 [3] (0:11.96) | 0:34.93 [3] (0:11.87) | 0:23.06 [3] (0:11.41) | 0:11.65 [3] (0:11.65) |
| Average Speed [km/h] | 45.7 | 57.9 | 58.9 | 59.5 | 60.6 | 61.9 | 63.4 | 61.9 |
| Top Speed [km/h] | 56.5 | 58.7 | 59.9 | 59.8 | 61.8 | 62.7 | 65.8 | 64.6 |
| Avg. Dist. to Rail [m] | 4.0 | 1.5 | 1.1 | 2.2 | 2.2 | 2.6 | 3.9 | 5.2 |
| Avg. Stride Freq. [Hz] | 2.1 | 2.3 | 2.3 | 2.3 | 2.3 | 2.3 | 2.4 | 2.4 |
| Avg. Stride Length [m] | 5.9 | 7.1 | 7.2 | 7.3 | 7.4 | 7.4 | 7.4 | 7.3 |



- [] Ranking at each section and finish
- .-.- No data available at this section
- NA No data available



| | |
|--------------------------------|------------------|
| Horse/Jockey Name | Absolute Charmer |
| Final Rank | 3 |
| Fastest Section Time (Section) | 0:11.54 (400m) |
| Top Speed [km/h] (Section) | 63.4 (400m) |
| Race State | Finished |



Mackay QLD Professional

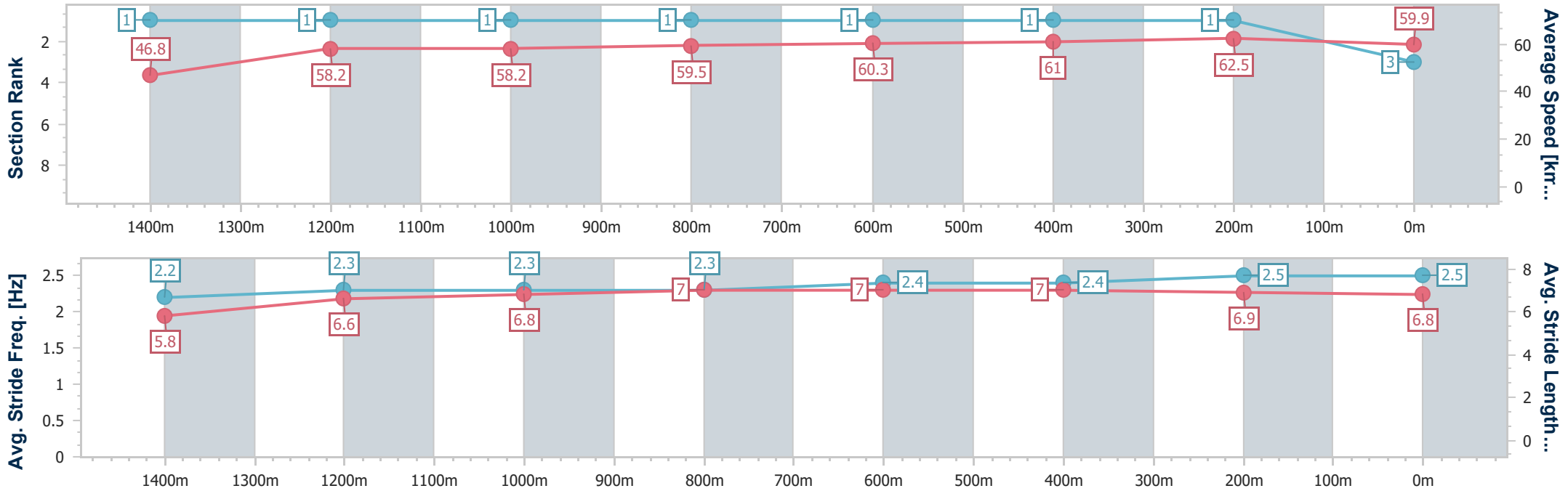
Race 2: Ladbroke it! Class 3 Handicap - 1560m

08 August 2023 - 13:18

Track Rating: Good 4, Weather: Fine, Rail Position: +2m



| Section | Overall | 1400m | 1200m | 1000m | 800m | 600m | 400m | 200m |
|------------------------|--------------------------|--------------------------|--------------------------|--------------------------|--------------------------|--------------------------|--------------------------|--------------------------|
| Section Times | 1:36.66 [3] (0:12.29) | 1:24.37 [1] (0:12.46) | 1:11.91 [1] (0:12.38) | 0:59.53 [1] (0:12.14) | 0:47.39 [1] (0:11.95) | 0:35.44 [1] (0:11.88) | 0:23.56 [1] (0:11.54) | 0:12.02 [1] (0:12.02) |
| Average Speed [km/h] | 46.8 | 58.2 | 58.2 | 59.5 | 60.3 | 61.0 | 62.5 | 59.9 |
| Top Speed [km/h] | 58.4 | 58.7 | 59.2 | 59.7 | 61.1 | 61.7 | 63.4 | 62.4 |
| Avg. Dist. to Rail [m] | 3.5 | 1.3 | 0.9 | 0.7 | 0.7 | 0.8 | 1.5 | 1.8 |
| Avg. Stride Freq. [Hz] | 2.2 | 2.3 | 2.3 | 2.3 | 2.4 | 2.4 | 2.5 | 2.5 |
| Avg. Stride Length [m] | 5.8 | 6.6 | 6.8 | 7.0 | 7.0 | 7.0 | 6.9 | 6.8 |



- [] Ranking at each section and finish
- .-.- No data available at this section
- NA No data available



| | |
|--------------------------------|-------------------|
| Horse/Jockey Name | She's Our Empress |
| Final Rank | 4 |
| Fastest Section Time (Section) | 0:11.48 (400m) |
| Top Speed [km/h] (Section) | 64.1 (400m) |
| Race State | Finished |



Mackay QLD Professional

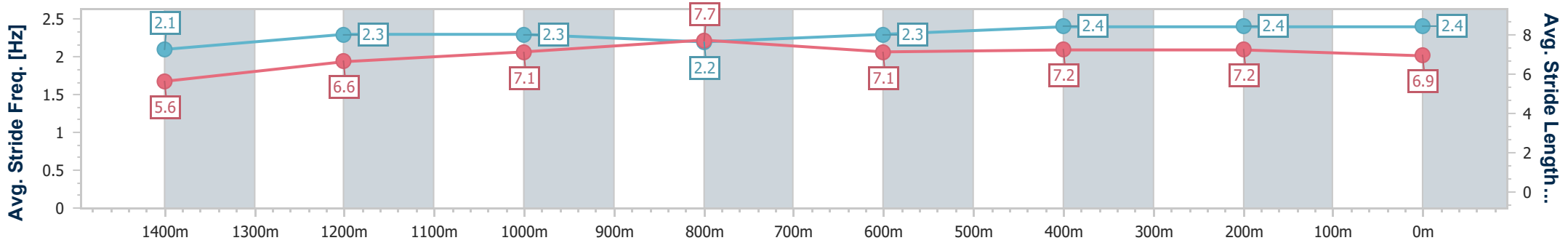
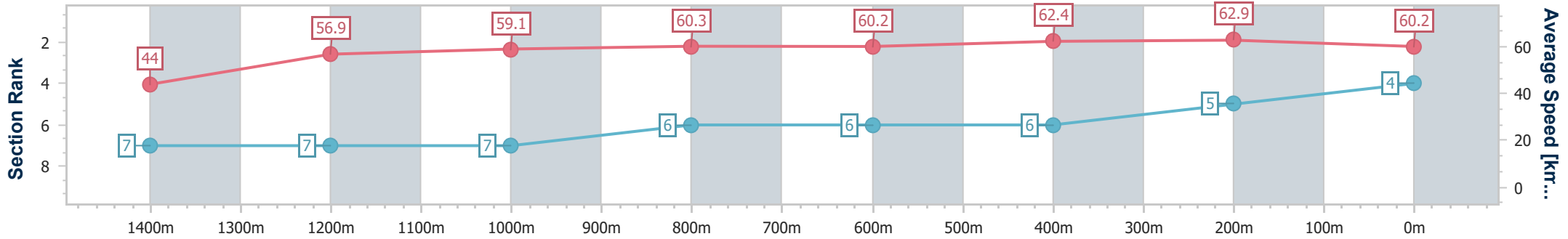
Race 2: Ladbroke it! Class 3 Handicap - 1560m

08 August 2023 - 13:18

Track Rating: Good 4, Weather: Fine, Rail Position: +2m



| Section | Overall | 1400m | 1200m | 1000m | 800m | 600m | 400m | 200m |
|------------------------|--------------------------|--------------------------|--------------------------|--------------------------|--------------------------|--------------------------|--------------------------|--------------------------|
| Section Times | 1:37.11 [4] (0:13.09) | 1:24.02 [7] (0:12.71) | 1:11.31 [7] (0:12.22) | 0:59.09 [7] (0:11.93) | 0:47.16 [6] (0:12.02) | 0:35.14 [6] (0:11.68) | 0:23.46 [6] (0:11.48) | 0:11.98 [5] (0:11.98) |
| Average Speed [km/h] | 44.0 | 56.9 | 59.1 | 60.3 | 60.2 | 62.4 | 62.9 | 60.2 |
| Top Speed [km/h] | 59.6 | 58.6 | 60.2 | 62.4 | 63.0 | 63.3 | 64.1 | 63.2 |
| Avg. Dist. to Rail [m] | 3.7 | 1.0 | 0.8 | 0.6 | 1.1 | 1.4 | 2.7 | 2.5 |
| Avg. Stride Freq. [Hz] | 2.1 | 2.3 | 2.3 | 2.2 | 2.3 | 2.4 | 2.4 | 2.4 |
| Avg. Stride Length [m] | 5.6 | 6.6 | 7.1 | 7.7 | 7.1 | 7.2 | 7.2 | 6.9 |



- [] Ranking at each section and finish
- .-.- No data available at this section
- NA No data available



| | |
|--------------------------------|----------------|
| Horse/Jockey Name | Elviare |
| Final Rank | 5 |
| Fastest Section Time (Section) | 0:11.67 (400m) |
| Top Speed [km/h] (Section) | 62.7 (400m) |
| Race State | Finished |



Mackay QLD Professional

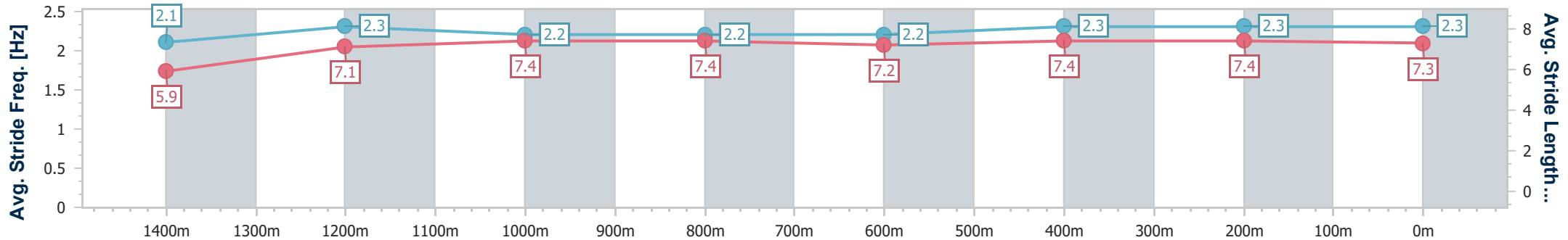
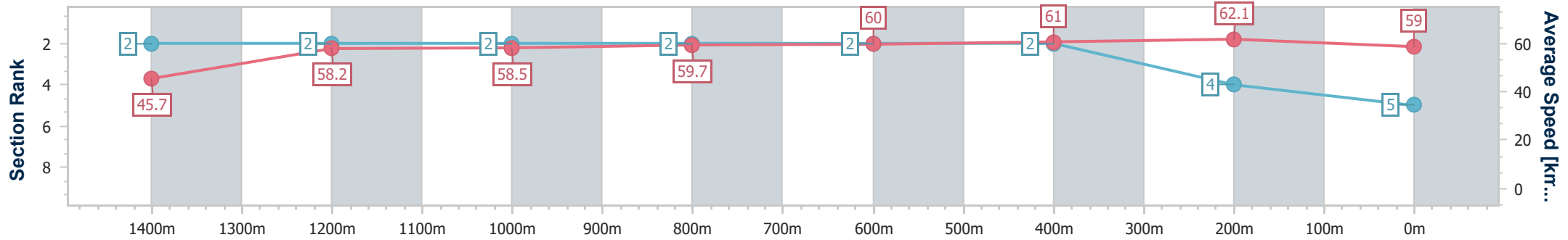
Race 2: Ladbroke it! Class 3 Handicap - 1560m

08 August 2023 - 13:18

Track Rating: Good 4, Weather: Fine, Rail Position: +2m



| Section | Overall | 1400m | 1200m | 1000m | 800m | 600m | 400m | 200m |
|------------------------|--------------------------|--------------------------|--------------------------|--------------------------|--------------------------|--------------------------|--------------------------|--------------------------|
| Section Times | 1:37.13 [5] (0:12.58) | 1:24.55 [2] (0:12.31) | 1:12.24 [2] (0:12.31) | 0:59.93 [2] (0:12.11) | 0:47.82 [2] (0:12.03) | 0:35.79 [2] (0:11.93) | 0:23.86 [2] (0:11.67) | 0:12.19 [4] (0:12.19) |
| Average Speed [km/h] | 45.7 | 58.2 | 58.5 | 59.7 | 60.0 | 61.0 | 62.1 | 59.0 |
| Top Speed [km/h] | 57.3 | 58.7 | 60.0 | 60.4 | 61.4 | 62.5 | 62.7 | 62.0 |
| Avg. Dist. to Rail [m] | 1.2 | 0.8 | 0.5 | 1.3 | 1.3 | 1.5 | 3.9 | 4.1 |
| Avg. Stride Freq. [Hz] | 2.1 | 2.3 | 2.2 | 2.2 | 2.2 | 2.3 | 2.3 | 2.3 |
| Avg. Stride Length [m] | 5.9 | 7.1 | 7.4 | 7.4 | 7.2 | 7.4 | 7.4 | 7.3 |



- [] Ranking at each section and finish
- .-.- No data available at this section
- NA No data available



| | |
|--------------------------------|----------------|
| Horse/Jockey Name | Diasonic |
| Final Rank | 6 |
| Fastest Section Time (Section) | 0:11.50 (400m) |
| Top Speed [km/h] (Section) | 63.9 (600m) |
| Race State | Finished |



Mackay QLD Professional

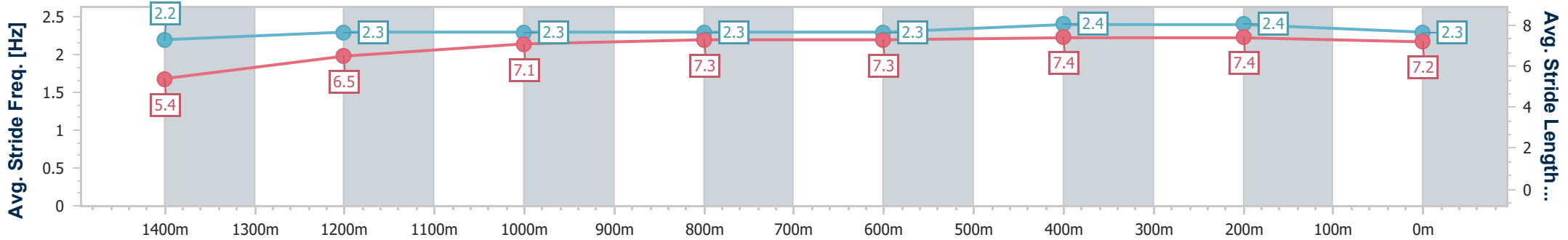
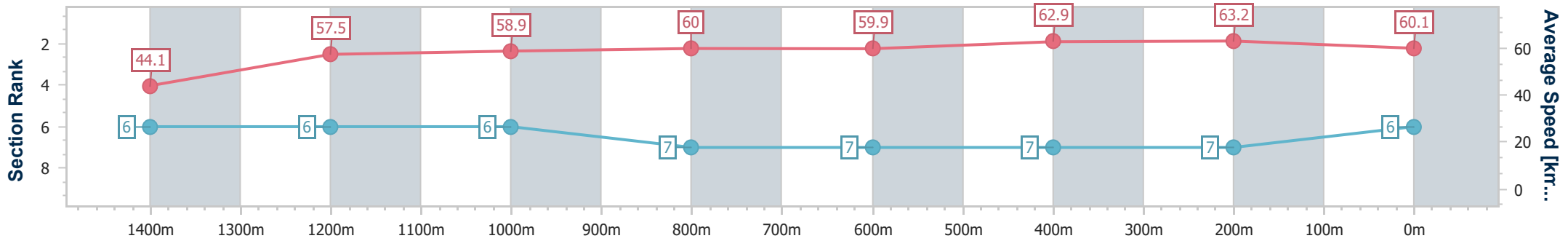
Race 2: Ladbroke it! Class 3 Handicap - 1560m

08 August 2023 - 13:18

Track Rating: Good 4, Weather: Fine, Rail Position: +2m



| Section | Overall | 1400m | 1200m | 1000m | 800m | 600m | 400m | 200m |
|------------------------|--------------------------|--------------------------|--------------------------|--------------------------|--------------------------|--------------------------|--------------------------|--------------------------|
| Section Times | 1:37.28 [6] (0:13.07) | 1:24.21 [6] (0:12.64) | 1:11.57 [6] (0:12.26) | 0:59.31 [6] (0:12.07) | 0:47.24 [7] (0:12.09) | 0:35.15 [7] (0:11.67) | 0:23.48 [7] (0:11.50) | 0:11.98 [7] (0:11.98) |
| Average Speed [km/h] | 44.1 | 57.5 | 58.9 | 60.0 | 59.9 | 62.9 | 63.2 | 60.1 |
| Top Speed [km/h] | 55.4 | 59.5 | 60.6 | 61.6 | 61.2 | 63.9 | 63.7 | 63.6 |
| Avg. Dist. to Rail [m] | 5.8 | 2.0 | 1.9 | 1.8 | 1.6 | 2.5 | 6.0 | 6.2 |
| Avg. Stride Freq. [Hz] | 2.2 | 2.3 | 2.3 | 2.3 | 2.3 | 2.4 | 2.4 | 2.3 |
| Avg. Stride Length [m] | 5.4 | 6.5 | 7.1 | 7.3 | 7.3 | 7.4 | 7.4 | 7.2 |



- [] Ranking at each section and finish
- .-.- No data available at this section
- NA No data available



| | |
|--------------------------------|----------------|
| Horse/Jockey Name | Bold Enforcer |
| Final Rank | 7 |
| Fastest Section Time (Section) | 0:11.61 (400m) |
| Top Speed [km/h] (Section) | 63.7 (600m) |
| Race State | Finished |



Mackay QLD Professional

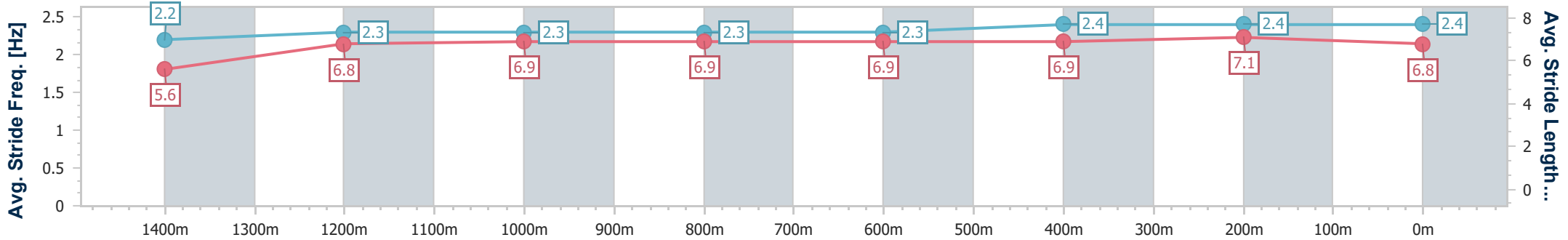
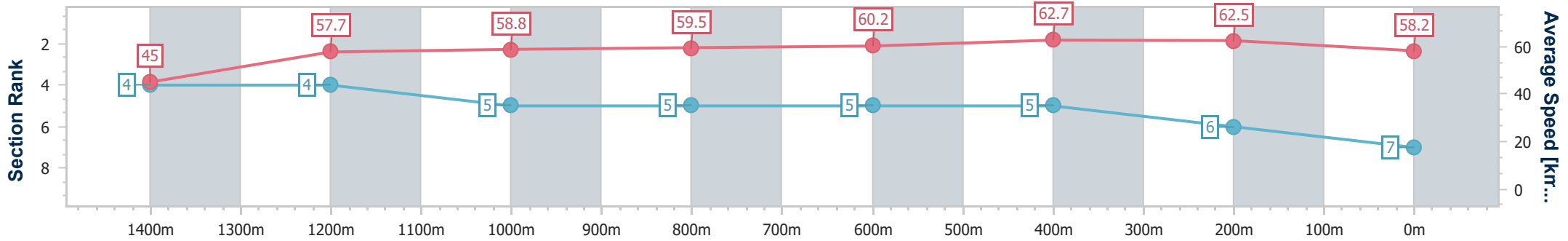
Race 2: Ladbroke it! Class 3 Handicap - 1560m

08 August 2023 - 13:18

Track Rating: Good 4, Weather: Fine, Rail Position: +2m



| Section | Overall | 1400m | 1200m | 1000m | 800m | 600m | 400m | 200m |
|------------------------|--------------------------|--------------------------|--------------------------|--------------------------|--------------------------|--------------------------|--------------------------|-------------|
| Section Times | 1:37.55 [7] (0:12.82) | 1:24.73 [4] (0:12.60) | 1:12.13 [4] (0:12.28) | 0:59.85 [5] (0:12.16) | 0:47.69 [5] (0:12.02) | 0:35.67 [5] (0:11.69) | 0:23.98 [5] (0:11.61) | 0:12.37 [6] |
| Average Speed [km/h] | 45.0 | 57.7 | 58.8 | 59.5 | 60.2 | 62.7 | 62.5 | 58.2 |
| Top Speed [km/h] | 55.6 | 58.9 | 60.0 | 60.0 | 62.3 | 63.7 | 63.0 | 61.9 |
| Avg. Dist. to Rail [m] | 5.3 | 2.2 | 1.9 | 1.7 | 1.6 | 2.3 | 5.2 | 4.9 |
| Avg. Stride Freq. [Hz] | 2.2 | 2.3 | 2.3 | 2.3 | 2.3 | 2.4 | 2.4 | 2.4 |
| Avg. Stride Length [m] | 5.6 | 6.8 | 6.9 | 6.9 | 6.9 | 6.9 | 7.1 | 6.8 |



- [] Ranking at each section and finish
- .-.- No data available at this section
- NA No data available



| | |
|--------------------------------|----------------|
| Horse/Jockey Name | Mishani Jewel |
| Final Rank | 8 |
| Fastest Section Time (Section) | 0:11.53 (400m) |
| Top Speed [km/h] (Section) | 64.2 (400m) |
| Race State | Finished |



Mackay QLD Professional

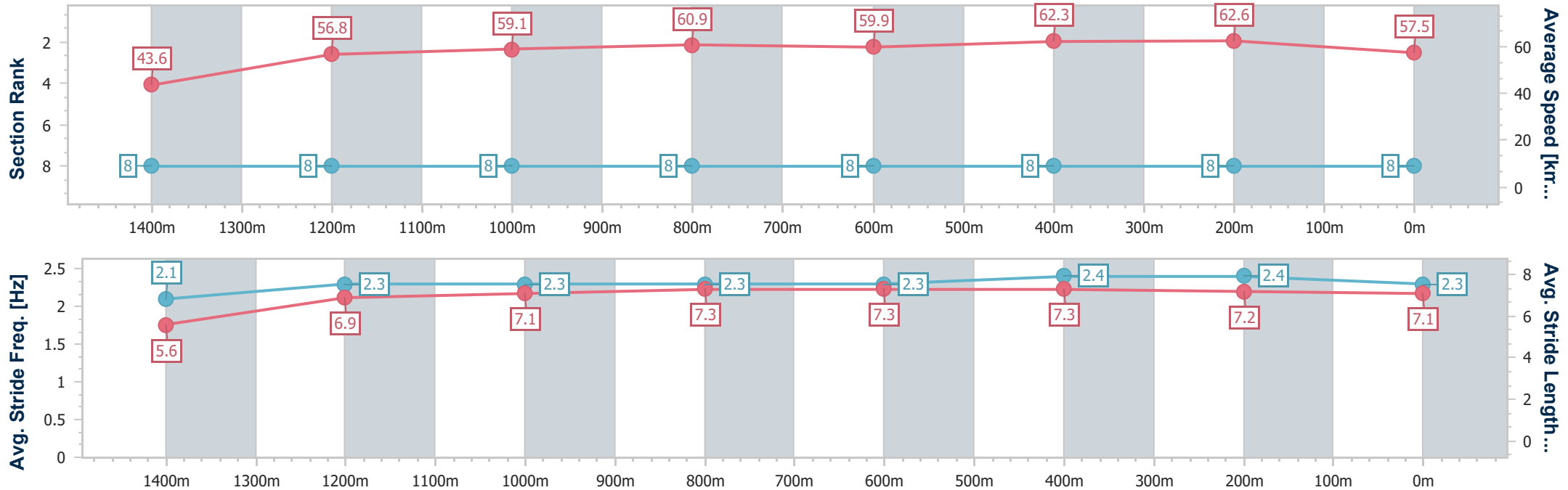
Race 2: Ladbroke it! Class 3 Handicap - 1560m

08 August 2023 - 13:18

Track Rating: Good 4, Weather: Fine, Rail Position: +2m



| Section | Overall | 1400m | 1200m | 1000m | 800m | 600m | 400m | 200m |
|------------------------|--------------------------|--------------------------|--------------------------|--------------------------|--------------------------|--------------------------|--------------------------|--------------------------|
| Section Times | 1:37.91 [8] (0:13.26) | 1:24.65 [8] (0:12.80) | 1:11.85 [8] (0:12.22) | 0:59.63 [8] (0:11.89) | 0:47.74 [8] (0:12.01) | 0:35.73 [8] (0:11.67) | 0:24.06 [8] (0:11.53) | 0:12.53 [8] (0:12.53) |
| Average Speed [km/h] | 43.6 | 56.8 | 59.1 | 60.9 | 59.9 | 62.3 | 62.6 | 57.5 |
| Top Speed [km/h] | 55.5 | 58.8 | 60.2 | 62.1 | 61.6 | 62.9 | 64.2 | 62.2 |
| Avg. Dist. to Rail [m] | 7.0 | 1.8 | 1.2 | 1.2 | 1.0 | 1.2 | 1.7 | 2.1 |
| Avg. Stride Freq. [Hz] | 2.1 | 2.3 | 2.3 | 2.3 | 2.3 | 2.4 | 2.4 | 2.3 |
| Avg. Stride Length [m] | 5.6 | 6.9 | 7.1 | 7.3 | 7.3 | 7.3 | 7.2 | 7.1 |



- [] Ranking at each section and finish
- .-.-.- No data available at this section
- NA No data available