



# Mackay QLD Professional

## Race 4: Ladbrokes Odds Surge Maiden Plate - 1050m

08 August 2023 - 14:30



MACKAY TURF CLUB  
Ooralea Racecourse

Track Rating: Good 4, Weather: Fine, Rail Position: +2m Entire

Section		Overall											Last 600m	
Field Times		1:01.02											0:34.40	
		(0:04.86)												
		1000m												
		0:56.16												
		(0:11.01)												
		800m												
		0:45.15												
		(0:10.75)												
		600m												
		0:34.40												
		(0:10.86)												
		400m												
		0:23.54												
		(0:11.32)												
		200m												
		0:12.22												
		(0:12.22)												
Rank	TAB	Horse/Jockey	Barrier	Top Speed [km/h]	Fastest Section	Overall	1000m	800m	600m	400m	200m	Margin	Distance Travelled [m]	
1	4	FAY FAYE Brooke Johnson	10	67.9	0:04.86	1:01.02 [1] (0:04.86)	0:56.16 [1] (0:11.01)	0:45.15 [1] (0:10.75)	0:34.40 [1] (0:10.86)	0:23.54 [1] (0:11.32)	0:12.22 [1] (0:12.22)	1:01.02	0:34.40	
2	5	LESOTHO DIAMOND Gabrielle Semmens	7	69.4	0:05.14	1:01.35 [2] (0:05.14)	0:56.21 [6] (0:11.06)	0:45.15 [4] (0:10.74)	0:34.41 [3] (0:11.24)	0:23.17 [3] (0:11.19)	0:11.98 [2] (0:11.98)	1.8L	0:34.41 +2	
3	10	TALANTINO Chris Whiteley	13	67.9	0:05.08	1:01.84 [3] (0:05.08)	0:56.76 [3] (0:11.42)	0:45.34 [6] (0:10.81)	0:34.53 [5] (0:11.12)	0:23.41 [4] (0:11.36)	0:12.05 [4] (0:12.05)	4.6L	0:34.53 -1	
4	8	SHEZA FLYER Ryan Wiggins	2	67.6	0:04.99	1:02.29 [4] (0:04.99)	0:57.30 [2] (0:11.12)	0:46.18 [2] (0:10.79)	0:35.39 [2] (0:11.20)	0:24.19 [2] (0:11.65)	0:12.54 [3] (0:12.54)	7.1L	0:35.39 -5	
5	3	FAIRYBOWER FLYER Erin Molloy	15	67.5	0:05.63	1:02.31 [5] (0:05.63)	0:56.68 [9] (0:11.58)	0:45.10 [9] (0:10.87)	0:34.23 [9] (0:11.26)	0:22.97 [9] (0:11.25)	0:11.72 [6] (0:11.72)	7.2L	0:34.23 +0	
6	12	EXOGROOVE Warwick Satherley	9	68.2	0:05.19	1:02.65 [6] (0:05.19)	0:57.46 [7] (0:11.51)	0:45.95 [8] (0:10.91)	0:35.04 [7] (0:11.42)	0:23.62 [7] (0:11.56)	0:12.06 [7] (0:12.06)	9.2L	0:35.04 +5	
7	9	STILLWATER Adam Sewell	8	66.7	0:05.35	1:03.01 [7] (0:05.35)	0:57.66 [8] (0:11.34)	0:46.32 [7] (0:11.00)	0:35.32 [8] (0:11.39)	0:23.93 [8] (0:11.72)	0:12.21 [9] (0:12.21)	11.2L	0:35.32 -4	
8	7	ROWBOSITI Jackson Murphy	14	68.9	0:05.10	1:03.11 [8] (0:05.10)	0:58.01 [4] (0:11.09)	0:46.92 [3] (0:10.98)	0:35.94 [4] (0:11.53)	0:24.41 [5] (0:11.77)	0:12.64 [5] (0:12.64)	11.7L	0:35.94 +2	
9	11	ZAZ IN PARIS Jade Doolan	4	66.9	0:05.10	1:03.34 [9] (0:05.10)	0:58.24 [5] (0:11.37)	0:46.87 [5] (0:10.98)	0:35.89 [6] (0:11.39)	0:24.50 [6] (0:11.84)	0:12.66 [8] (0:12.66)	13L	0:35.89 -3	
10	6	MY DAD'S BETTER Alisha Donald	5	65.3	0:08.51	1:07.98 [10] (0:08.51)	0:59.47 [10] (0:13.15)	0:46.32 [10] (0:11.60)	0:34.72 [10] (0:11.51)	0:23.21 [10] (0:11.33)	0:11.88 [10] (0:11.88)	40.3L	0:34.72 +3	

Scratched: Key To The Zou (#14), Mishani Captive (#15), Avid Diva (#2), The Company (#1), Rogue Encounter (#13)

[ ] Ranking at each section and finish  
-:--:- No data available at this section  
NA No data available

SCN Saddle cloth number  
DNF Did not finish  
DNT Did not track



Horse/Jockey Name	Fay Faye
Final Rank	1
Fastest Section Time (Section)	0:04.86 (Overall)
Top Speed [km/h] (Section)	67.9 (800m)
Race State	Finished



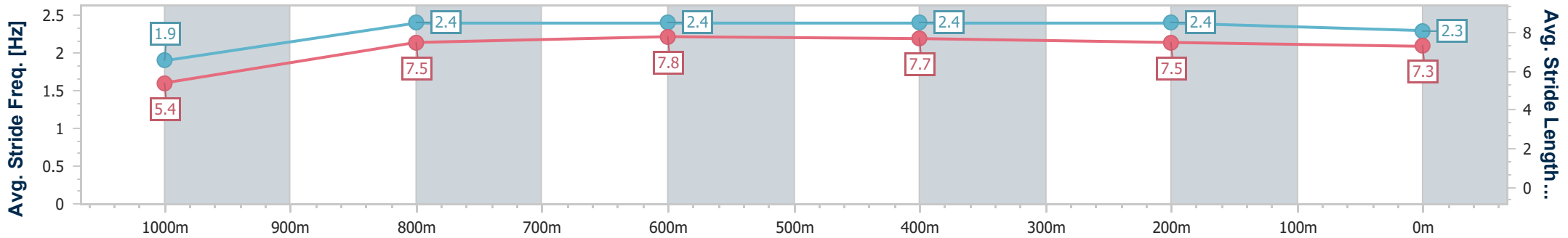
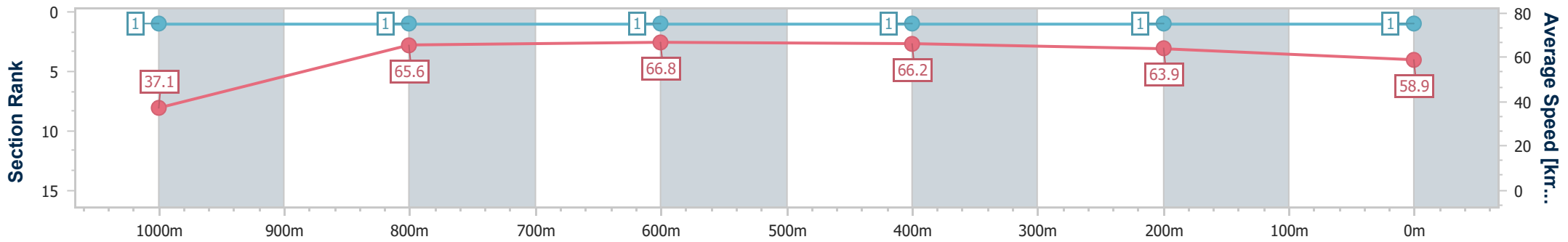
Mackay QLD Professional  
Race 4: Ladbrokes Odds Surge Maiden Plate - 1050m

08 August 2023 - 14:30

Track Rating: Good 4, Weather: Fine, Rail Position: +2m Entire



Section	Overall	1000m	800m	600m	400m	200m
Section Times	1:01.02 [1] (0:04.86)	0:56.16 [1] (0:11.01)	0:45.15 [1] (0:10.75)	0:34.40 [1] (0:10.86)	0:23.54 [1] (0:11.32)	0:12.22 [1] (0:12.22)
Average Speed [km/h]	37.1	65.6	66.8	66.2	63.9	58.9
Top Speed [km/h]	57.3	67.4	67.9	66.9	65.6	62.3
Avg. Dist. to Rail [m]	8.3	1.5	0.4	0.8	2.8	1.9
Avg. Stride Freq. [Hz]	1.9	2.4	2.4	2.4	2.4	2.3
Avg. Stride Length [m]	5.4	7.5	7.8	7.7	7.5	7.3



- [ ] Ranking at each section and finish
- .-.- No data available at this section
- NA No data available



Horse/Jockey Name	Lesotho Diamond
Final Rank	2
Fastest Section Time (Section)	0:05.14 (Overall)
Top Speed [km/h] (Section)	69.4 (800m)
Race State	Finished



### Mackay QLD Professional

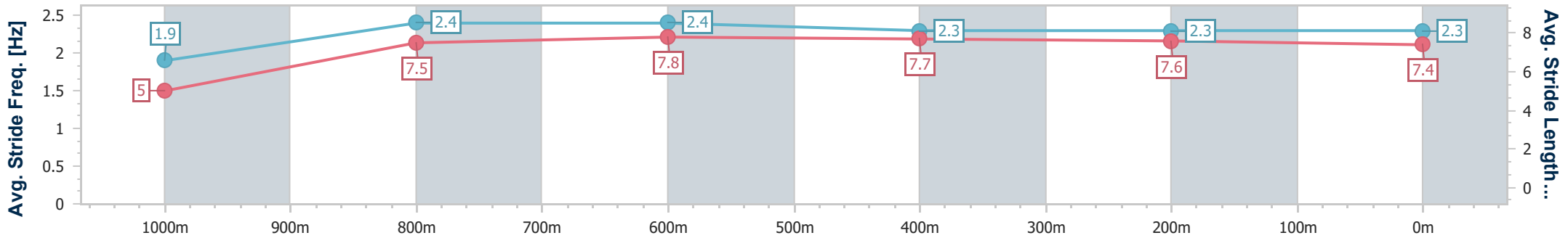
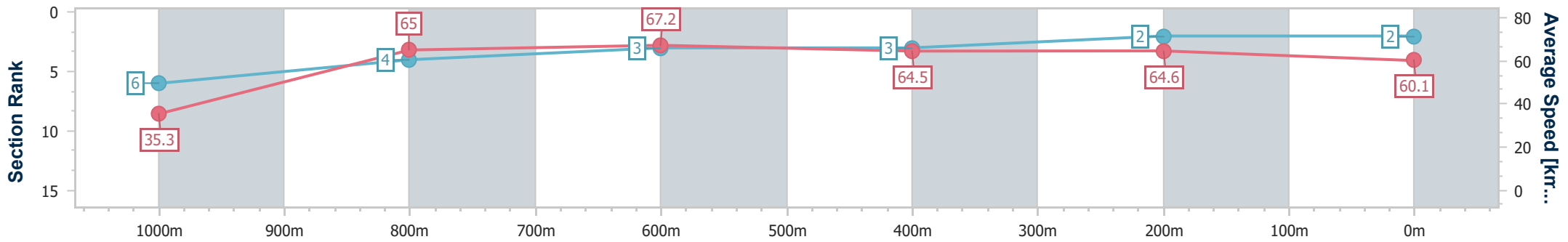
Race 4: Ladbrokes Odds Surge Maiden Plate - 1050m

08 August 2023 - 14:30

Track Rating: Good 4, Weather: Fine, Rail Position: +2m Entire



Section	Overall	1000m	800m	600m	400m	200m
Section Times	1:01.35 [2] (0:05.14)	0:56.21 [6] (0:11.06)	0:45.15 [4] (0:10.74)	0:34.41 [3] (0:11.24)	0:23.17 [3] (0:11.19)	0:11.98 [2] (0:11.98)
Average Speed [km/h]	35.3	65.0	67.2	64.5	64.6	60.1
Top Speed [km/h]	56.7	68.6	69.4	65.6	65.1	64.0
Avg. Dist. to Rail [m]	0.7	0.6	1.2	0.8	3.5	5.1
Avg. Stride Freq. [Hz]	1.9	2.4	2.4	2.3	2.3	2.3
Avg. Stride Length [m]	5.0	7.5	7.8	7.7	7.6	7.4



- [ ] Ranking at each section and finish
- .-.- No data available at this section
- NA No data available



Horse/Jockey Name	Talantino
Final Rank	3
Fastest Section Time (Section)	0:05.08 (Overall)
Top Speed [km/h] (Section)	67.9 (800m)
Race State	Finished



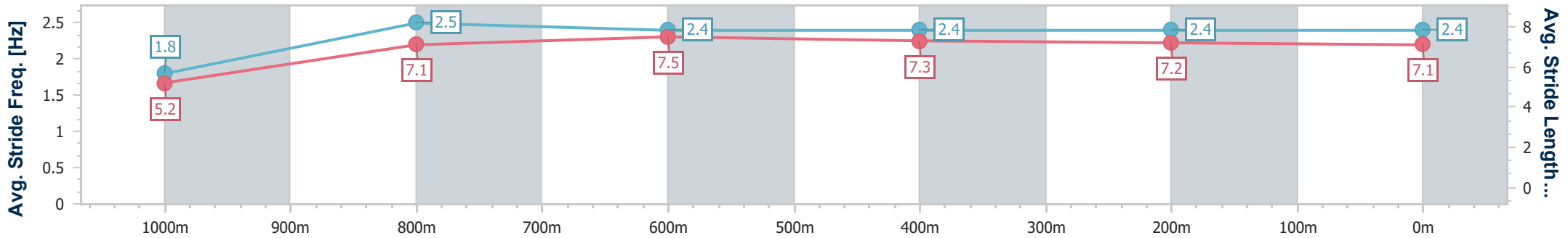
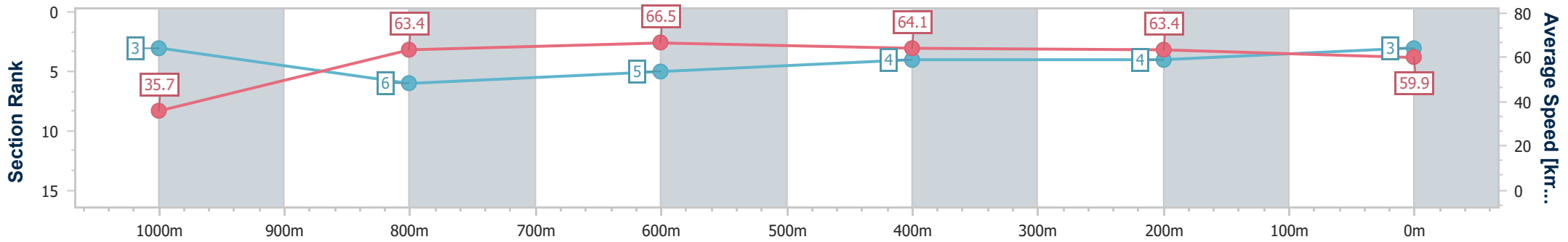
Mackay QLD Professional  
Race 4: Ladbrokes Odds Surge Maiden Plate - 1050m

08 August 2023 - 14:30

Track Rating: Good 4, Weather: Fine, Rail Position: +2m Entire



Section	Overall	1000m	800m	600m	400m	200m
Section Times	1:01.84 [3] (0:05.08)	0:56.76 [3] (0:11.42)	0:45.34 [6] (0:10.81)	0:34.53 [5] (0:11.12)	0:23.41 [4] (0:11.36)	0:12.05 [4] (0:12.05)
Average Speed [km/h]	35.7	63.4	66.5	64.1	63.4	59.9
Top Speed [km/h]	54.5	66.0	67.9	65.1	64.1	62.8
Avg. Dist. to Rail [m]	4.4	2.6	0.7	1.2	2.9	4.0
Avg. Stride Freq. [Hz]	1.8	2.5	2.4	2.4	2.4	2.4
Avg. Stride Length [m]	5.2	7.1	7.5	7.3	7.2	7.1



- [ ] Ranking at each section and finish
- .-.- No data available at this section
- NA No data available



Horse/Jockey Name	Sheza Flyer
Final Rank	4
Fastest Section Time (Section)	0:04.99 (Overall)
Top Speed [km/h] (Section)	67.6 (800m)
Race State	Finished



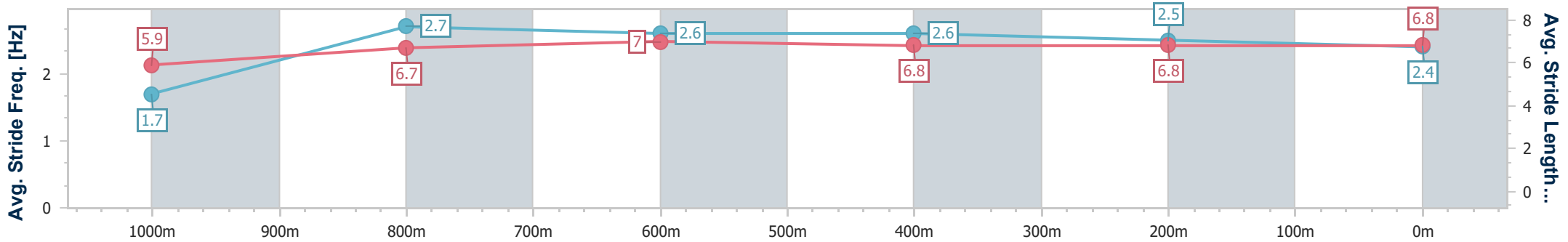
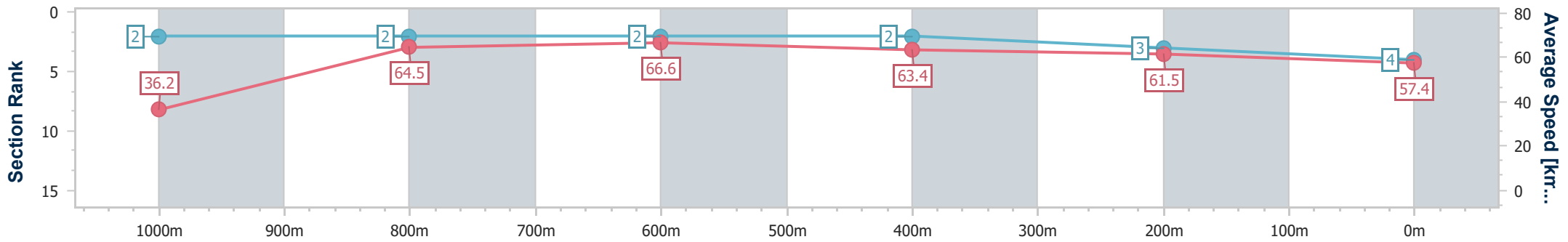
Mackay QLD Professional  
Race 4: Ladbrokes Odds Surge Maiden Plate - 1050m



08 August 2023 - 14:30

Track Rating: Good 4, Weather: Fine, Rail Position: +2m Entire

Section	Overall	1000m	800m	600m	400m	200m
Section Times	1:02.29 [4] (0:04.99)	0:57.30 [2] (0:11.12)	0:46.18 [2] (0:10.79)	0:35.39 [2] (0:11.20)	0:24.19 [2] (0:11.65)	0:12.54 [3] (0:12.54)
Average Speed [km/h]	36.2	64.5	66.6	63.4	61.5	57.4
Top Speed [km/h]	56.2	67.3	67.6	64.8	63.3	60.6
Avg. Dist. to Rail [m]	1.9	0.6	0.7	1.9	2.2	2.7
Avg. Stride Freq. [Hz]	1.7	2.7	2.6	2.6	2.5	2.4
Avg. Stride Length [m]	5.9	6.7	7.0	6.8	6.8	6.8



- [ ] Ranking at each section and finish
- .-.- No data available at this section
- NA No data available



Horse/Jockey Name	Fairybower Flyer
Final Rank	5
Fastest Section Time (Section)	0:05.63 (Overall)
Top Speed [km/h] (Section)	67.5 (800m)
Race State	Finished



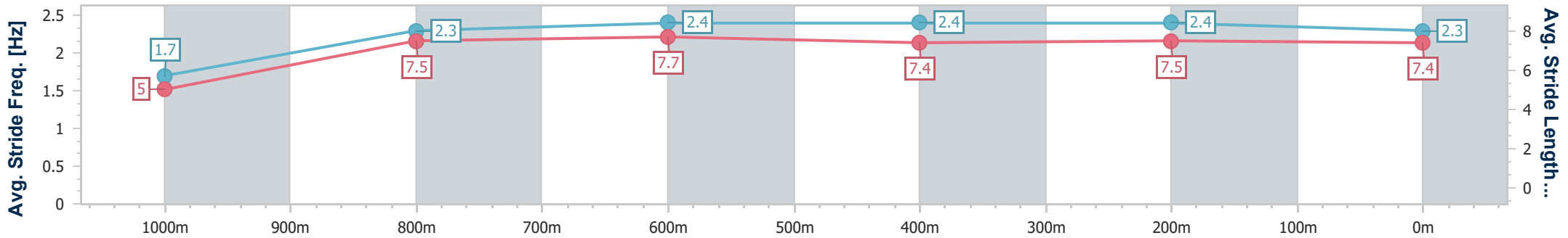
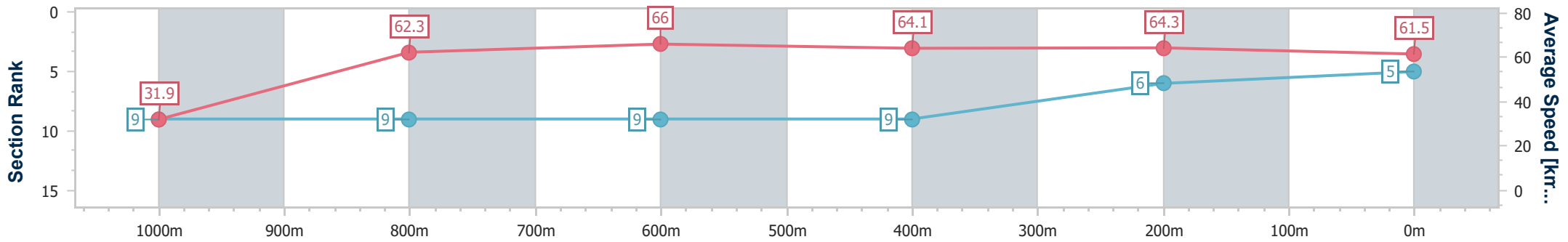
Mackay QLD Professional  
Race 4: Ladbrokes Odds Surge Maiden Plate - 1050m



08 August 2023 - 14:30

Track Rating: Good 4, Weather: Fine, Rail Position: +2m Entire

Section	Overall	1000m	800m	600m	400m	200m
Section Times	1:02.31 [5] (0:05.63)	0:56.68 [9] (0:11.58)	0:45.10 [9] (0:10.87)	0:34.23 [9] (0:11.26)	0:22.97 [9] (0:11.25)	0:11.72 [6]
Average Speed [km/h]	31.9	62.3	66.0	64.1	64.3	61.5
Top Speed [km/h]	50.9	66.4	67.5	65.8	65.4	64.0
Avg. Dist. to Rail [m]	5.9	1.8	0.5	1.1	4.6	6.0
Avg. Stride Freq. [Hz]	1.7	2.3	2.4	2.4	2.4	2.3
Avg. Stride Length [m]	5.0	7.5	7.7	7.4	7.5	7.4



- [ ] Ranking at each section and finish
- .-.- No data available at this section
- NA No data available



Horse/Jockey Name	Exogroove
Final Rank	6
Fastest Section Time (Section)	0:05.19 (Overall)
Top Speed [km/h] (Section)	68.2 (800m)
Race State	Finished



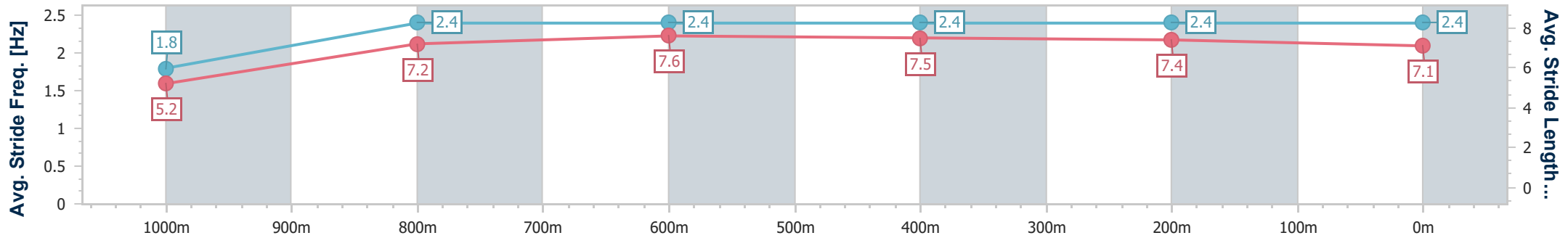
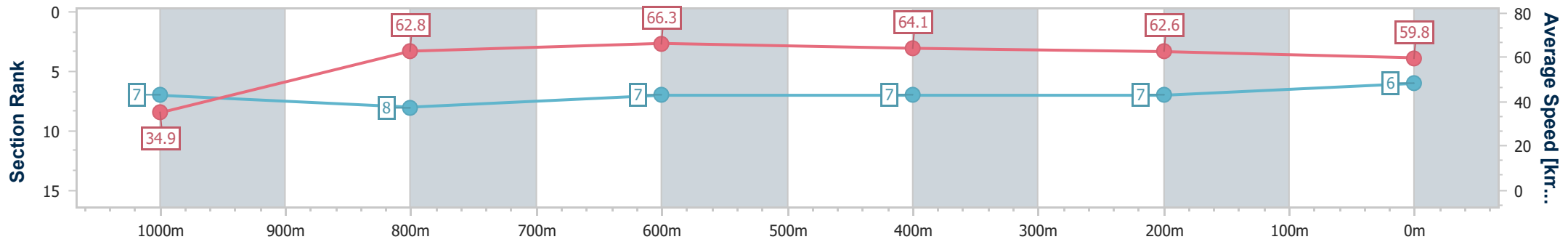
Mackay QLD Professional  
Race 4: Ladbrokes Odds Surge Maiden Plate - 1050m



08 August 2023 - 14:30

Track Rating: Good 4, Weather: Fine, Rail Position: +2m Entire

Section	Overall	1000m	800m	600m	400m	200m
Section Times	1:02.65 [6] (0:05.19)	0:57.46 [7] (0:11.51)	0:45.95 [8] (0:10.91)	0:35.04 [7] (0:11.42)	0:23.62 [7] (0:11.56)	0:12.06 [7] (0:12.06)
Average Speed [km/h]	34.9	62.8	66.3	64.1	62.6	59.8
Top Speed [km/h]	54.6	66.5	68.2	66.0	63.9	63.2
Avg. Dist. to Rail [m]	1.5	2.0	1.9	1.9	4.6	4.8
Avg. Stride Freq. [Hz]	1.8	2.4	2.4	2.4	2.4	2.4
Avg. Stride Length [m]	5.2	7.2	7.6	7.5	7.4	7.1



- [ ] Ranking at each section and finish
- .-.- No data available at this section
- NA No data available



Horse/Jockey Name	Stillwater
Final Rank	7
Fastest Section Time (Section)	0:05.35 (Overall)
Top Speed [km/h] (Section)	66.7 (800m)
Race State	Finished



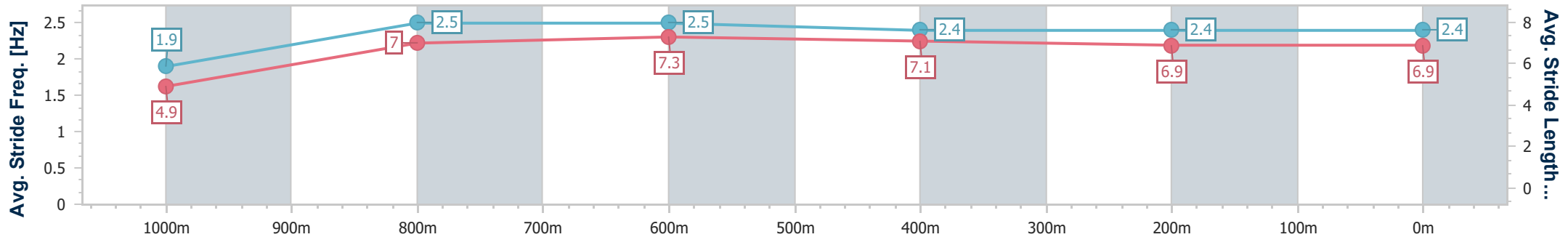
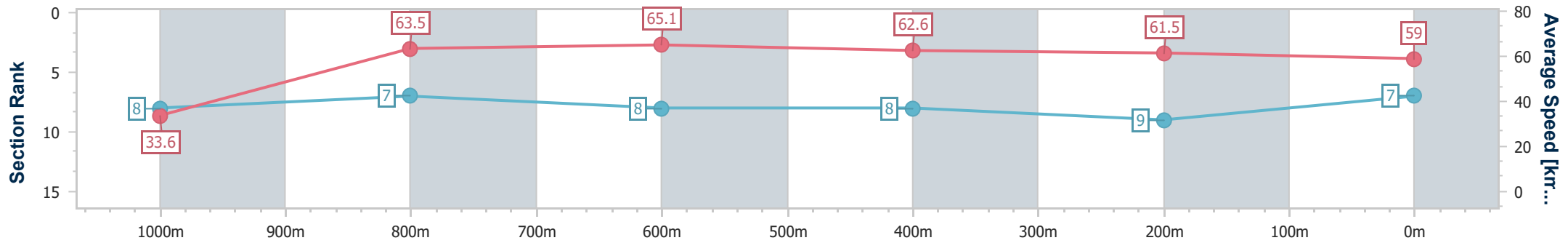
Mackay QLD Professional  
Race 4: Ladbrokes Odds Surge Maiden Plate - 1050m



08 August 2023 - 14:30

Track Rating: Good 4, Weather: Fine, Rail Position: +2m Entire

Section	Overall	1000m	800m	600m	400m	200m
Section Times	1:03.01 [7] (0:05.35)	0:57.66 [8] (0:11.34)	0:46.32 [7] (0:11.00)	0:35.32 [8] (0:11.39)	0:23.93 [8] (0:11.72)	0:12.21 [9] (0:12.21)
Average Speed [km/h]	33.6	63.5	65.1	62.6	61.5	59.0
Top Speed [km/h]	55.0	66.4	66.7	63.7	63.0	61.8
Avg. Dist. to Rail [m]	1.3	0.8	0.8	1.2	1.3	3.7
Avg. Stride Freq. [Hz]	1.9	2.5	2.5	2.4	2.4	2.4
Avg. Stride Length [m]	4.9	7.0	7.3	7.1	6.9	6.9



- [ ] Ranking at each section and finish
- .-.- No data available at this section
- NA No data available





Horse/Jockey Name	Rowbositi
Final Rank	8
Fastest Section Time (Section)	0:05.10 (Overall)
Top Speed [km/h] (Section)	68.9 (800m)
Race State	Finished



### Mackay QLD Professional

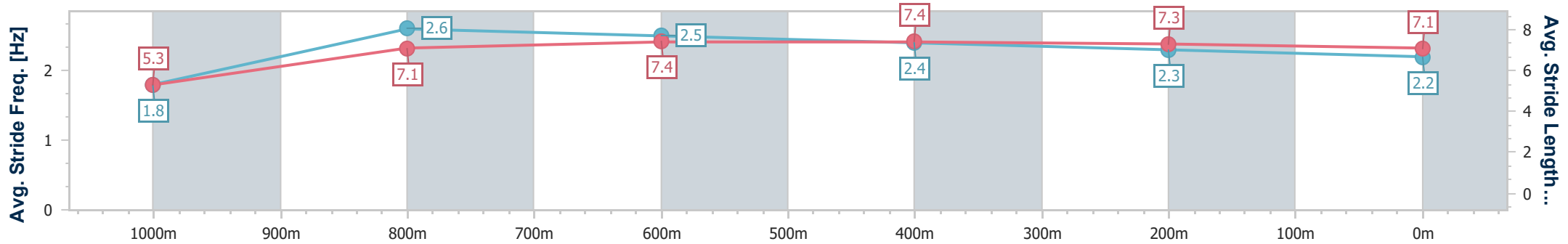
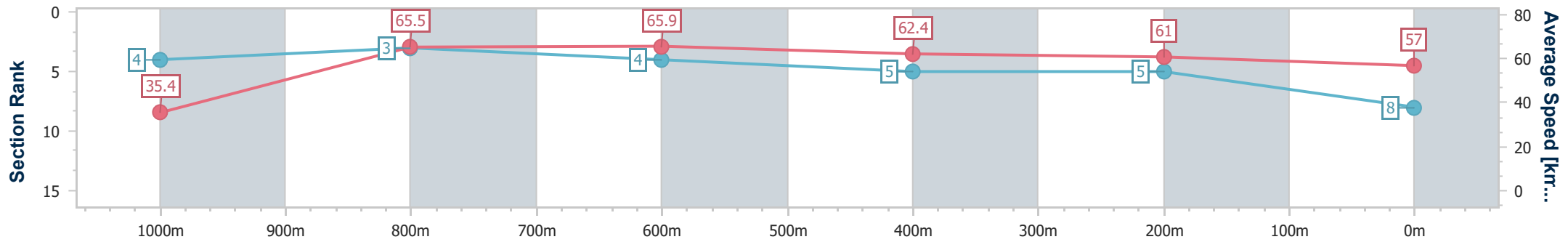
Race 4: Ladbrokes Odds Surge Maiden Plate - 1050m

08 August 2023 - 14:30

Track Rating: Good 4, Weather: Fine, Rail Position: +2m Entire



Section	Overall	1000m	800m	600m	400m	200m
Section Times	1:03.11 [8] (0:05.10)	0:58.01 [4] (0:11.09)	0:46.92 [3] (0:10.98)	0:35.94 [4] (0:11.53)	0:24.41 [5] (0:11.77)	0:12.64 [5] (0:12.64)
Average Speed [km/h]	35.4	65.5	65.9	62.4	61.0	57.0
Top Speed [km/h]	56.4	68.6	68.9	63.5	61.9	60.2
Avg. Dist. to Rail [m]	5.1	3.6	2.1	0.3	1.6	2.4
Avg. Stride Freq. [Hz]	1.8	2.6	2.5	2.4	2.3	2.2
Avg. Stride Length [m]	5.3	7.1	7.4	7.4	7.3	7.1



- [ ] Ranking at each section and finish
- .-.- No data available at this section
- NA No data available



Horse/Jockey Name	Zaz In Paris
Final Rank	9
Fastest Section Time (Section)	0:05.10 (Overall)
Top Speed [km/h] (Section)	66.9 (800m)
Race State	Finished



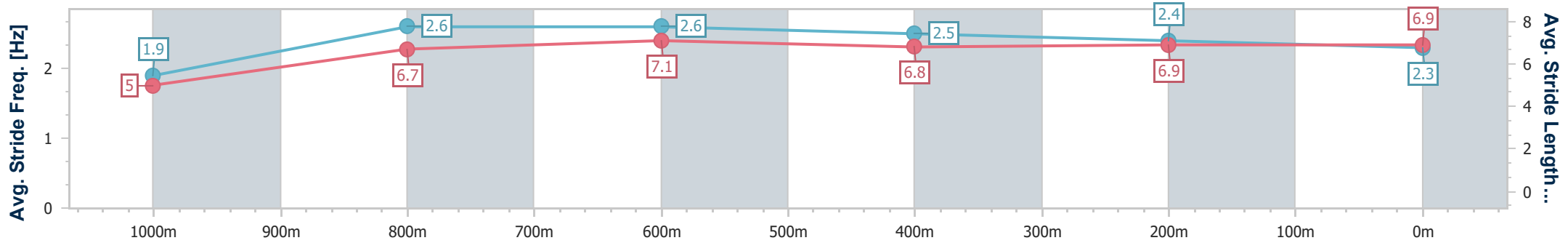
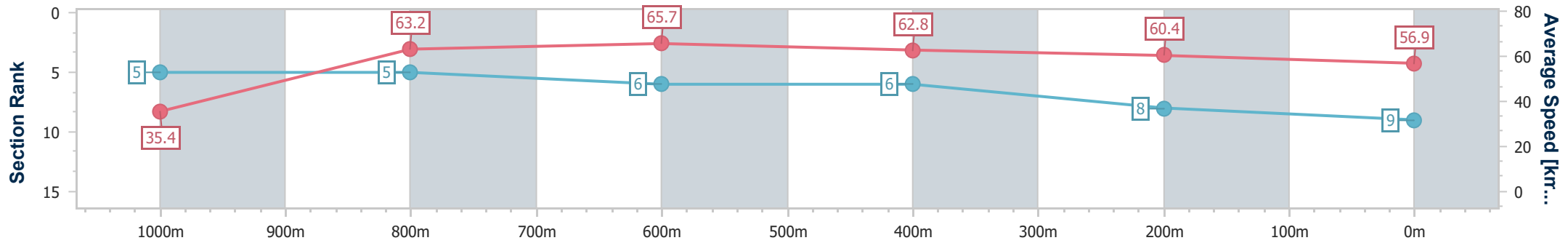
Mackay QLD Professional  
Race 4: Ladbrokes Odds Surge Maiden Plate - 1050m



08 August 2023 - 14:30

Track Rating: Good 4, Weather: Fine, Rail Position: +2m Entire

Section	Overall	1000m	800m	600m	400m	200m
Section Times	1:03.34 [9] (0:05.10)	0:58.24 [5] (0:11.37)	0:46.87 [5] (0:10.98)	0:35.89 [6] (0:11.39)	0:24.50 [6] (0:11.84)	0:12.66 [8] (0:12.66)
Average Speed [km/h]	35.4	63.2	65.7	62.8	60.4	56.9
Top Speed [km/h]	56.8	66.3	66.9	63.9	61.4	60.1
Avg. Dist. to Rail [m]	7.2	0.5	0.8	1.2	1.5	0.4
Avg. Stride Freq. [Hz]	1.9	2.6	2.6	2.5	2.4	2.3
Avg. Stride Length [m]	5.0	6.7	7.1	6.8	6.9	6.9



- [ ] Ranking at each section and finish
- .-.- No data available at this section
- NA No data available



Horse/Jockey Name	My Dad's Better
Final Rank	10
Fastest Section Time (Section)	0:08.51 (Overall)
Top Speed [km/h] (Section)	65.3 (400m)
Race State	Finished



### Mackay QLD Professional

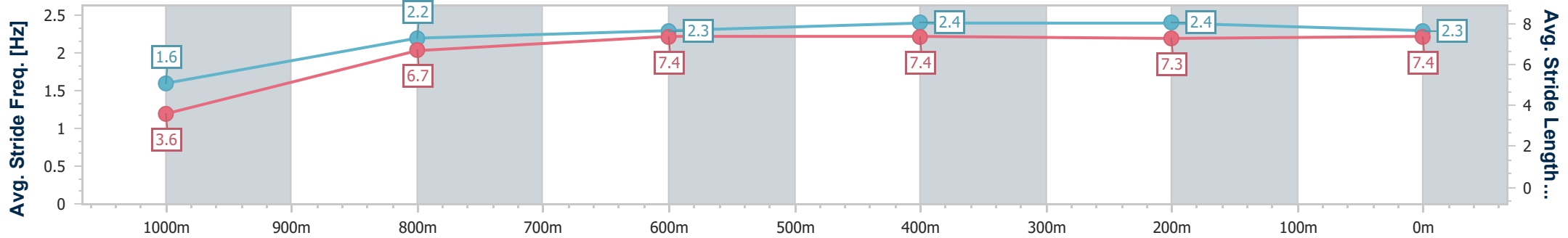
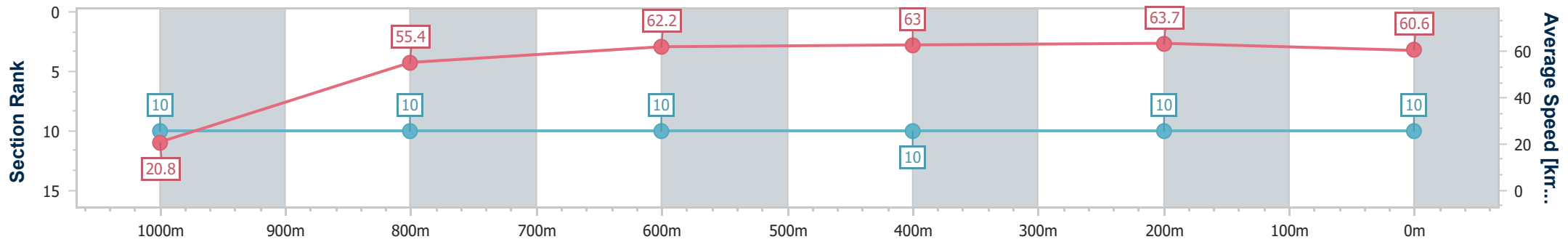
Race 4: Ladbrokes Odds Surge Maiden Plate - 1050m

08 August 2023 - 14:30

Track Rating: Good 4, Weather: Fine, Rail Position: +2m Entire



Section	Overall	1000m	800m	600m	400m	200m
Section Times	1:07.98 [10] (0:08.51)	0:59.47 [10] (0:13.15)	0:46.32 [10] (0:11.60)	0:34.72 [10] (0:11.51)	0:23.21 [10] (0:11.33)	0:11.88 [10] (0:11.88)
Average Speed [km/h]	20.8	55.4	62.2	63.0	63.7	60.6
Top Speed [km/h]	43.5	62.4	63.7	65.0	65.3	64.1
Avg. Dist. to Rail [m]	1.4	1.5	0.7	1.0	2.2	0.7
Avg. Stride Freq. [Hz]	1.6	2.2	2.3	2.4	2.4	2.3
Avg. Stride Length [m]	3.6	6.7	7.4	7.4	7.3	7.4



- [ ] Ranking at each section and finish
- .-.- No data available at this section
- NA No data available