

Track Rating: Good 4, Weather: Fine, Rail Position: +8.0m Entire

Section		Overall	1200m	1000m	800m	600m	400m	Last 600m				
Field Times		1:21.97 (0:11.27)	1:10.70 (0:10.86)	0:59.84 (0:11.20)	0:48.64 (0:11.57)	0:37.07 (0:12.06)	0:25.01 (0:12.49)	0:37.07				
Rank	TAB Horse/Jockey	Barrier	Top Speed [km/h]	Fastest Section					Distance Travelled [m]			
1	5 CHAYSE 'N' ADAM Sean Cormack	9	65.8 1200m	0:11.11 1200m	1:21.97 [1] (0:11.73)	1:10.24 [6] (0:11.11)	0:59.13 [6] (0:11.22)	0:47.91 [6] (0:11.58)	0:36.33 [5] (0:11.87)	0:24.46 [5] (0:12.16)	0:36.33	
2	11 IS SWEET Jai Williams	3	67.1 1200m	0:10.93 1200m	1:21.99 [2] (0:11.51)	1:10.48 [4] (0:10.93)	0:59.55 [3] (0:11.21)	0:48.34 [3] (0:11.58)	0:36.76 [3] (0:11.98)	0:24.78 [3] (0:12.24)	0:36.76	-3
3	6 OUTA TAORMINA Alisha Donald	5	66.9 1200m	0:10.99 1200m	1:22.26 [3] (0:11.27)	1:10.99 [1] (0:10.99)	1:00.00 [2] (0:11.32)	0:48.68 [2] (0:11.58)	0:37.10 [2] (0:11.94)	0:25.16 [2] (0:12.38)	0:37.10	-5
4	10 DUCHESS BREE Bailey Wheeler	7	65.3 1200m	0:11.22 1200m	1:22.41 [4] (0:11.79)	1:10.62 [7] (0:11.22)	0:59.40 [7] (0:11.35)	0:48.05 [7] (0:11.54)	0:36.51 [8] (0:11.65)	0:24.86 [6] (0:12.15)	0:36.51	-4
5	2 KELLISA Taylor Marshall	2	66.9 1200m	0:10.90 1200m	1:22.61 [5] (0:11.55)	1:11.06 [5] (0:10.90)	1:00.16 [4] (0:11.39)	0:48.77 [4] (0:11.65)	0:37.12 [4] (0:11.92)	0:25.20 [4] (0:12.40)	0:37.12	-8
6	3 FURTHERING Rikki Jamieson	4	64.4 1200m	0:11.29 1200m	1:22.66 [6] (0:12.01)	1:10.65 [8] (0:11.29)	0:59.36 [9] (0:11.42)	0:47.94 [9] (0:11.47)	0:36.47 [9] (0:11.74)	0:24.73 [9] (0:12.28)	0:36.47	-5
7	8 ANTICA LASS Dan McGillivray	1	65.7 1200m	0:11.11 1200m	1:22.96 [7] (0:11.49)	1:11.47 [3] (0:11.11)	1:00.36 [5] (0:11.44)	0:48.92 [5] (0:11.77)	0:37.15 [6] (0:11.90)	0:25.25 [7] (0:12.48)	0:37.15	-7
8	12 VAN D'ORO Tiffani Brooker	13	67.5 1200m	0:10.85 1200m	1:23.17 [8] (0:11.28)	1:11.89 [2] (0:10.85)	1:01.04 [1] (0:11.20)	0:49.84 [1] (0:11.57)	0:38.27 [1] (0:12.06)	0:26.21 [1] (0:12.71)	0:38.27	-7
9	7 CARGO Nozi Tomizawa	8	64.8 1000m	0:11.36 1000m	1:23.18 [9] (0:12.16)	1:11.02 [10] (0:11.42)	0:59.60 [10] (0:11.36)	0:48.24 [10] (0:11.40)	0:36.84 [10] (0:11.86)	0:24.98 [10] (0:12.30)	0:36.84	-3
10	4 PERFECT LINEAGE Jason Taylor	6	65.9 1200m	0:11.14 1200m	1:23.55 [10] (0:12.06)	1:11.49 [9] (0:11.14)	1:00.35 [8] (0:11.27)	0:49.08 [8] (0:11.41)	0:37.67 [7] (0:11.90)	0:25.77 [8] (0:12.60)	0:37.67	-1

Scratched: Kalends (#1), Better Believe It (#9), Stiletto (#13)

Track Rating: Good 4, Weather: Fine, Rail Position: +8.0m Entire

Section							200m			Last 600m
Field Times							0:12.52			0:37.07
Rank	TAB	Horse/Jockey	Barrier	Top Speed [km/h]	Fastest Section	Margin				Distance Travelled [m]
1	5	CHAYSE 'N' ADAM Sean Cormack	9	65.8 1200m	0:11.11 1200m	0:12.30 [3] (0:12.30)	1:21.97		0:36.33	
2	11	IS SWEET Jai Williams	3	67.1 1200m	0:10.93 1200m	0:12.54 [1] (0:12.54)	0.1L		0:36.76	-3
3	6	OUTA TAORMINA Alisha Donald	5	66.9 1200m	0:10.99 1200m	0:12.78 [2] (0:12.78)	1.6L		0:37.10	-5
4	10	DUCHESS BREE Bailey Wheeler	7	65.3 1200m	0:11.22 1200m	0:12.71 [5] (0:12.71)	2.4L		0:36.51	-4
5	2	KELLISA Taylor Marshall	2	66.9 1200m	0:10.90 1200m	0:12.80 [6] (0:12.80)	3.4L		0:37.12	-8
6	3	FURTHERING Rikki Jamieson	4	64.4 1200m	0:11.29 1200m	0:12.45 [8] (0:12.45)	3.6L		0:36.47	-5
7	8	ANTICA LASS Dan McGillivray	1	65.7 1200m	0:11.11 1200m	0:12.77 [7] (0:12.77)	5.4L		0:37.15	-7
8	12	VAN D'ORO Tiffani Brooker	13	67.5 1200m	0:10.85 1200m	0:13.50 [4] (0:13.50)	6.4L		0:38.27	-7
9	7	CARGO Nozi Tomizawa	8	64.8 1000m	0:11.36 1000m	0:12.68 [10] (0:12.68)	6.5L		0:36.84	-3
10	4	PERFECT LINEAGE Jason Taylor	6	65.9 1200m	0:11.14 1200m	0:13.17 [9] (0:13.17)	8.5L		0:37.67	-1

Scratched: Kalends (#1), Better Believe It (#9), Stiletto (#13)



Horse/Jockey Name	Chayse 'N' Adam
Final Rank	1
Fastest Section Time (Section)	0:11.11 (1200m)
Top Speed [km/h] (Section)	65.8 (1200m)
Race State	Finished



Ipswich QLD Professional

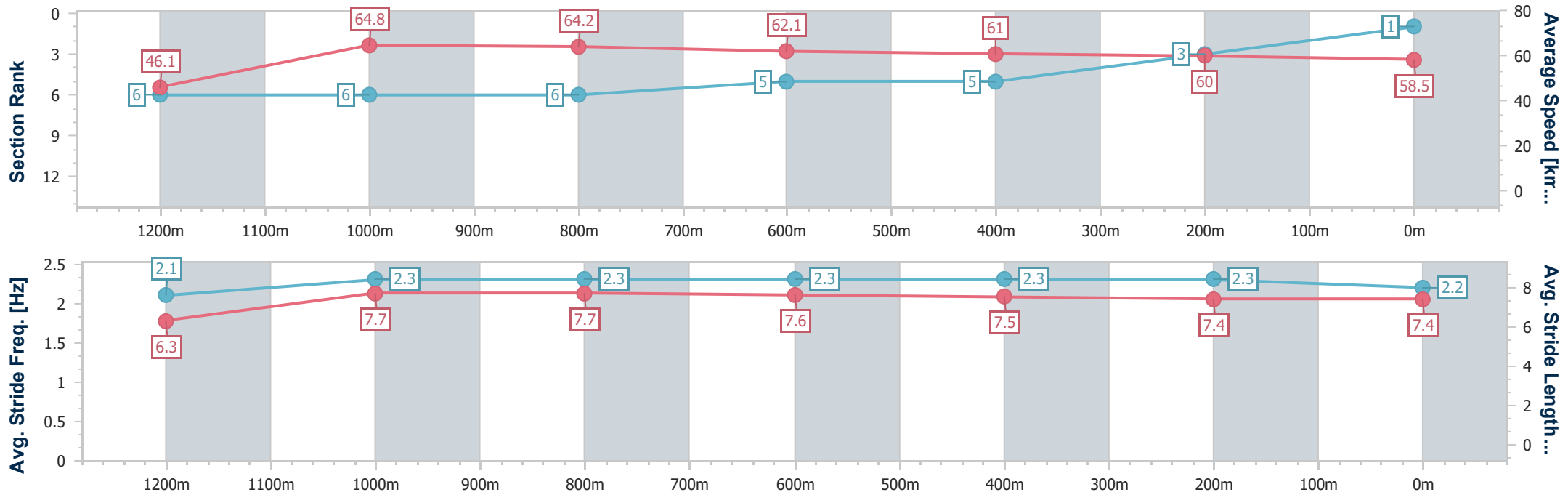
Race 2: TAB Fillies and Mares Maiden Handicap - 1350m

11 August 2023 - 13:12



Track Rating: Good 4, Weather: Fine, Rail Position: +8.0m Entire

Section	Overall	1200m	1000m	800m	600m	400m	200m
Section Times	1:21.97 [1] (0:11.73)	1:10.24 [6] (0:11.11)	0:59.13 [6] (0:11.22)	0:47.91 [6] (0:11.58)	0:36.33 [5] (0:11.87)	0:24.46 [5] (0:12.16)	0:12.30 [3] (0:12.30)
Average Speed [km/h]	46.1	64.8	64.2	62.1	61.0	60.0	58.5
Top Speed [km/h]	63.7	65.8	65.2	63.9	62.7	61.5	59.8
Avg. Dist. to Rail [m]	6.3	0.7	0.3	0.2	1.0	4.3	6.0
Avg. Stride Freq. [Hz]	2.1	2.3	2.3	2.3	2.3	2.3	2.2
Avg. Stride Length [m]	6.3	7.7	7.7	7.6	7.5	7.4	7.4



- [] Ranking at each section and finish
- .-.- No data available at this section
- NA No data available



Horse/Jockey Name	Is Sweet
Final Rank	2
Fastest Section Time (Section)	0:10.93 (1200m)
Top Speed [km/h] (Section)	67.1 (1200m)
Race State	Finished



Ipswich QLD Professional

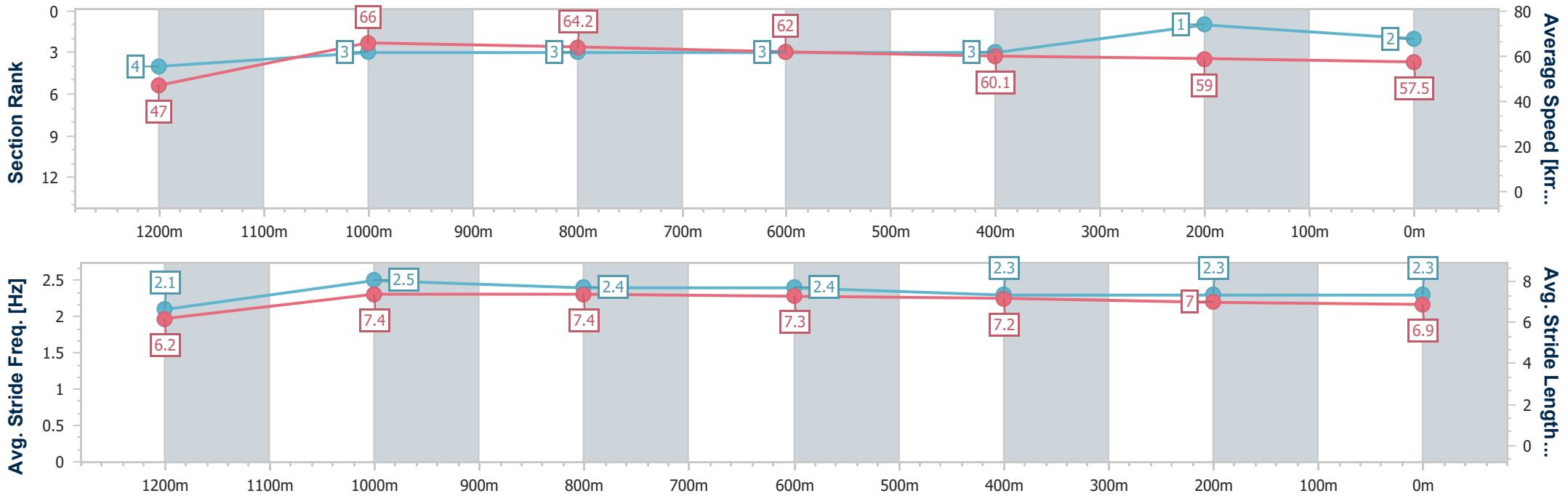
Race 2: TAB Fillies and Mares Maiden Handicap - 1350m

11 August 2023 - 13:12

Track Rating: Good 4, Weather: Fine, Rail Position: +8.0m Entire



Section	Overall	1200m	1000m	800m	600m	400m	200m
Section Times	1:21.99 [2] (0:11.51)	1:10.48 [4] (0:10.93)	0:59.55 [3] (0:11.21)	0:48.34 [3] (0:11.58)	0:36.76 [3] (0:11.98)	0:24.78 [3] (0:12.24)	0:12.54 [1] (0:12.54)
Average Speed [km/h]	47.0	66.0	64.2	62.0	60.1	59.0	57.5
Top Speed [km/h]	65.1	67.1	66.0	63.8	62.0	60.7	58.8
Avg. Dist. to Rail [m]	2.9	1.3	0.3	0.6	0.2	1.6	3.7
Avg. Stride Freq. [Hz]	2.1	2.5	2.4	2.4	2.3	2.3	2.3
Avg. Stride Length [m]	6.2	7.4	7.4	7.3	7.2	7.0	6.9



- [] Ranking at each section and finish
- .-.- No data available at this section
- NA No data available



Horse/Jockey Name	Outa Taormina
Final Rank	3
Fastest Section Time (Section)	0:10.99 (1200m)
Top Speed [km/h] (Section)	66.9 (1200m)
Race State	Finished



Ipswich QLD Professional

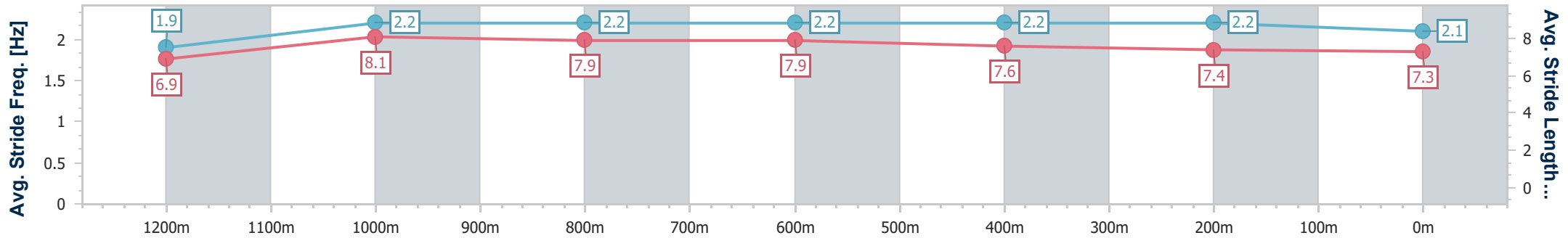
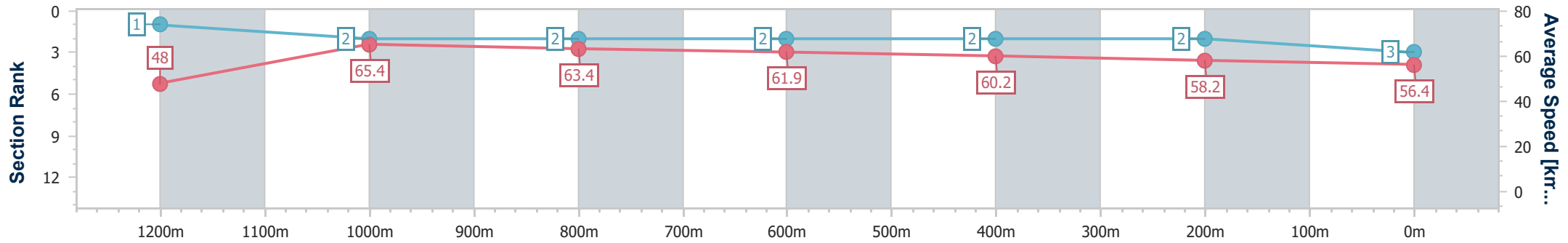
Race 2: TAB Fillies and Mares Maiden Handicap - 1350m

11 August 2023 - 13:12



Track Rating: Good 4, Weather: Fine, Rail Position: +8.0m Entire

Section	Overall	1200m	1000m	800m	600m	400m	200m
Section Times	1:22.26 [3] (0:11.27)	1:10.99 [1] (0:10.99)	1:00.00 [2] (0:11.32)	0:48.68 [2] (0:11.58)	0:37.10 [2] (0:11.94)	0:25.16 [2] (0:12.38)	0:12.78 [2] (0:12.78)
Average Speed [km/h]	48.0	65.4	63.4	61.9	60.2	58.2	56.4
Top Speed [km/h]	64.3	66.9	64.9	62.8	61.3	59.2	58.4
Avg. Dist. to Rail [m]	3.8	0.4	0.6	1.4	0.4	0.9	2.3
Avg. Stride Freq. [Hz]	1.9	2.2	2.2	2.2	2.2	2.2	2.1
Avg. Stride Length [m]	6.9	8.1	7.9	7.9	7.6	7.4	7.3



- [] Ranking at each section and finish
- .-.- No data available at this section
- NA No data available



Horse/Jockey Name	Duchess Bree
Final Rank	4
Fastest Section Time (Section)	0:11.22 (1200m)
Top Speed [km/h] (Section)	65.3 (1200m)
Race State	Finished



Ipswich QLD Professional

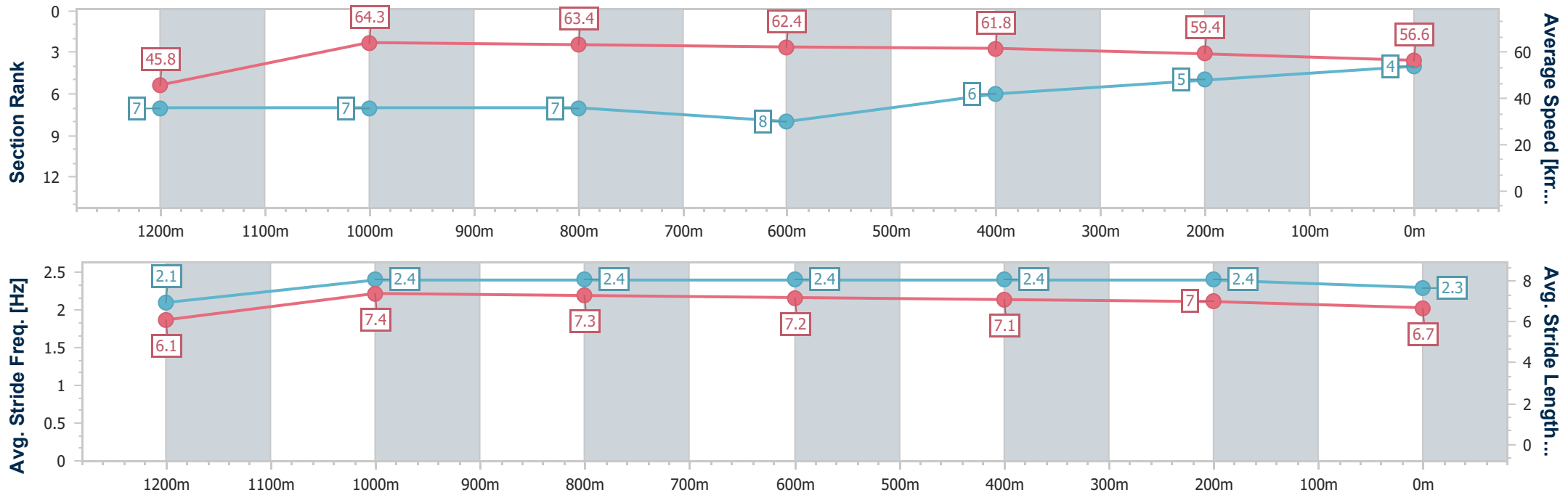
Race 2: TAB Fillies and Mares Maiden Handicap - 1350m

11 August 2023 - 13:12



Track Rating: Good 4, Weather: Fine, Rail Position: +8.0m Entire

Section	Overall	1200m	1000m	800m	600m	400m	200m
Section Times	1:22.41 [4] (0:11.79)	1:10.62 [7] (0:11.22)	0:59.40 [7] (0:11.35)	0:48.05 [7] (0:11.54)	0:36.51 [8] (0:11.65)	0:24.86 [6] (0:12.15)	0:12.71 [5] (0:12.71)
Average Speed [km/h]	45.8	64.3	63.4	62.4	61.8	59.4	56.6
Top Speed [km/h]	65.1	65.3	64.3	63.5	62.4	61.1	58.5
Avg. Dist. to Rail [m]	5.0	0.8	0.3	0.3	0.6	1.1	3.4
Avg. Stride Freq. [Hz]	2.1	2.4	2.4	2.4	2.4	2.4	2.3
Avg. Stride Length [m]	6.1	7.4	7.3	7.2	7.1	7.0	6.7



- [] Ranking at each section and finish
- .-.- No data available at this section
- NA No data available



Horse/Jockey Name	Kellisa
Final Rank	5
Fastest Section Time (Section)	0:10.90 (1200m)
Top Speed [km/h] (Section)	66.9 (1200m)
Race State	Finished



Ipswich QLD Professional

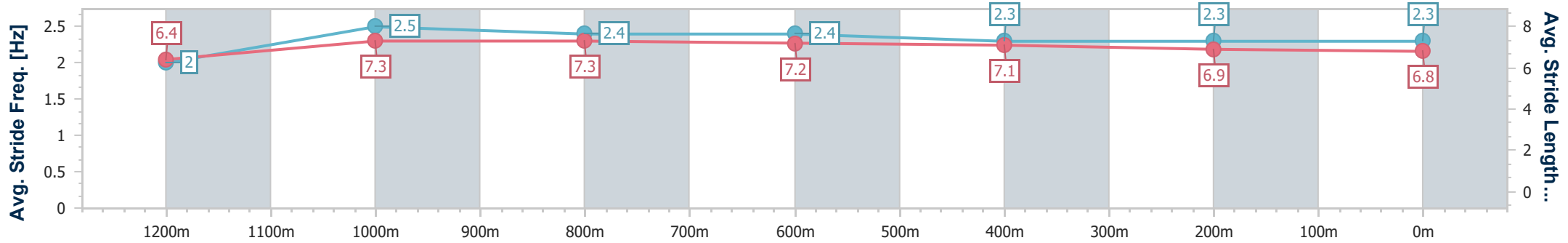
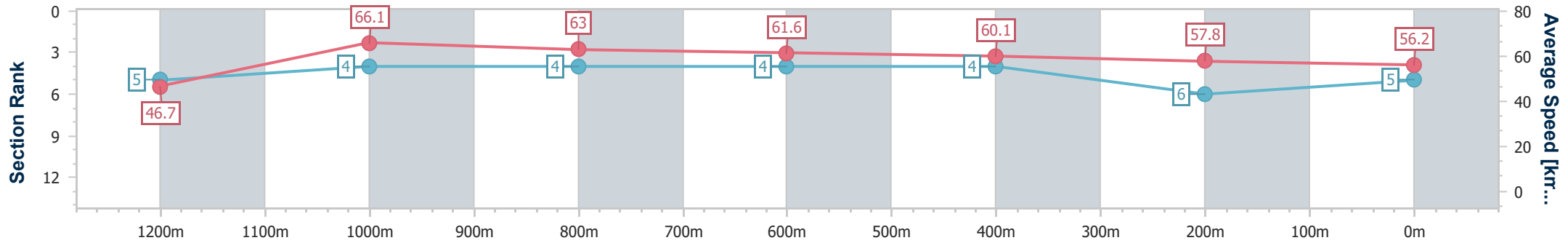
Race 2: TAB Fillies and Mares Maiden Handicap - 1350m

11 August 2023 - 13:12

Track Rating: Good 4, Weather: Fine, Rail Position: +8.0m Entire



Section	Overall	1200m	1000m	800m	600m	400m	200m
Section Times	1:22.61 [5] (0:11.55)	1:11.06 [5] (0:10.90)	1:00.16 [4] (0:11.39)	0:48.77 [4] (0:11.65)	0:37.12 [4] (0:11.92)	0:25.20 [4] (0:12.40)	0:12.80 [6] (0:12.80)
Average Speed [km/h]	46.7	66.1	63.0	61.6	60.1	57.8	56.2
Top Speed [km/h]	64.8	66.9	64.4	62.2	61.1	59.0	57.3
Avg. Dist. to Rail [m]	2.4	0.6	0.8	1.3	1.0	0.8	1.9
Avg. Stride Freq. [Hz]	2.0	2.5	2.4	2.4	2.3	2.3	2.3
Avg. Stride Length [m]	6.4	7.3	7.3	7.2	7.1	6.9	6.8



- [] Ranking at each section and finish
- .-.- No data available at this section
- NA No data available



Horse/Jockey Name	Furthering
Final Rank	6
Fastest Section Time (Section)	0:11.29 (1200m)
Top Speed [km/h] (Section)	64.4 (1200m)
Race State	Finished



Ipswich QLD Professional

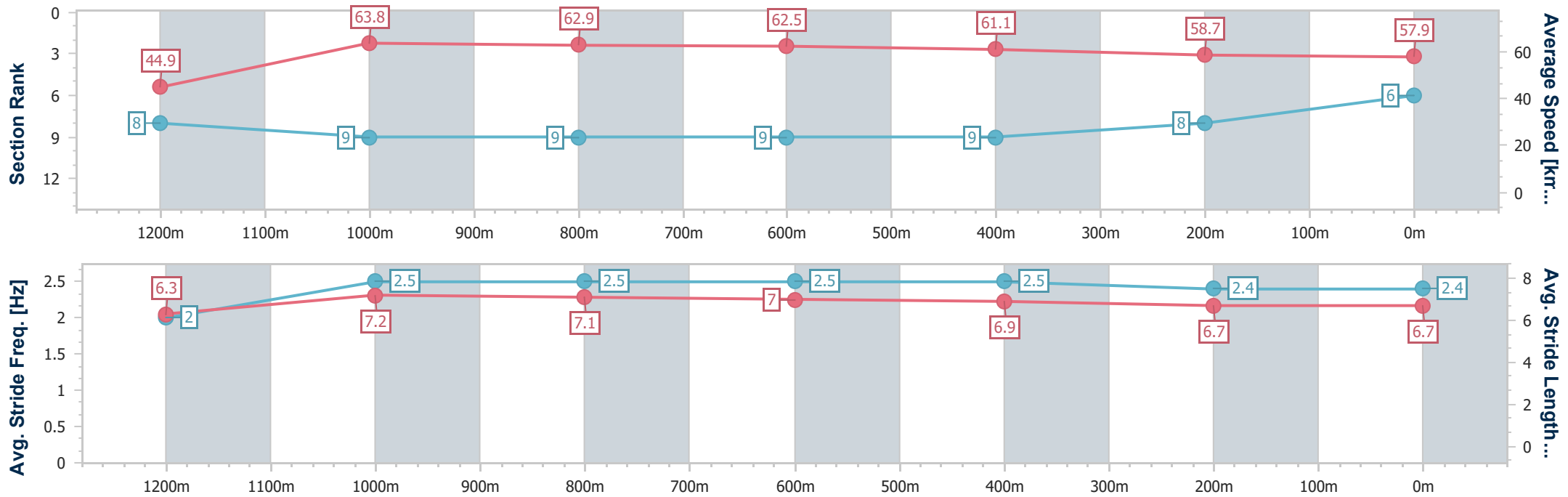
Race 2: TAB Fillies and Mares Maiden Handicap - 1350m

11 August 2023 - 13:12

Track Rating: Good 4, Weather: Fine, Rail Position: +8.0m Entire



Section	Overall	1200m	1000m	800m	600m	400m	200m
Section Times	1:22.66 [6] (0:12.01)	1:10.65 [8] (0:11.29)	0:59.36 [9] (0:11.42)	0:47.94 [9] (0:11.47)	0:36.47 [9] (0:11.74)	0:24.73 [9] (0:12.28)	0:12.45 [8] (0:12.45)
Average Speed [km/h]	44.9	63.8	62.9	62.5	61.1	58.7	57.9
Top Speed [km/h]	64.0	64.4	63.5	63.1	62.3	60.2	59.2
Avg. Dist. to Rail [m]	3.2	0.6	0.8	0.8	0.7	1.4	3.7
Avg. Stride Freq. [Hz]	2.0	2.5	2.5	2.5	2.5	2.4	2.4
Avg. Stride Length [m]	6.3	7.2	7.1	7.0	6.9	6.7	6.7



- [] Ranking at each section and finish
- .-.- No data available at this section
- NA No data available



Horse/Jockey Name	Antica Lass
Final Rank	7
Fastest Section Time (Section)	0:11.11 (1200m)
Top Speed [km/h] (Section)	65.7 (1200m)
Race State	Finished



Ipswich QLD Professional

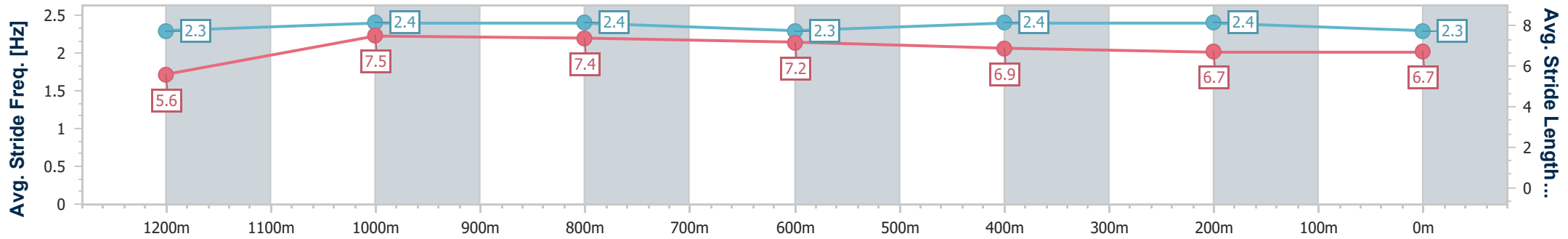
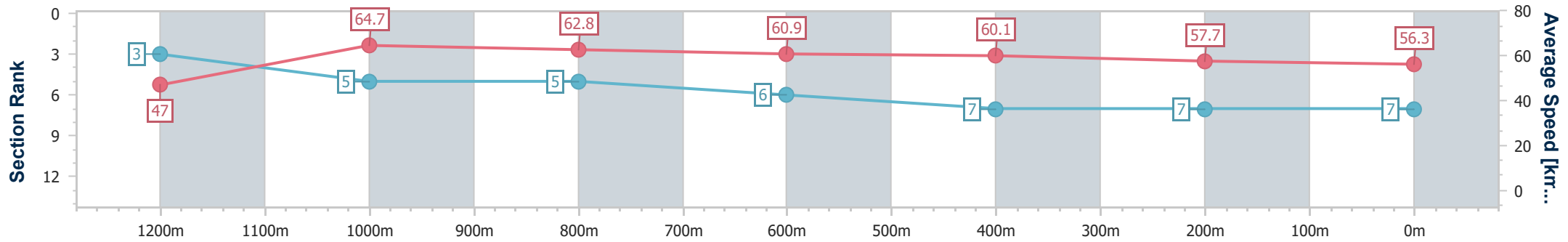
Race 2: TAB Fillies and Mares Maiden Handicap - 1350m

11 August 2023 - 13:12



Track Rating: Good 4, Weather: Fine, Rail Position: +8.0m Entire

Section	Overall	1200m	1000m	800m	600m	400m	200m
Section Times	1:22.96 [7] (0:11.49)	1:11.47 [3] (0:11.11)	1:00.36 [5] (0:11.44)	0:48.92 [5] (0:11.77)	0:37.15 [6] (0:11.90)	0:25.25 [7] (0:12.48)	0:12.77 [7] (0:12.77)
Average Speed [km/h]	47.0	64.7	62.8	60.9	60.1	57.7	56.3
Top Speed [km/h]	64.8	65.7	64.5	62.1	61.4	58.6	57.7
Avg. Dist. to Rail [m]	2.3	0.7	0.8	1.3	1.3	1.1	2.7
Avg. Stride Freq. [Hz]	2.3	2.4	2.4	2.3	2.4	2.4	2.3
Avg. Stride Length [m]	5.6	7.5	7.4	7.2	6.9	6.7	6.7



- [] Ranking at each section and finish
- .-.- No data available at this section
- NA No data available



Horse/Jockey Name	Van D'oro
Final Rank	8
Fastest Section Time (Section)	0:10.85 (1200m)
Top Speed [km/h] (Section)	67.5 (1200m)
Race State	Finished



Ipswich QLD Professional

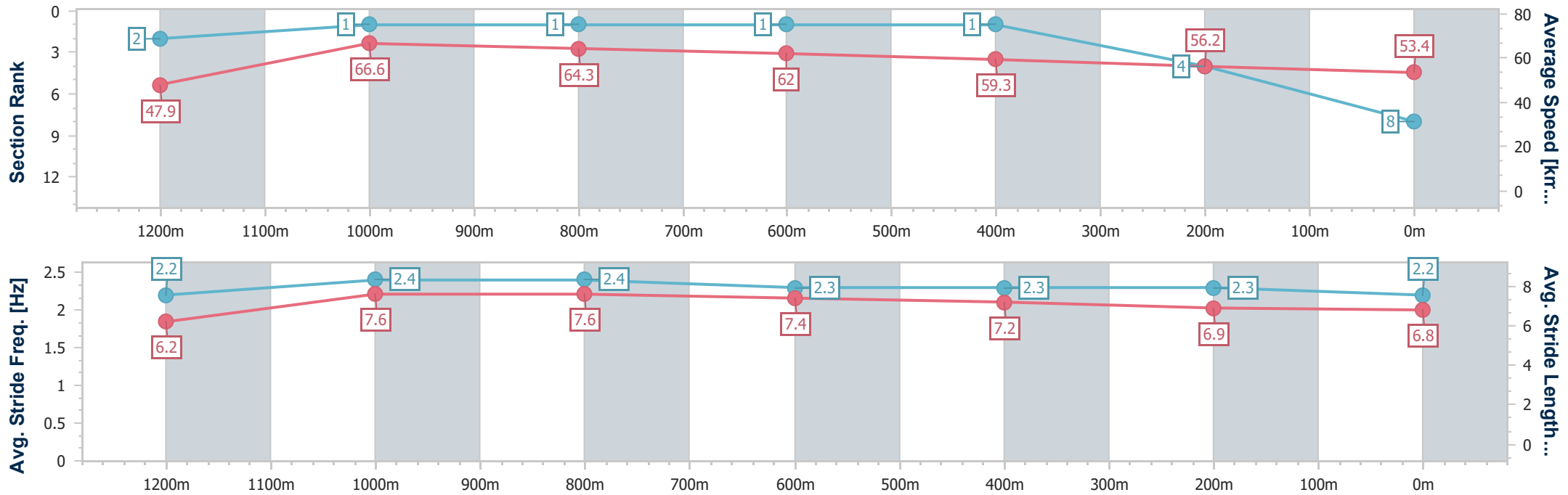
Race 2: TAB Fillies and Mares Maiden Handicap - 1350m

11 August 2023 - 13:12

Track Rating: Good 4, Weather: Fine, Rail Position: +8.0m Entire



Section	Overall	1200m	1000m	800m	600m	400m	200m
Section Times	1:23.17 [8] (0:11.28)	1:11.89 [2] (0:10.85)	1:01.04 [1] (0:11.20)	0:49.84 [1] (0:11.57)	0:38.27 [1] (0:12.06)	0:26.21 [1] (0:12.71)	0:13.50 [4] (0:13.50)
Average Speed [km/h]	47.9	66.6	64.3	62.0	59.3	56.2	53.4
Top Speed [km/h]	65.8	67.5	65.9	63.4	60.6	58.2	55.5
Avg. Dist. to Rail [m]	8.0	2.1	0.8	1.1	1.5	1.6	0.3
Avg. Stride Freq. [Hz]	2.2	2.4	2.4	2.3	2.3	2.3	2.2
Avg. Stride Length [m]	6.2	7.6	7.6	7.4	7.2	6.9	6.8



- [] Ranking at each section and finish
- .-.- No data available at this section
- NA No data available



Horse/Jockey Name	Cargo
Final Rank	9
Fastest Section Time (Section)	0:11.36 (1000m)
Top Speed [km/h] (Section)	64.8 (1000m)
Race State	Finished



Ipswich QLD Professional

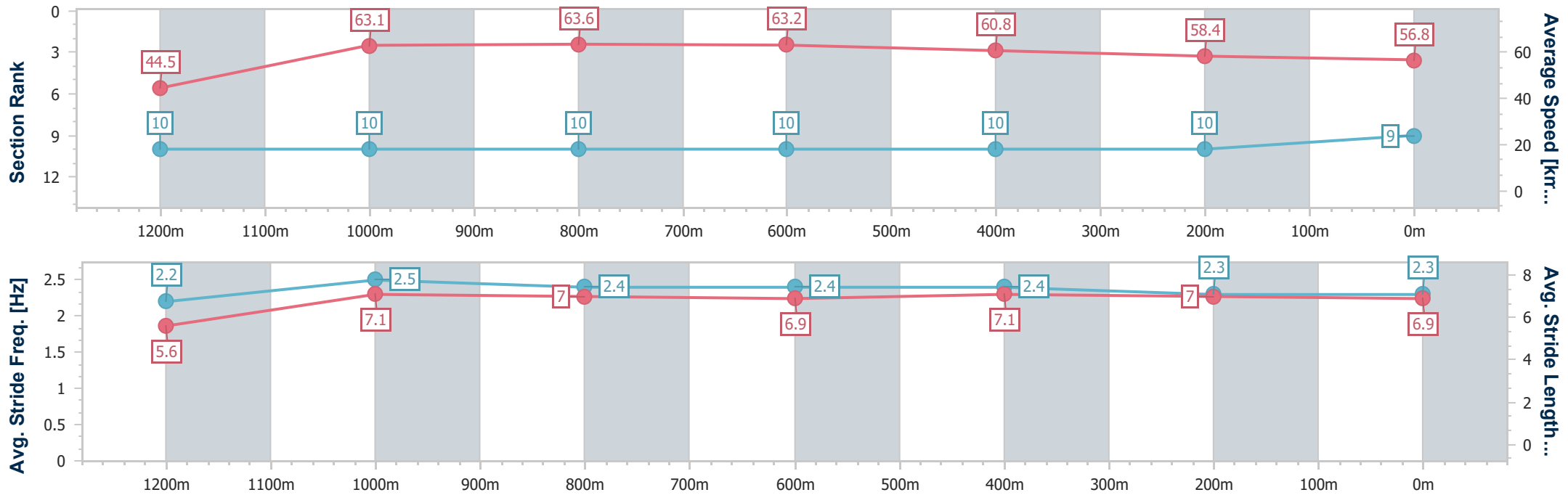
Race 2: TAB Fillies and Mares Maiden Handicap - 1350m

11 August 2023 - 13:12



Track Rating: Good 4, Weather: Fine, Rail Position: +8.0m Entire

Section	Overall	1200m	1000m	800m	600m	400m	200m
Section Times	1:23.18 [9] (0:12.16)	1:11.02 [10] (0:11.42)	0:59.60 [10] (0:11.36)	0:48.24 [10] (0:11.40)	0:36.84 [10] (0:11.86)	0:24.98 [10] (0:12.30)	0:12.68 [10] (0:12.68)
Average Speed [km/h]	44.5	63.1	63.6	63.2	60.8	58.4	56.8
Top Speed [km/h]	62.2	63.8	64.8	63.6	62.6	59.7	58.6
Avg. Dist. to Rail [m]	5.9	1.5	0.5	0.6	1.0	0.6	0.5
Avg. Stride Freq. [Hz]	2.2	2.5	2.4	2.4	2.4	2.3	2.3
Avg. Stride Length [m]	5.6	7.1	7.0	6.9	7.1	7.0	6.9



- [] Ranking at each section and finish
- .-.- No data available at this section
- NA No data available



Horse/Jockey Name	Perfect Lineage
Final Rank	10
Fastest Section Time (Section)	0:11.14 (1200m)
Top Speed [km/h] (Section)	65.9 (1200m)
Race State	Finished



Ipswich QLD Professional

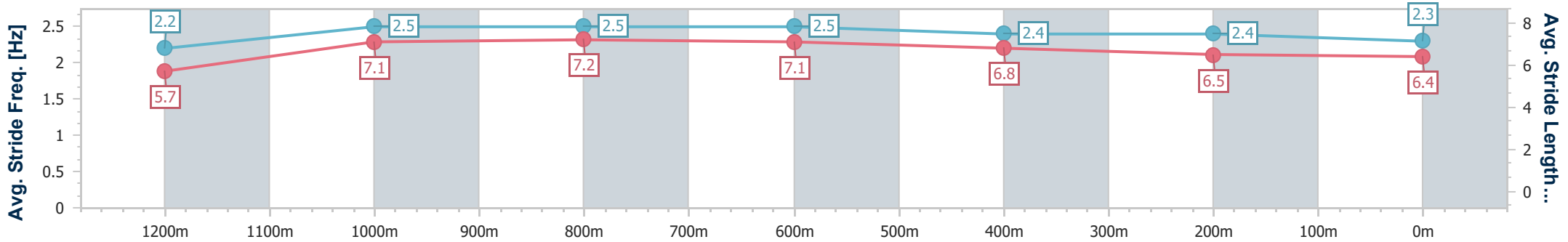
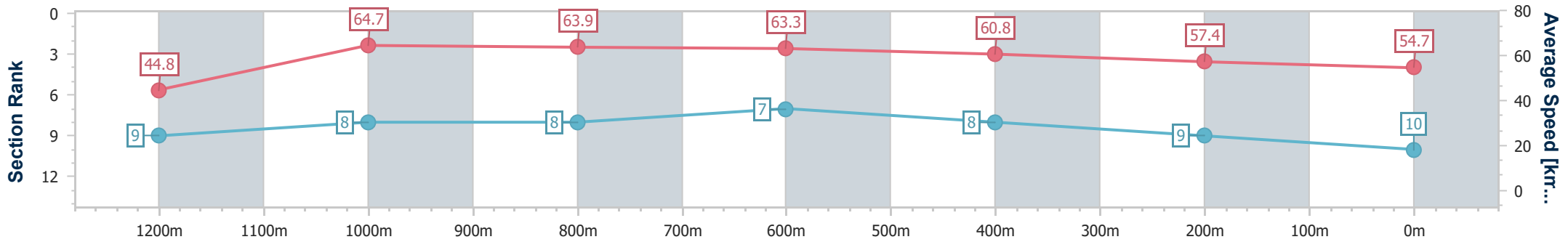
Race 2: TAB Fillies and Mares Maiden Handicap - 1350m

11 August 2023 - 13:12



Track Rating: Good 4, Weather: Fine, Rail Position: +8.0m Entire

Section	Overall	1200m	1000m	800m	600m	400m	200m
Section Times	1:23.55 [10] (0:12.06)	1:11.49 [9] (0:11.14)	1:00.35 [8] (0:11.27)	0:49.08 [8] (0:11.41)	0:37.67 [7] (0:11.90)	0:25.77 [8] (0:12.60)	0:13.17 [9] (0:13.17)
Average Speed [km/h]	44.8	64.7	63.9	63.3	60.8	57.4	54.7
Top Speed [km/h]	64.4	65.9	64.8	63.6	61.7	59.6	56.3
Avg. Dist. to Rail [m]	4.0	1.4	0.6	0.7	1.5	2.0	3.9
Avg. Stride Freq. [Hz]	2.2	2.5	2.5	2.5	2.4	2.4	2.3
Avg. Stride Length [m]	5.7	7.1	7.2	7.1	6.8	6.5	6.4



- [] Ranking at each section and finish
- .-.- No data available at this section
- NA No data available