

**Ipswich QLD Professional**  
**Race 6: LIQUOR INDUSTRY ACTION GROUP IPSWICH CORRIDOR Fillies**  
**and Mares Class 1 Handicap - 1200m**  
**11 August 2023 - 15:46**

Track Rating: Good 3, Weather: Fine, Rail Position: +8.0m Entire

Section													Last 600m	
Field Times		Overall	1000m	800m	600m	400m	200m						0:35.85	
		1:12.18 (0:13.68)	0:58.50 (0:10.95)	0:47.55 (0:11.70)	0:35.85 (0:11.98)	0:23.87 (0:11.73)	0:12.14 (0:12.14)							
Rank	TAB	Horse/Jockey	Barrier	Top Speed [km/h]	Fastest Section								Margin	Distance Travelled [m]
1	10	<b>SUGARPIEHONEYBUNCH</b> Martin Harley	14	65.7 1000m	0:11.23 1000m	1:12.18 [1] (0:14.03)	0:58.15 [5] (0:11.23)	0:46.92 [5] (0:11.68)	0:35.24 [5] (0:11.72)	0:23.52 [5] (0:11.38)	0:12.14 [1] (0:12.14)	1:12.18	0:35.24	
2	3	<b>BOCHKAREVA</b> Andrew Mallyon	6	67.9 Overall	0:11.02 1000m	1:12.37 [2] (0:13.68)	0:58.69 [1] (0:11.02)	0:47.67 [2] (0:11.77)	0:35.90 [2] (0:11.96)	0:23.94 [2] (0:11.78)	0:12.16 [2] (0:12.16)	1L	0:35.90	-2
3	4	<b>EMPRESS EL</b> Cejay Graham	10	64.5 1000m	0:11.35 1000m	1:12.37 [3] (0:14.21)	0:58.16 [6] (0:11.35)	0:46.81 [7] (0:11.53)	0:35.28 [6] (0:11.98)	0:23.30 [7] (0:11.58)	0:11.72 [6] (0:11.72)	1.1L	0:35.28	-2
4	7	<b>FEARLESS THINKING</b> Michael Cahill	5	67.1 Overall	0:11.03 1000m	1:12.51 [4] (0:14.00)	0:58.51 [3] (0:11.03)	0:47.48 [3] (0:11.74)	0:35.74 [4] (0:11.87)	0:23.87 [4] (0:11.76)	0:12.11 [3] (0:12.11)	1.9L	0:35.74	-3
5	12	<b>MISS HELMUT</b> Jason Taylor	9	65.1 1000m	0:11.31 1000m	1:12.56 [5] (0:14.24)	0:58.32 [7] (0:11.31)	0:47.01 [6] (0:11.56)	0:35.45 [7] (0:11.73)	0:23.72 [6] (0:11.73)	0:11.99 [5] (0:11.99)	2.1L	0:35.45	-6
6	13	<b>SPARKY GIRL</b> Nozi Tomizawa	8	64.8 800m	0:11.41 1000m	1:12.83 [6] (0:14.60)	0:58.23 [8] (0:11.41)	0:46.82 [8] (0:11.42)	0:35.40 [8] (0:11.89)	0:23.51 [8] (0:11.57)	0:11.94 [8] (0:11.94)	3.6L	0:35.40	-5
7	2	<b>AWARD ME</b> Samantha Collett	2	65.1 1000m	0:11.21 1000m	1:12.85 [7] (0:14.01)	0:58.84 [4] (0:11.21)	0:47.63 [4] (0:11.43)	0:36.20 [3] (0:11.88)	0:24.32 [3] (0:12.13)	0:12.19 [7] (0:12.19)	3.7L	0:36.20	-6
8	6	<b>READY TO TORQUE</b> Emily Lang	1	66.9 1000m	0:10.89 1000m	1:13.19 [8] (0:13.74)	0:59.45 [2] (0:10.89)	0:48.56 [1] (0:11.70)	0:36.86 [1] (0:11.98)	0:24.88 [1] (0:12.19)	0:12.69 [4] (0:12.69)	5.5L	0:36.86	-6

Scratched: Jump'n Fly (#1), Navy Black (#5), Street Smarts (#8), Lean In (#9), Favourite Things (#11), Steal The Field (#14), Playgirl (#15)



Horse/Jockey Name	Sugarpiehoneybunch
Final Rank	1
Fastest Section Time (Section)	0:11.23 (1000m)
Top Speed [km/h] (Section)	65.7 (1000m)
Race State	Finished



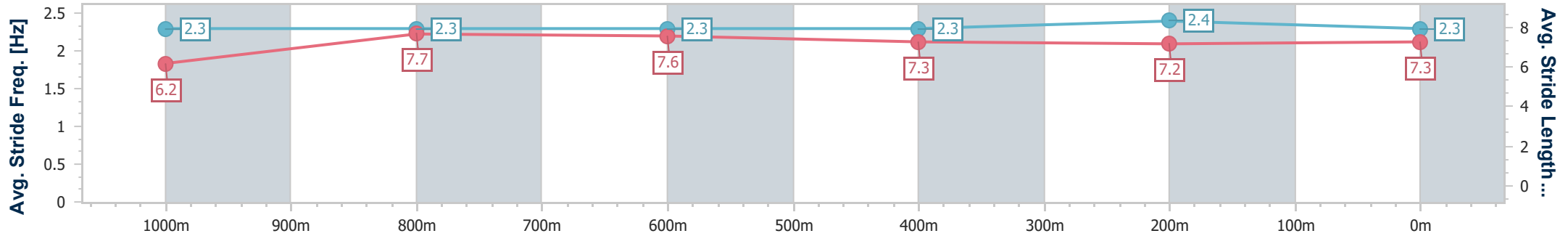
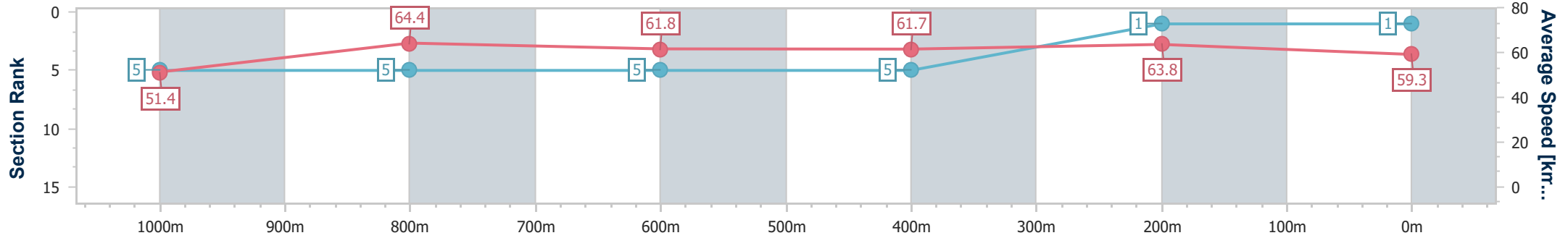
Ipswich QLD Professional  
 Race 6: LIQUOR INDUSTRY ACTION GROUP IPSWICH  
 CORRIDOR Fillies and Mares Class 1 Handicap - 1200m



11 August 2023 - 15:46

Track Rating: Good 3, Weather: Fine, Rail Position: +8.0m Entire

Section	Overall	1000m	800m	600m	400m	200m
Section Times	1:12.18 [1] (0:14.03)	0:58.15 [5] (0:11.23)	0:46.92 [5] (0:11.68)	0:35.24 [5] (0:11.72)	0:23.52 [5] (0:11.38)	0:12.14 [1] (0:12.14)
Average Speed [km/h]	51.4	64.4	61.8	61.7	63.8	59.3
Top Speed [km/h]	65.5	65.7	65.0	64.4	64.4	63.0
Avg. Dist. to Rail [m]	8.8	1.6	0.8	0.9	2.6	3.9
Avg. Stride Freq. [Hz]	2.3	2.3	2.3	2.3	2.4	2.3
Avg. Stride Length [m]	6.2	7.7	7.6	7.3	7.2	7.3



- [ ] Ranking at each section and finish
- .-.- No data available at this section
- NA No data available



Horse/Jockey Name	Bochkareva
Final Rank	2
Fastest Section Time (Section)	0:11.02 (1000m)
Top Speed [km/h] (Section)	67.9 (Overall)
Race State	Finished



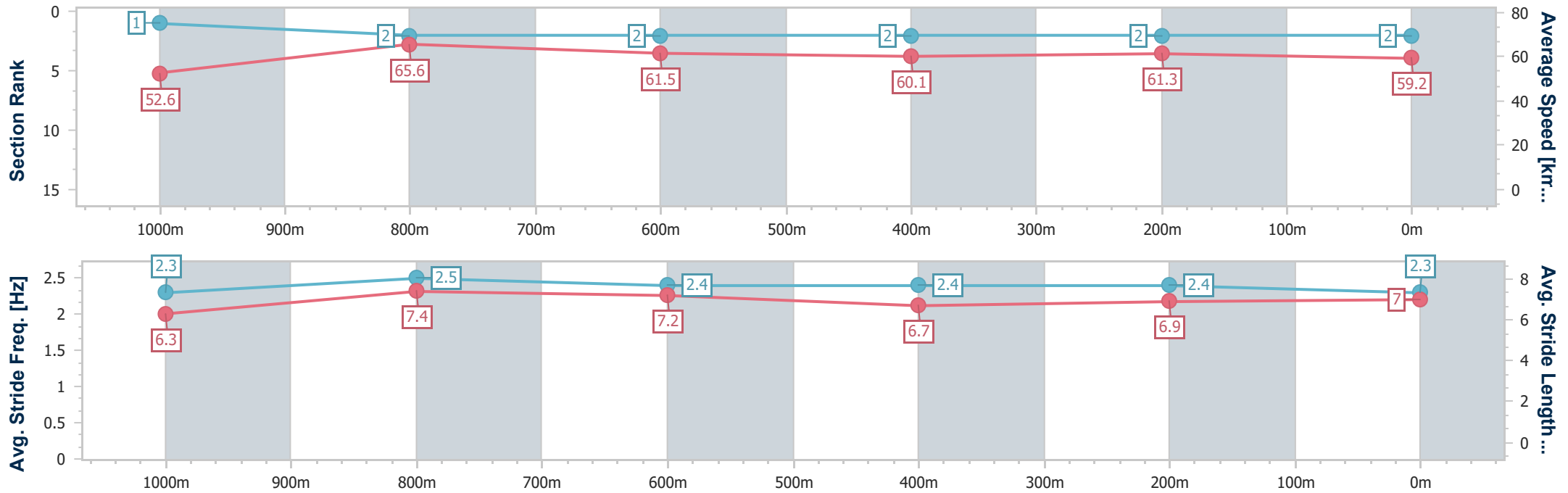
Ipswich QLD Professional  
 Race 6: LIQUOR INDUSTRY ACTION GROUP IPSWICH  
 CORRIDOR Fillies and Mares Class 1 Handicap - 1200m



11 August 2023 - 15:46

Track Rating: Good 3, Weather: Fine, Rail Position: +8.0m Entire

Section	Overall	1000m	800m	600m	400m	200m
Section Times	1:12.37 [2] (0:13.68)	0:58.69 [1] (0:11.02)	0:47.67 [2] (0:11.77)	0:35.90 [2] (0:11.96)	0:23.94 [2] (0:11.78)	0:12.16 [2] (0:12.16)
Average Speed [km/h]	52.6	65.6	61.5	60.1	61.3	59.2
Top Speed [km/h]	67.9	67.5	63.1	61.5	62.2	60.5
Avg. Dist. to Rail [m]	5.8	1.8	1.1	0.3	0.5	2.0
Avg. Stride Freq. [Hz]	2.3	2.5	2.4	2.4	2.4	2.3
Avg. Stride Length [m]	6.3	7.4	7.2	6.7	6.9	7.0



- [ ] Ranking at each section and finish
- .-.- No data available at this section
- NA No data available



Horse/Jockey Name	Empress EI
Final Rank	3
Fastest Section Time (Section)	0:11.35 (1000m)
Top Speed [km/h] (Section)	64.5 (1000m)
Race State	Finished



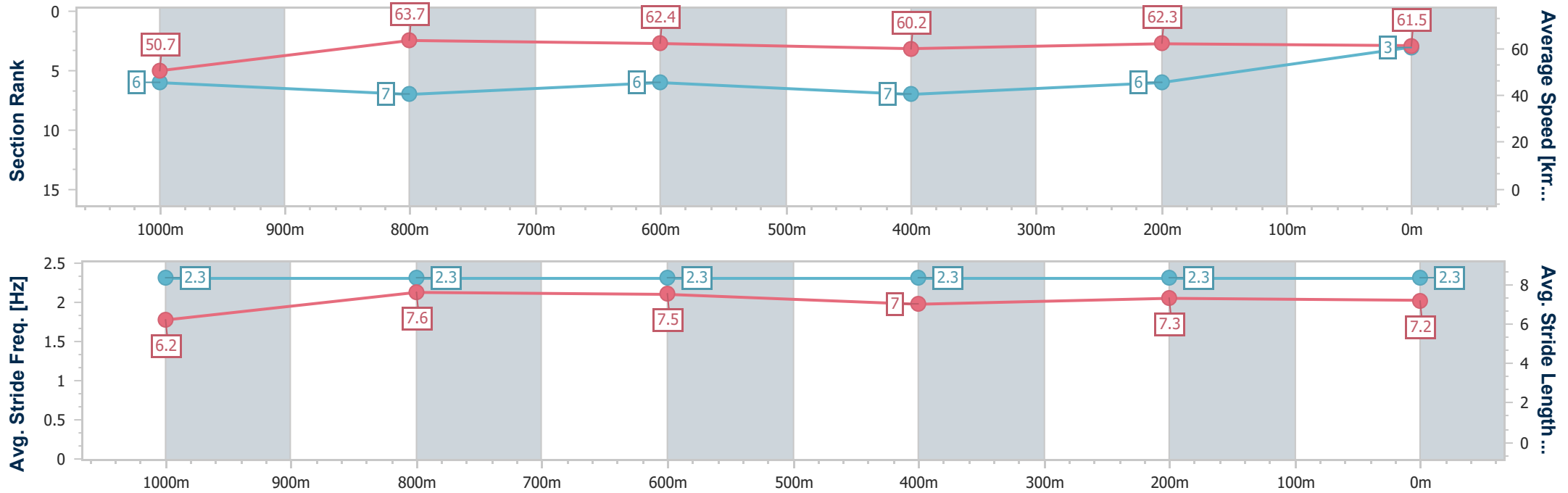
Ipswich QLD Professional  
 Race 6: LIQUOR INDUSTRY ACTION GROUP IPSWICH  
 CORRIDOR Fillies and Mares Class 1 Handicap - 1200m



11 August 2023 - 15:46

Track Rating: Good 3, Weather: Fine, Rail Position: +8.0m Entire

Section	Overall	1000m	800m	600m	400m	200m
Section Times	1:12.37 [3] (0:14.21)	0:58.16 [6] (0:11.35)	0:46.81 [7] (0:11.53)	0:35.28 [6] (0:11.98)	0:23.30 [7] (0:11.58)	0:11.72 [6] (0:11.72)
Average Speed [km/h]	50.7	63.7	62.4	60.2	62.3	61.5
Top Speed [km/h]	63.9	64.5	64.4	61.9	62.8	62.4
Avg. Dist. to Rail [m]	6.4	1.2	0.4	0.3	1.3	4.2
Avg. Stride Freq. [Hz]	2.3	2.3	2.3	2.3	2.3	2.3
Avg. Stride Length [m]	6.2	7.6	7.5	7.0	7.3	7.2



- [ ] Ranking at each section and finish
- .-.- No data available at this section
- NA No data available



Horse/Jockey Name	Fearless Thinking
Final Rank	4
Fastest Section Time (Section)	0:11.03 (1000m)
Top Speed [km/h] (Section)	67.1 (Overall)
Race State	Finished



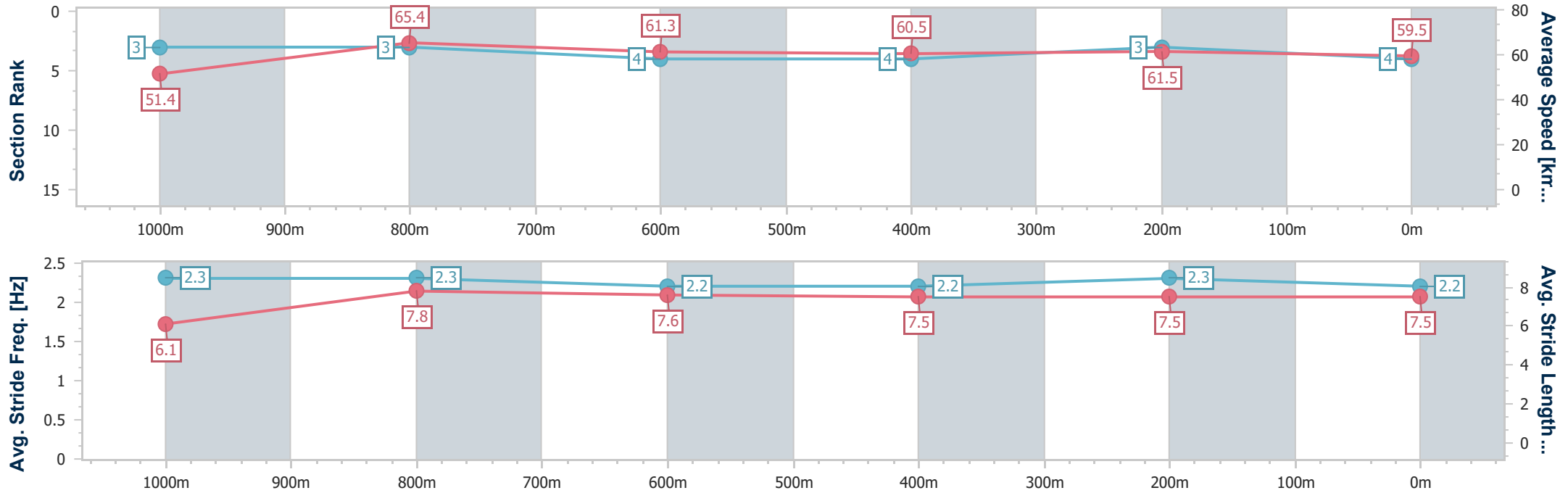
Ipswich QLD Professional  
 Race 6: LIQUOR INDUSTRY ACTION GROUP IPSWICH  
 CORRIDOR Fillies and Mares Class 1 Handicap - 1200m



11 August 2023 - 15:46

Track Rating: Good 3, Weather: Fine, Rail Position: +8.0m Entire

Section	Overall	1000m	800m	600m	400m	200m
Section Times	1:12.51 [4] (0:14.00)	0:58.51 [3] (0:11.03)	0:47.48 [3] (0:11.74)	0:35.74 [4] (0:11.87)	0:23.87 [4] (0:11.76)	0:12.11 [3] (0:12.11)
Average Speed [km/h]	51.4	65.4	61.3	60.5	61.5	59.5
Top Speed [km/h]	67.1	67.0	65.3	62.0	62.8	60.2
Avg. Dist. to Rail [m]	4.6	0.9	0.5	0.6	1.5	3.3
Avg. Stride Freq. [Hz]	2.3	2.3	2.2	2.2	2.3	2.2
Avg. Stride Length [m]	6.1	7.8	7.6	7.5	7.5	7.5



- [ ] Ranking at each section and finish
- .-.- No data available at this section
- NA No data available



Horse/Jockey Name	Miss Helmut
Final Rank	5
Fastest Section Time (Section)	0:11.31 (1000m)
Top Speed [km/h] (Section)	65.1 (1000m)
Race State	Finished



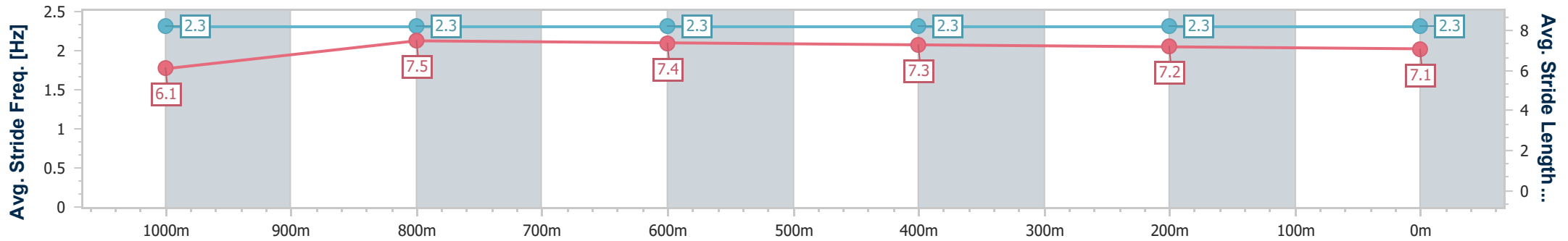
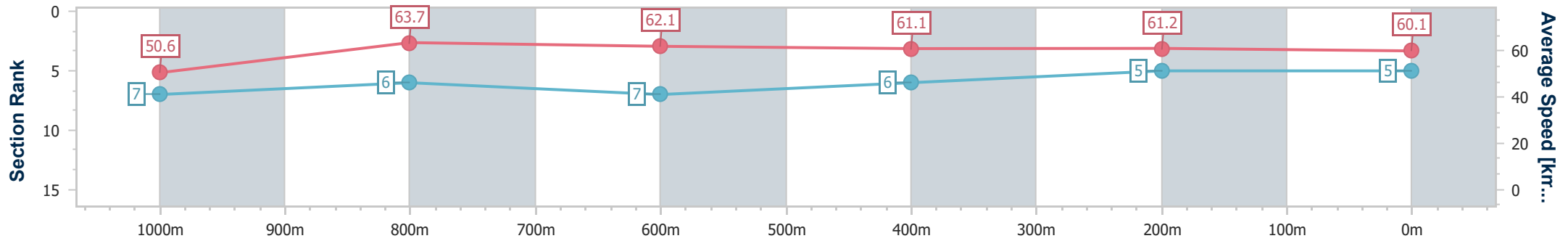
Ipswich QLD Professional  
 Race 6: LIQUOR INDUSTRY ACTION GROUP IPSWICH  
 CORRIDOR Fillies and Mares Class 1 Handicap - 1200m



11 August 2023 - 15:46

Track Rating: Good 3, Weather: Fine, Rail Position: +8.0m Entire

Section	Overall	1000m	800m	600m	400m	200m
Section Times	1:12.56 [5] (0:14.24)	0:58.32 [7] (0:11.31)	0:47.01 [6] (0:11.56)	0:35.45 [7] (0:11.73)	0:23.72 [6] (0:11.73)	0:11.99 [5] (0:11.99)
Average Speed [km/h]	50.6	63.7	62.1	61.1	61.2	60.1
Top Speed [km/h]	64.8	65.1	64.2	62.0	62.2	60.5
Avg. Dist. to Rail [m]	5.4	0.6	0.6	1.2	0.5	0.9
Avg. Stride Freq. [Hz]	2.3	2.3	2.3	2.3	2.3	2.3
Avg. Stride Length [m]	6.1	7.5	7.4	7.3	7.2	7.1



- [ ] Ranking at each section and finish
- .-.- No data available at this section
- NA No data available



Horse/Jockey Name	Sparky Girl
Final Rank	6
Fastest Section Time (Section)	0:11.41 (1000m)
Top Speed [km/h] (Section)	64.8 (800m)
Race State	Finished



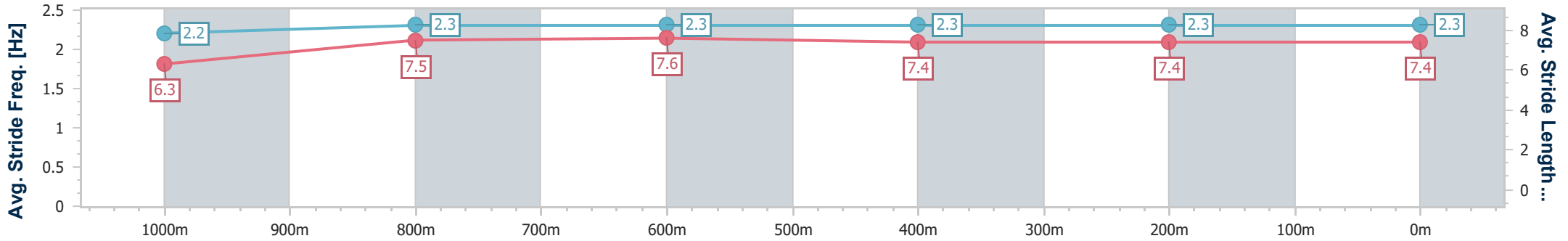
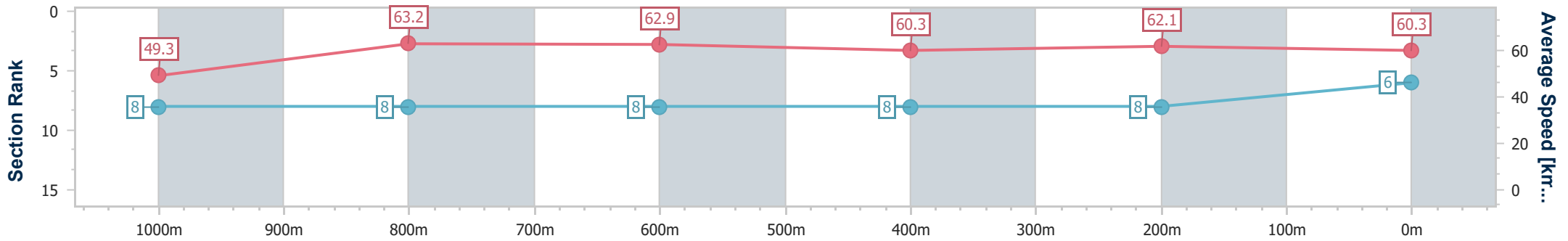
Ipswich QLD Professional  
 Race 6: LIQUOR INDUSTRY ACTION GROUP IPSWICH  
 CORRIDOR Fillies and Mares Class 1 Handicap - 1200m



11 August 2023 - 15:46

Track Rating: Good 3, Weather: Fine, Rail Position: +8.0m Entire

Section	Overall	1000m	800m	600m	400m	200m
Section Times	1:12.83 [6] (0:14.60)	0:58.23 [8] (0:11.41)	0:46.82 [8] (0:11.42)	0:35.40 [8] (0:11.89)	0:23.51 [8] (0:11.57)	0:11.94 [8] (0:11.94)
Average Speed [km/h]	49.3	63.2	62.9	60.3	62.1	60.3
Top Speed [km/h]	64.4	64.1	64.8	62.1	62.8	62.3
Avg. Dist. to Rail [m]	4.4	0.5	0.5	1.1	0.8	2.7
Avg. Stride Freq. [Hz]	2.2	2.3	2.3	2.3	2.3	2.3
Avg. Stride Length [m]	6.3	7.5	7.6	7.4	7.4	7.4



- [ ] Ranking at each section and finish
- .-.- No data available at this section
- NA No data available



Horse/Jockey Name	Award Me
Final Rank	7
Fastest Section Time (Section)	0:11.21 (1000m)
Top Speed [km/h] (Section)	65.1 (1000m)
Race State	Finished



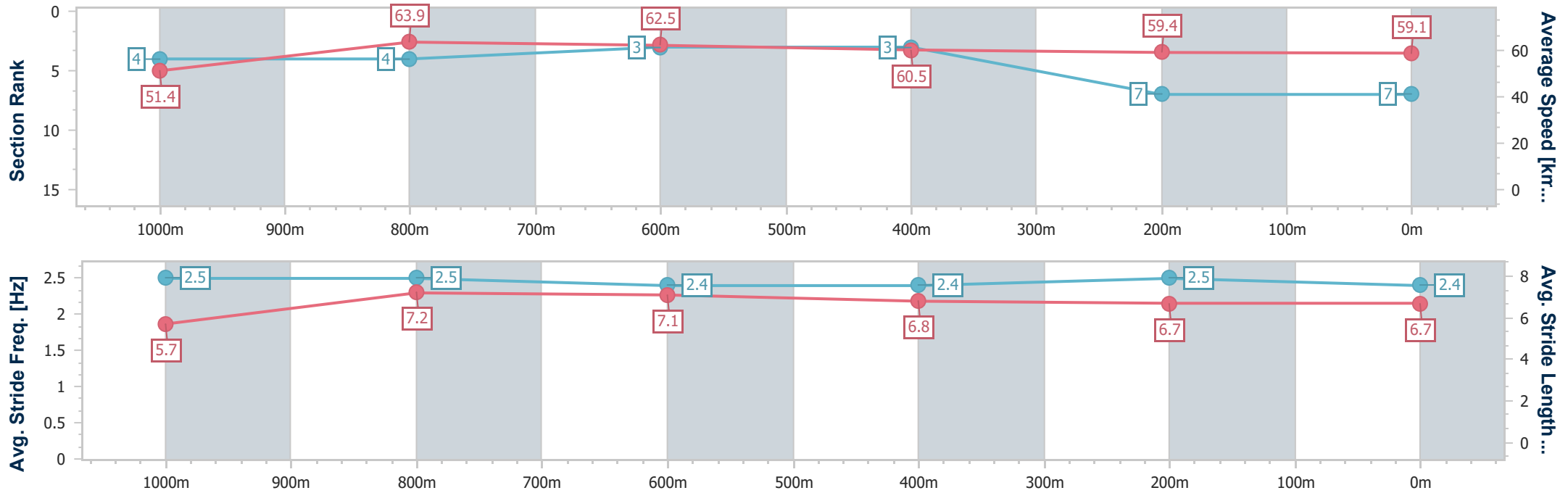
Ipswich QLD Professional  
 Race 6: LIQUOR INDUSTRY ACTION GROUP IPSWICH  
 CORRIDOR Fillies and Mares Class 1 Handicap - 1200m



11 August 2023 - 15:46

Track Rating: Good 3, Weather: Fine, Rail Position: +8.0m Entire

Section	Overall	1000m	800m	600m	400m	200m
Section Times	1:12.85 [7] (0:14.01)	0:58.84 [4] (0:11.21)	0:47.63 [4] (0:11.43)	0:36.20 [3] (0:11.88)	0:24.32 [3] (0:12.13)	0:12.19 [7] (0:12.19)
Average Speed [km/h]	51.4	63.9	62.5	60.5	59.4	59.1
Top Speed [km/h]	64.2	65.1	63.6	61.0	61.8	60.1
Avg. Dist. to Rail [m]	2.1	1.9	1.6	0.5	0.2	0.6
Avg. Stride Freq. [Hz]	2.5	2.5	2.4	2.4	2.5	2.4
Avg. Stride Length [m]	5.7	7.2	7.1	6.8	6.7	6.7



- [ ] Ranking at each section and finish
- .-.- No data available at this section
- NA No data available





Horse/Jockey Name	Ready To Torque
Final Rank	8
Fastest Section Time (Section)	0:10.89 (1000m)
Top Speed [km/h] (Section)	66.9 (1000m)
Race State	Finished



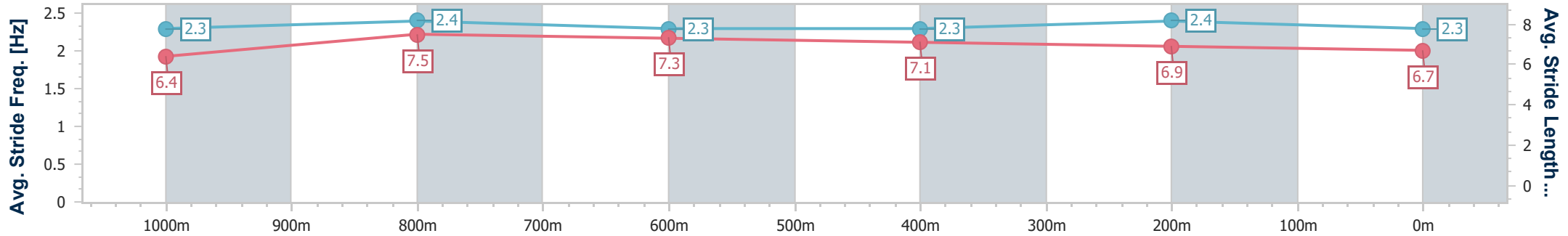
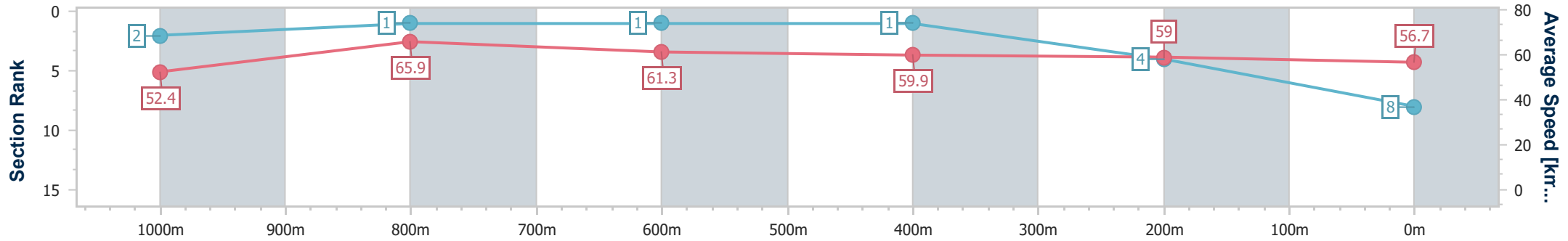
Ipswich QLD Professional  
 Race 6: LIQUOR INDUSTRY ACTION GROUP IPSWICH  
 CORRIDOR Fillies and Mares Class 1 Handicap - 1200m



11 August 2023 - 15:46

Track Rating: Good 3, Weather: Fine, Rail Position: +8.0m Entire

Section	Overall	1000m	800m	600m	400m	200m
Section Times	1:13.19 [8] (0:13.74)	0:59.45 [2] (0:10.89)	0:48.56 [1] (0:11.70)	0:36.86 [1] (0:11.98)	0:24.88 [1] (0:12.19)	0:12.69 [4] (0:12.69)
Average Speed [km/h]	52.4	65.9	61.3	59.9	59.0	56.7
Top Speed [km/h]	66.8	66.9	64.2	60.7	60.7	57.8
Avg. Dist. to Rail [m]	1.5	0.9	0.8	0.7	0.7	0.3
Avg. Stride Freq. [Hz]	2.3	2.4	2.3	2.3	2.4	2.3
Avg. Stride Length [m]	6.4	7.5	7.3	7.1	6.9	6.7



- [ ] Ranking at each section and finish
- .-.- No data available at this section
- NA No data available