

Ipswich QLD Professional

Race 8: KINGSLEY LAWSON LAWYERS BENCHMARK 60 Handicap - 1350m

11 August 2023 - 17:25

Track Rating: Good 3, Weather: Fine, Rail Position: +8.0m Entire

Section												Last 600m	
Field Times		Overall	1200m	1000m	800m	600m	400m						
		1:21.81 (0:11.28)	1:10.53 (0:10.93)	0:59.60 (0:11.59)	0:48.01 (0:12.18)	0:35.83 (0:11.97)	0:23.86 (0:11.94)						0:35.83
Rank	TAB	Horse/Jockey	Barrier	Top Speed [km/h]	Fastest Section								Distance Travelled [m]
1	2	BAHAMUT Emily Lang	4	64.9 1200m	0:11.31 1200m	1:21.81 [1] (0:11.71)	1:10.10 [7] (0:11.31)	0:58.79 [8] (0:11.76)	0:47.03 [8] (0:12.02)	0:35.01 [8] (0:11.94)	0:23.07 [7] (0:11.47)	0:35.01	
2	12	YALLA Angela Jones	9	65.5 1200m	0:11.21 1200m	1:21.94 [2] (0:11.36)	1:10.58 [4] (0:11.21)	0:59.37 [4] (0:11.69)	0:47.68 [4] (0:12.17)	0:35.51 [4] (0:12.00)	0:23.51 [4] (0:11.79)	0:35.51	+4
3	5	ASCOT EXPRESS Dan McGillivray	12	66.5 1200m	0:11.03 1200m	1:22.02 [3] (0:11.83)	1:10.19 [8] (0:11.03)	0:59.16 [7] (0:11.78)	0:47.38 [7] (0:11.87)	0:35.51 [5] (0:12.00)	0:23.51 [5] (0:11.70)	0:35.51	+6
4	3	ANARCHY Justin Stanley	6	68.7 1200m	0:10.93 1200m	1:22.07 [4] (0:11.28)	1:10.79 [1] (0:10.93)	0:59.86 [1] (0:11.59)	0:48.27 [1] (0:12.18)	0:36.09 [1] (0:11.97)	0:24.12 [1] (0:11.94)	0:36.09	-1
5	8	THE RAMPANT Damien Thornton	1	66.1 1200m	0:11.22 1200m	1:22.26 [5] (0:11.31)	1:10.95 [2] (0:11.22)	0:59.73 [3] (0:11.61)	0:48.12 [3] (0:12.16)	0:35.96 [3] (0:12.01)	0:23.95 [3] (0:11.84)	0:35.96	-1
6	14	ROCKIN' ARTIE Justin Huxtable	3	67.6 1200m	0:11.17 1200m	1:22.27 [6] (0:11.62)	1:10.65 [6] (0:11.17)	0:59.48 [6] (0:11.58)	0:47.90 [5] (0:12.18)	0:35.72 [6] (0:11.99)	0:23.73 [6] (0:11.82)	0:35.72	-1
7	7	LUCASAYD James Orman	5	65.5 1200m	0:11.30 1200m	1:22.28 [7] (0:11.88)	1:10.40 [9] (0:11.30)	0:59.10 [9] (0:11.69)	0:47.41 [9] (0:12.03)	0:35.38 [9] (0:11.97)	0:23.41 [10] (0:11.81)	0:35.38	+5
8	4	GALAXY GENERAL Bailey Wheeler	10	66.4 1200m	0:11.13 1200m	1:22.28 [8] (0:11.57)	1:10.71 [5] (0:11.13)	0:59.58 [5] (0:11.80)	0:47.78 [6] (0:12.21)	0:35.57 [7] (0:12.06)	0:23.51 [8] (0:11.79)	0:35.57	+4
9	10	UNZAGA Martin Harley	13	65.3 1200m	0:11.36 1200m	1:22.31 [9] (0:12.09)	1:10.22 [11] (0:11.36)	0:58.86 [11] (0:11.63)	0:47.23 [10] (0:11.84)	0:35.39 [10] (0:11.92)	0:23.47 [9] (0:11.71)	0:35.39	+9
10	13	GEM OF THE LOCHS Jai Williams	16	64.6 1200m	0:11.31 1200m	1:22.73 [10] (0:12.08)	1:10.65 [10] (0:11.31)	0:59.34 [10] (0:11.75)	0:47.59 [11] (0:11.92)	0:35.67 [11] (0:12.10)	0:23.57 [11] (0:11.70)	0:35.67	+5

Scratched: Sophia's Lass (#17), Yes To Excess (#11), Master Red (#19), Chickerartie (#6), Too Hard To Refuse (#9), Monday Monday (#18), Everlast (#15)



Ipswich QLD Professional
Race 8: KINGSLEY LAWSON LAWYERS BENCHMARK 60 Handicap - 1350m
 11 August 2023 - 17:25



Track Rating: Good 3, Weather: Fine, Rail Position: +8.0m Entire

Section	Overall	1200m	1000m	800m	600m	400m	Last 600m
Field Times	1:21.81 (0:11.28)	1:10.53 (0:10.93)	0:59.60 (0:11.59)	0:48.01 (0:12.18)	0:35.83 (0:11.97)	0:23.86 (0:11.94)	0:35.83

Rank	TAB	Horse/Jockey	Barrier	Top Speed [km/h]	Fastest Section	Overall	1200m	1000m	800m	600m	400m	Last 600m	Distance Travelled [m]
11	16	DEVIL ENUFF Samantha Collett	2	66.2 1200m	0:11.04 1200m	1:22.83 [11] (0:11.35)	1:11.48 [3] (0:11.04)	1:00.44 [2] (0:11.61)	0:48.83 [2] (0:12.12)	0:36.71 [2] (0:12.05)	0:24.66 [2] (0:12.07)	0:36.71	+1
12	1	ABRACADAZZLE Casey Waddell	7	63.5 1000m	0:11.60 1200m	1:22.85 [12] (0:12.16)	1:10.69 [12] (0:11.60)	0:59.09 [12] (0:11.70)	0:47.39 [12] (0:11.80)	0:35.59 [12] (0:11.91)	0:23.68 [12] (0:11.78)	0:35.59	-1

Scratched: Sophia's Lass (#17), Yes To Excess (#11), Master Red (#19), Chickerartie (#6), Too Hard To Refuse (#9), Monday Monday (#18), Everlast (#15)

[] Ranking at each section and finish
 -:-:-:- No data available at this section
 NA No data available

SCN Saddle cloth number
 DNF Did not finish
 DNT Did not track



Ipswich QLD Professional

Race 8: KINGSLEY LAWSON LAWYERS BENCHMARK 60 Handicap - 1350m

11 August 2023 - 17:25



Track Rating: Good 3, Weather: Fine, Rail Position: +8.0m Entire

Section				200m			Last 600m			
Field Times				0:11.92			0:35.83			
				(0:11.92)						
Rank	TAB	Horse/Jockey	Barrier	Top Speed [km/h]	Fastest Section	Margin			Distance Travelled [m]	
1	2	BAHAMUT	4	64.9	0:11.31	0:11.60 [3]	1:21.81		0:35.01	
		Emily Lang		1200m	1200m	(0:11.60)				
2	12	YALLA	9	65.5	0:11.21	0:11.72 [5]	0.8L		0:35.51	+4
		Angela Jones		1200m	1200m	(0:11.72)				
3	5	ASCOT EXPRESS	12	66.5	0:11.03	0:11.81 [4]	1.2L		0:35.51	+6
		Dan McGillivray		1200m	1200m	(0:11.81)				
4	3	ANARCHY	6	68.7	0:10.93	0:12.18 [1]	1.4L		0:36.09	-1
		Justin Stanley		1200m	1200m	(0:12.18)				
5	8	THE RAMPANT	1	66.1	0:11.22	0:12.11 [2]	2.4L		0:35.96	-1
		Damien Thornton		1200m	1200m	(0:12.11)				
6	14	ROCKIN' ARTIE	3	67.6	0:11.17	0:11.91 [7]	2.5L		0:35.72	-1
		Justin Huxtable		1200m	1200m	(0:11.91)				
7	7	LUCASAYD	5	65.5	0:11.30	0:11.60 [10]	2.6L		0:35.38	+5
		James Orman		1200m	1200m	(0:11.60)				
8	4	GALAXY GENERAL	10	66.4	0:11.13	0:11.72 [9]	2.7L		0:35.57	+4
		Bailey Wheeler		1200m	1200m	(0:11.72)				
9	10	UNZAGA	13	65.3	0:11.36	0:11.76 [8]	2.9L		0:35.39	+9
		Martin Harley		1200m	1200m	(0:11.76)				
10	13	GEM OF THE LOCHS	16	64.6	0:11.31	0:11.87 [11]	5.2L		0:35.67	+5
		Jai Williams		1200m	1200m	(0:11.87)				

Scratched: Sophia's Lass (#17), Yes To Excess (#11), Master Red (#19), Chickerartie (#6), Too Hard To Refuse (#9), Monday Monday (#18), Everlast (#15)

[] Ranking at each section and finish
 -:-:- No data available at this section
 NA No data available

SCN Saddle cloth number
 DNF Did not finish
 DNT Did not track



Ipswich QLD Professional
Race 8: KINGSLEY LAWSON LAWYERS BENCHMARK 60 Handicap - 1350m
 11 August 2023 - 17:25



Track Rating: Good 3, Weather: Fine, Rail Position: +8.0m Entire

Section				200m				Last 600m		
Field Times				0:11.92 (0:11.92)				0:35.83		
Rank	TAB	Horse/Jockey	Barrier	Top Speed [km/h]	Fastest Section	Margin			Distance Travelled [m]	
11	16	DEVIL ENUFF	2	66.2	0:11.04	0:12.59 [6]	5.7L		0:36.71	+1
		Samantha Collett		1200m	1200m	(0:12.59)				
12	1	ABRACADAZZLE	7	63.5	0:11.60	0:11.90 [12]	5.8L		0:35.59	-1
		Casey Waddell		1000m	1200m	(0:11.90)				

Scratched: Sophia's Lass (#17), Yes To Excess (#11), Master Red (#19), Chickerartie (#6), Too Hard To Refuse (#9), Monday Monday (#18), Everlast (#15)

[] Ranking at each section and finish
 -:-:-:- No data available at this section
 NA No data available

SCN Saddle cloth number
 DNF Did not finish
 DNT Did not track



Horse/Jockey Name	Bahamut
Final Rank	1
Fastest Section Time (Section)	0:11.31 (1200m)
Top Speed [km/h] (Section)	64.9 (1200m)
Race State	Finished

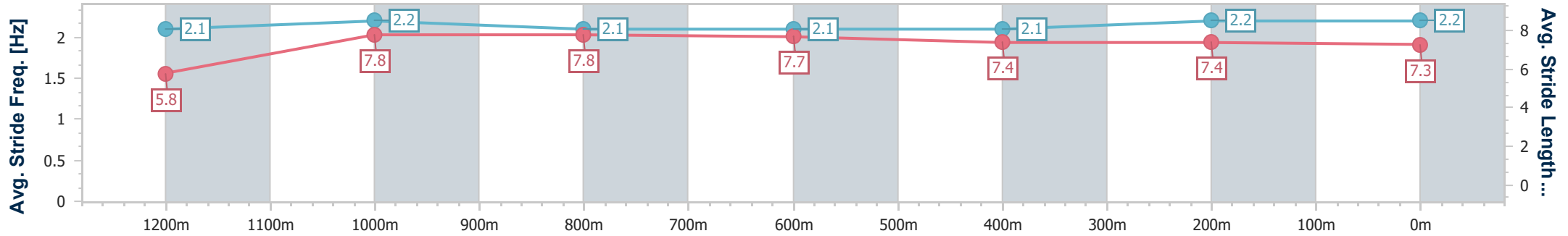
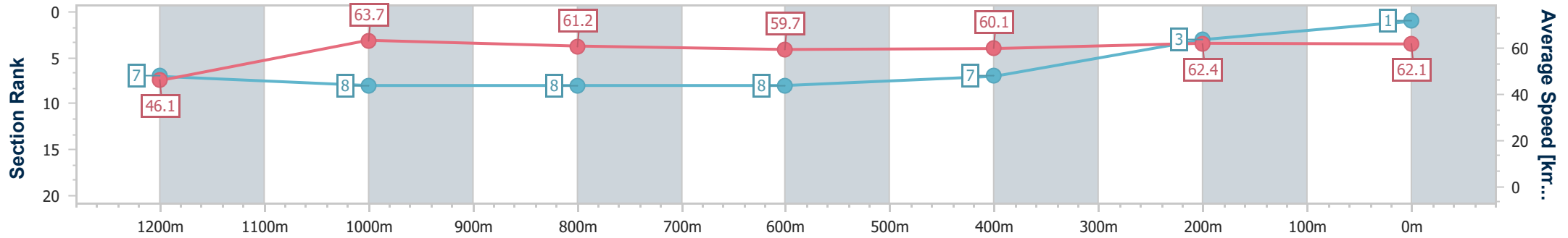


Ipswich QLD Professional
 Race 8: KINGSLEY LAWSON LAWYERS BENCHMARK 60
 Handicap - 1350m
 11 August 2023 - 17:25



Track Rating: Good 3, Weather: Fine, Rail Position: +8.0m Entire

Section	Overall	1200m	1000m	800m	600m	400m	200m
Section Times	1:21.81 [1] (0:11.71)	1:10.10 [7] (0:11.31)	0:58.79 [8] (0:11.76)	0:47.03 [8] (0:12.02)	0:35.01 [8] (0:11.94)	0:23.07 [7] (0:11.47)	0:11.60 [3] (0:11.60)
Average Speed [km/h]	46.1	63.7	61.2	59.7	60.1	62.4	62.1
Top Speed [km/h]	64.1	64.9	62.3	62.1	60.9	64.3	64.1
Avg. Dist. to Rail [m]	2.2	0.4	0.4	1.0	0.7	0.9	1.1
Avg. Stride Freq. [Hz]	2.1	2.2	2.1	2.1	2.1	2.2	2.2
Avg. Stride Length [m]	5.8	7.8	7.8	7.7	7.4	7.4	7.3



- [] Ranking at each section and finish
- .-.- No data available at this section
- NA No data available



Horse/Jockey Name	Yalla
Final Rank	2
Fastest Section Time (Section)	0:11.21 (1200m)
Top Speed [km/h] (Section)	65.5 (1200m)
Race State	Finished

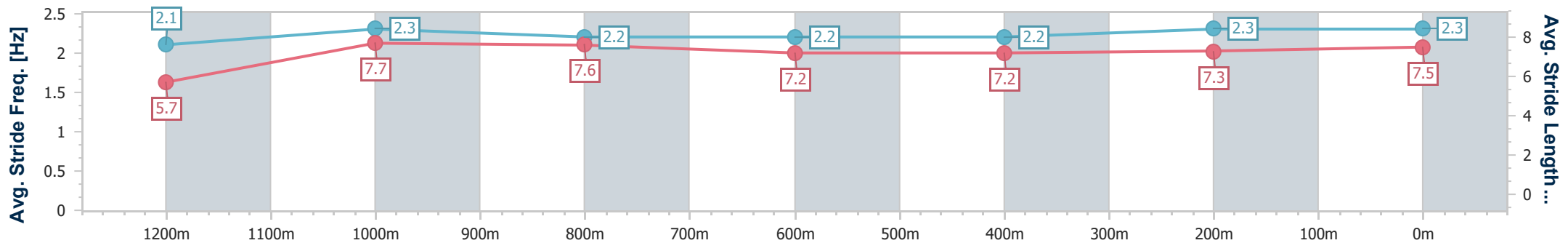
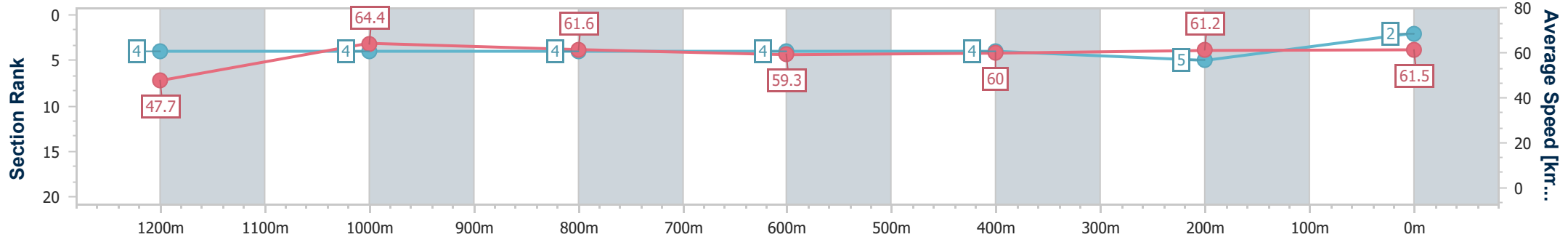


Ipswich QLD Professional
 Race 8: KINGSLEY LAWSON LAWYERS BENCHMARK 60
 Handicap - 1350m
 11 August 2023 - 17:25



Track Rating: Good 3, Weather: Fine, Rail Position: +8.0m Entire

Section	Overall	1200m	1000m	800m	600m	400m	200m
Section Times	1:21.94 [2] (0:11.36)	1:10.58 [4] (0:11.21)	0:59.37 [4] (0:11.69)	0:47.68 [4] (0:12.17)	0:35.51 [4] (0:12.00)	0:23.51 [4] (0:11.79)	0:11.72 [5] (0:11.72)
Average Speed [km/h]	47.7	64.4	61.6	59.3	60.0	61.2	61.5
Top Speed [km/h]	64.0	65.5	63.5	60.9	60.9	62.0	62.2
Avg. Dist. to Rail [m]	4.8	2.3	0.5	0.3	0.4	1.4	3.5
Avg. Stride Freq. [Hz]	2.1	2.3	2.2	2.2	2.2	2.3	2.3
Avg. Stride Length [m]	5.7	7.7	7.6	7.2	7.2	7.3	7.5



- [] Ranking at each section and finish
- .-.- No data available at this section
- NA No data available



Horse/Jockey Name	Ascot Express
Final Rank	3
Fastest Section Time (Section)	0:11.03 (1200m)
Top Speed [km/h] (Section)	66.5 (1200m)
Race State	Finished

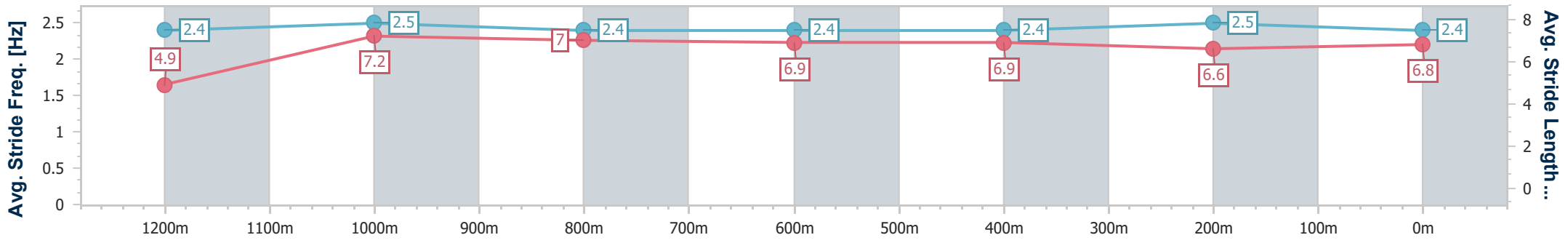
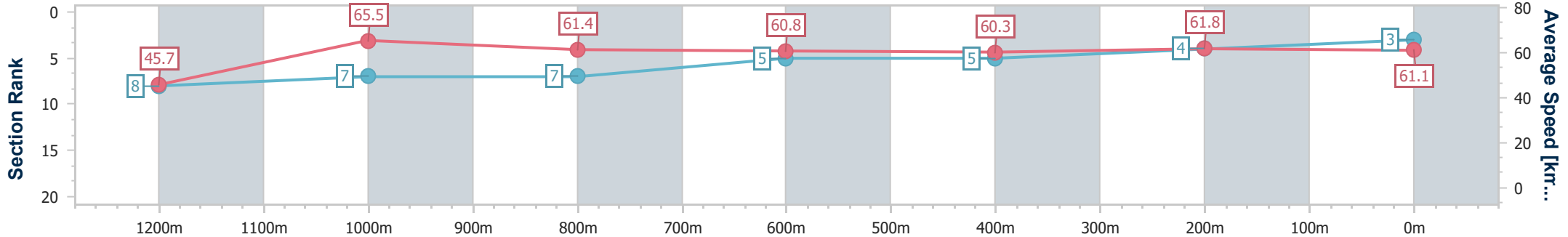


Ipswich QLD Professional
 Race 8: KINGSLEY LAWSON LAWYERS BENCHMARK 60
 Handicap - 1350m
 11 August 2023 - 17:25



Track Rating: Good 3, Weather: Fine, Rail Position: +8.0m Entire

Section	Overall	1200m	1000m	800m	600m	400m	200m
Section Times	1:22.02 [3] (0:11.83)	1:10.19 [8] (0:11.03)	0:59.16 [7] (0:11.78)	0:47.38 [7] (0:11.87)	0:35.51 [5] (0:12.00)	0:23.51 [5] (0:11.70)	0:11.81 [4] (0:11.81)
Average Speed [km/h]	45.7	65.5	61.4	60.8	60.3	61.8	61.1
Top Speed [km/h]	62.2	66.5	63.6	62.4	61.4	62.5	62.5
Avg. Dist. to Rail [m]	7.3	2.0	1.1	0.6	1.1	2.5	4.5
Avg. Stride Freq. [Hz]	2.4	2.5	2.4	2.4	2.4	2.5	2.4
Avg. Stride Length [m]	4.9	7.2	7.0	6.9	6.9	6.6	6.8



- [] Ranking at each section and finish
- .-.- No data available at this section
- NA No data available



Horse/Jockey Name	Anarchy
Final Rank	4
Fastest Section Time (Section)	0:10.93 (1200m)
Top Speed [km/h] (Section)	68.7 (1200m)
Race State	Finished



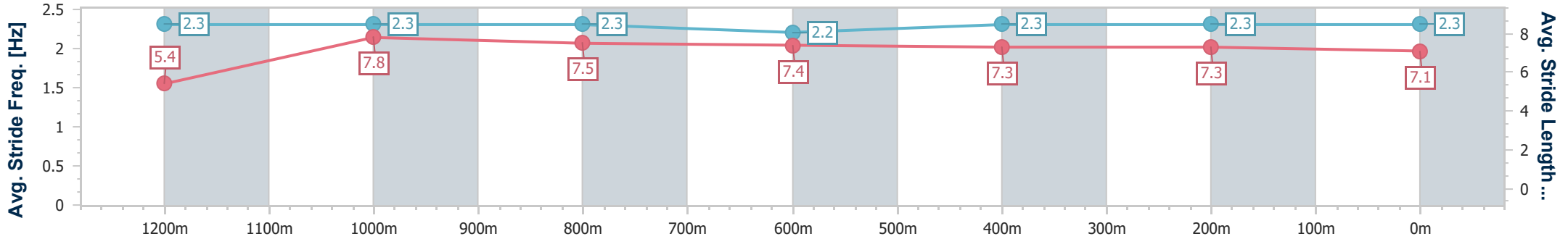
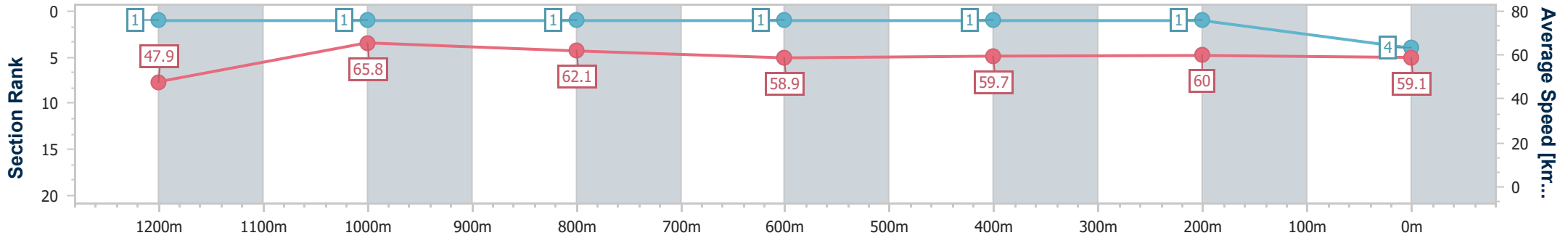
Ipswich QLD Professional
 Race 8: KINGSLEY LAWSON LAWYERS BENCHMARK 60
 Handicap - 1350m



11 August 2023 - 17:25

Track Rating: Good 3, Weather: Fine, Rail Position: +8.0m Entire

Section	Overall	1200m	1000m	800m	600m	400m	200m
Section Times	1:22.07 [4] (0:11.28)	1:10.79 [1] (0:10.93)	0:59.86 [1] (0:11.59)	0:48.27 [1] (0:12.18)	0:36.09 [1] (0:11.97)	0:24.12 [1] (0:11.94)	0:12.18 [1] (0:12.18)
Average Speed [km/h]	47.9	65.8	62.1	58.9	59.7	60.0	59.1
Top Speed [km/h]	67.0	68.7	64.0	59.5	60.8	60.5	60.4
Avg. Dist. to Rail [m]	3.3	1.1	0.4	1.0	1.4	0.8	0.2
Avg. Stride Freq. [Hz]	2.3	2.3	2.3	2.2	2.3	2.3	2.3
Avg. Stride Length [m]	5.4	7.8	7.5	7.4	7.3	7.3	7.1



- [] Ranking at each section and finish
- .-.-.- No data available at this section
- NA No data available



Horse/Jockey Name	The Rampant
Final Rank	5
Fastest Section Time (Section)	0:11.22 (1200m)
Top Speed [km/h] (Section)	66.1 (1200m)
Race State	Finished

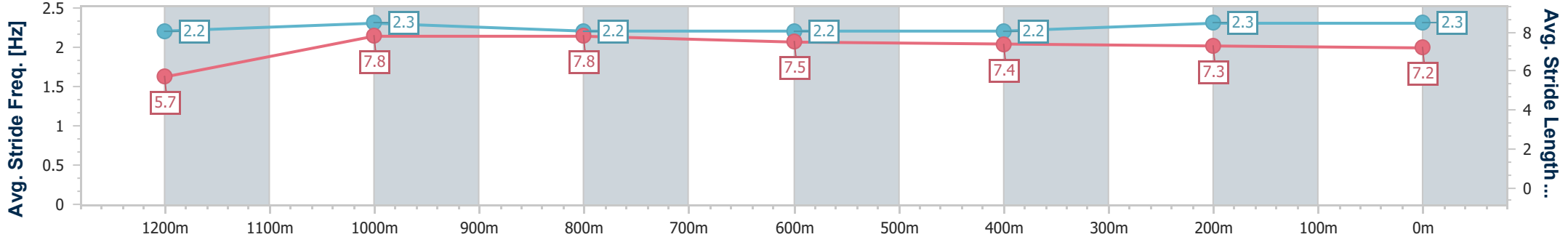
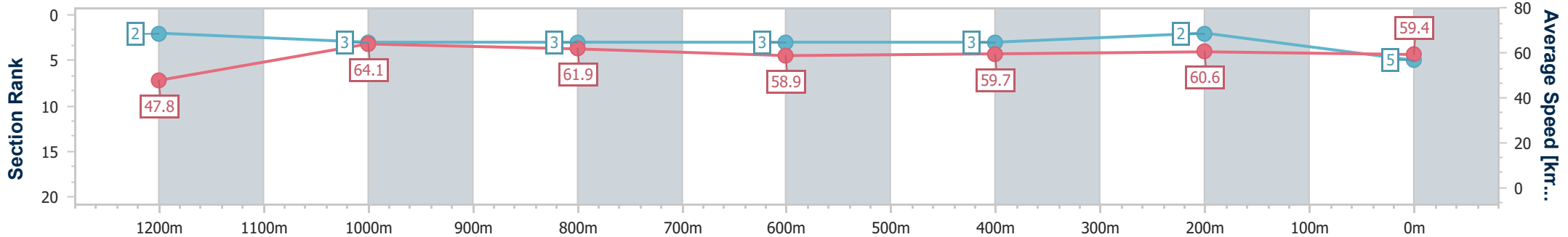


Ipswich QLD Professional
 Race 8: KINGSLEY LAWSON LAWYERS BENCHMARK 60
 Handicap - 1350m
 11 August 2023 - 17:25



Track Rating: Good 3, Weather: Fine, Rail Position: +8.0m Entire

Section	Overall	1200m	1000m	800m	600m	400m	200m
Section Times	1:22.26 [5] (0:11.31)	1:10.95 [2] (0:11.22)	0:59.73 [3] (0:11.61)	0:48.12 [3] (0:12.16)	0:35.96 [3] (0:12.01)	0:23.95 [3] (0:11.84)	0:12.11 [2] (0:12.11)
Average Speed [km/h]	47.8	64.1	61.9	58.9	59.7	60.6	59.4
Top Speed [km/h]	65.6	66.1	63.4	60.1	60.5	61.4	61.3
Avg. Dist. to Rail [m]	1.0	0.7	0.8	1.2	1.1	0.9	1.5
Avg. Stride Freq. [Hz]	2.2	2.3	2.2	2.2	2.2	2.3	2.3
Avg. Stride Length [m]	5.7	7.8	7.8	7.5	7.4	7.3	7.2



- [] Ranking at each section and finish
- .-.- No data available at this section
- NA No data available



Horse/Jockey Name	Rockin' Artie
Final Rank	6
Fastest Section Time (Section)	0:11.17 (1200m)
Top Speed [km/h] (Section)	67.6 (1200m)
Race State	Finished

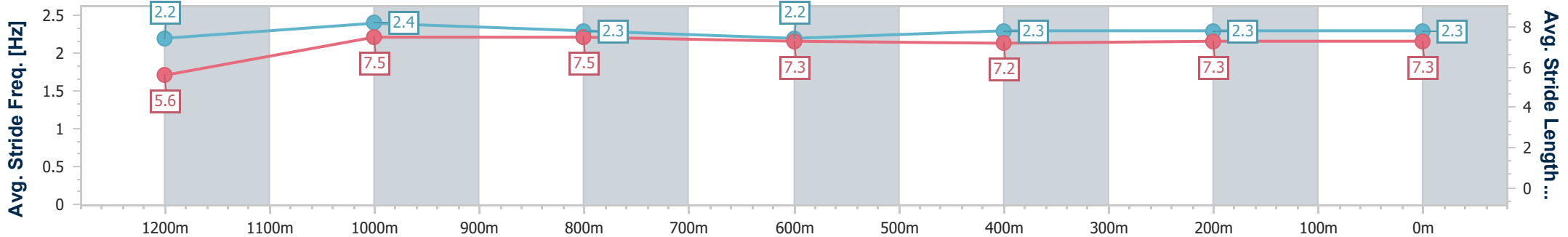
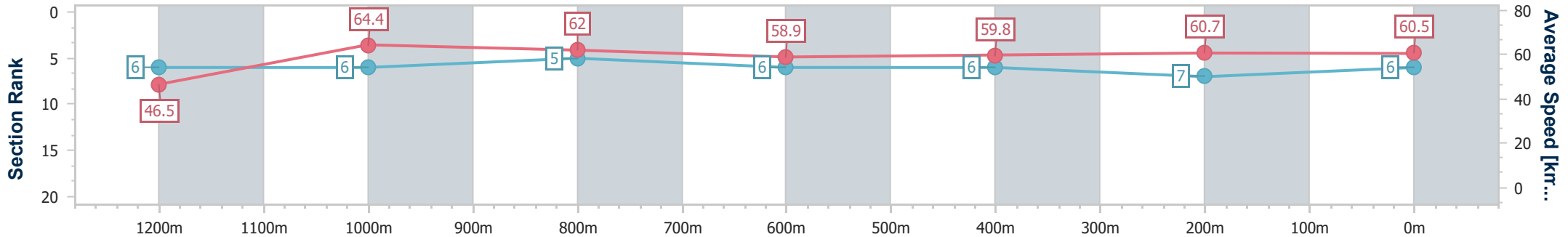


Ipswich QLD Professional
 Race 8: KINGSLEY LAWSON LAWYERS BENCHMARK 60
 Handicap - 1350m
 11 August 2023 - 17:25



Track Rating: Good 3, Weather: Fine, Rail Position: +8.0m Entire

Section	Overall	1200m	1000m	800m	600m	400m	200m
Section Times	1:22.27 [6] (0:11.62)	1:10.65 [6] (0:11.17)	0:59.48 [6] (0:11.58)	0:47.90 [5] (0:12.18)	0:35.72 [6] (0:11.99)	0:23.73 [6] (0:11.82)	0:11.91 [7] (0:11.91)
Average Speed [km/h]	46.5	64.4	62.0	58.9	59.8	60.7	60.5
Top Speed [km/h]	65.0	67.6	62.9	60.6	60.9	61.7	62.2
Avg. Dist. to Rail [m]	1.3	0.8	1.2	1.3	0.7	1.0	0.8
Avg. Stride Freq. [Hz]	2.2	2.4	2.3	2.2	2.3	2.3	2.3
Avg. Stride Length [m]	5.6	7.5	7.5	7.3	7.2	7.3	7.3



- [] Ranking at each section and finish
- .-.- No data available at this section
- NA No data available



Horse/Jockey Name	Lucasayd
Final Rank	7
Fastest Section Time (Section)	0:11.30 (1200m)
Top Speed [km/h] (Section)	65.5 (1200m)
Race State	Finished

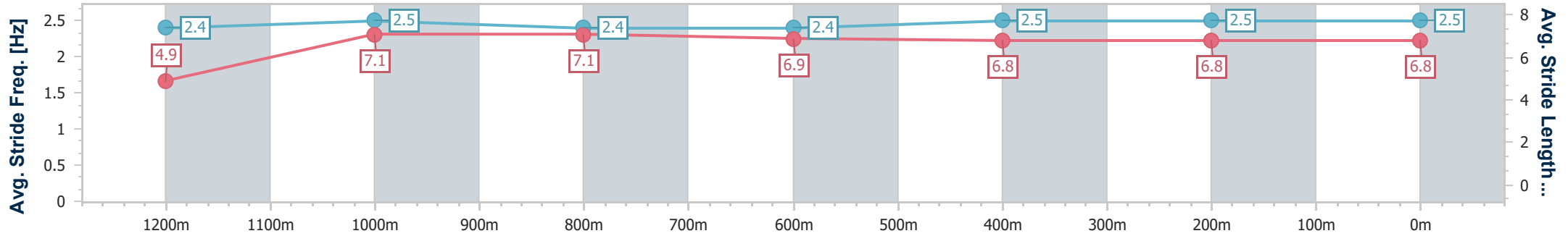
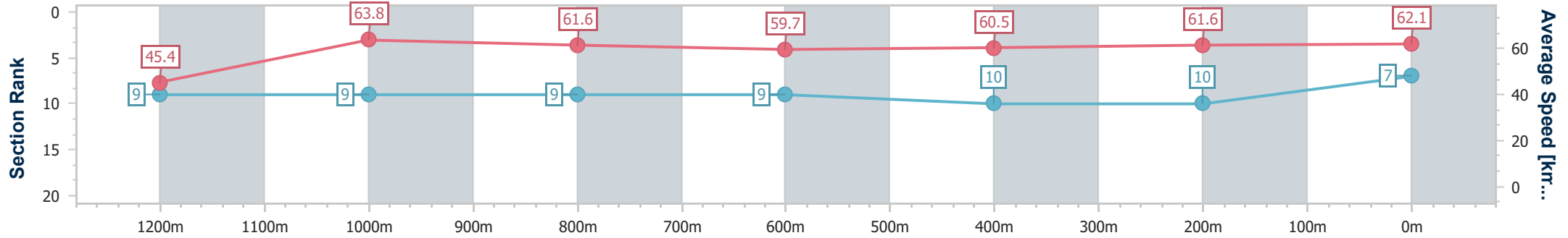


Ipswich QLD Professional
 Race 8: KINGSLEY LAWSON LAWYERS BENCHMARK 60
 Handicap - 1350m
 11 August 2023 - 17:25



Track Rating: Good 3, Weather: Fine, Rail Position: +8.0m Entire

Section	Overall	1200m	1000m	800m	600m	400m	200m
Section Times	1:22.28 [7] (0:11.88)	1:10.40 [9] (0:11.30)	0:59.10 [9] (0:11.69)	0:47.41 [9] (0:12.03)	0:35.38 [9] (0:11.97)	0:23.41 [10] (0:11.81)	0:11.60 [10] (0:11.60)
Average Speed [km/h]	45.4	63.8	61.6	59.7	60.5	61.6	62.1
Top Speed [km/h]	63.4	65.5	62.2	62.0	62.8	63.2	63.8
Avg. Dist. to Rail [m]	2.5	0.8	0.3	0.6	1.4	3.7	6.3
Avg. Stride Freq. [Hz]	2.4	2.5	2.4	2.4	2.5	2.5	2.5
Avg. Stride Length [m]	4.9	7.1	7.1	6.9	6.8	6.8	6.8



- [] Ranking at each section and finish
- .-.- No data available at this section
- NA No data available



Horse/Jockey Name	Galaxy General
Final Rank	8
Fastest Section Time (Section)	0:11.13 (1200m)
Top Speed [km/h] (Section)	66.4 (1200m)
Race State	Finished

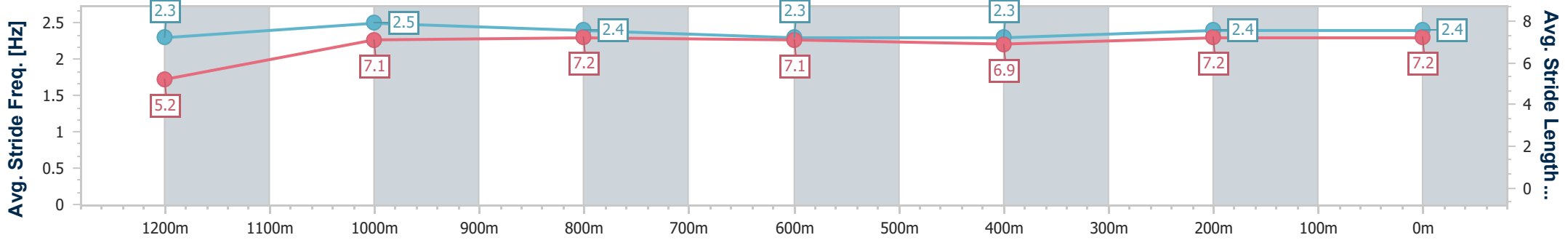
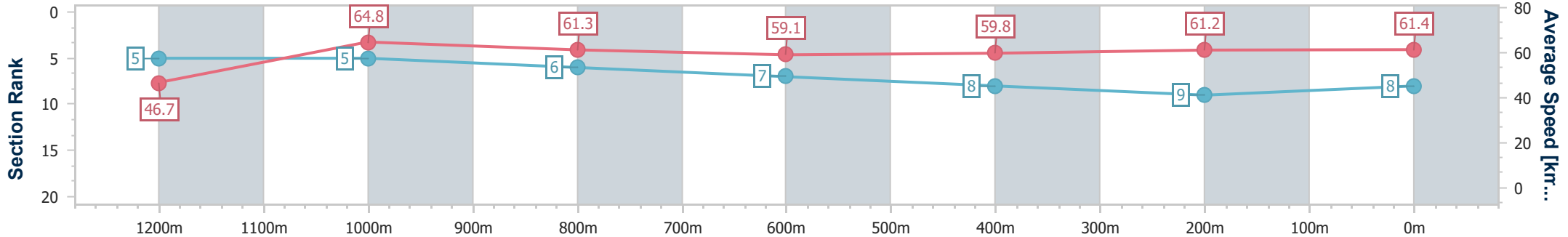


Ipswich QLD Professional
 Race 8: KINGSLEY LAWSON LAWYERS BENCHMARK 60
 Handicap - 1350m
 11 August 2023 - 17:25



Track Rating: Good 3, Weather: Fine, Rail Position: +8.0m Entire

Section	Overall	1200m	1000m	800m	600m	400m	200m
Section Times	1:22.28 [8] (0:11.57)	1:10.71 [5] (0:11.13)	0:59.58 [5] (0:11.80)	0:47.78 [6] (0:12.21)	0:35.57 [7] (0:12.06)	0:23.51 [8] (0:11.79)	0:11.72 [9] (0:11.72)
Average Speed [km/h]	46.7	64.8	61.3	59.1	59.8	61.2	61.4
Top Speed [km/h]	64.7	66.4	62.6	60.3	62.1	62.9	63.0
Avg. Dist. to Rail [m]	6.1	1.0	1.1	0.6	0.6	1.9	4.2
Avg. Stride Freq. [Hz]	2.3	2.5	2.4	2.3	2.3	2.4	2.4
Avg. Stride Length [m]	5.2	7.1	7.2	7.1	6.9	7.2	7.2



- [] Ranking at each section and finish
- .-.- No data available at this section
- NA No data available



Horse/Jockey Name	Unzaga
Final Rank	9
Fastest Section Time (Section)	0:11.36 (1200m)
Top Speed [km/h] (Section)	65.3 (1200m)
Race State	Finished

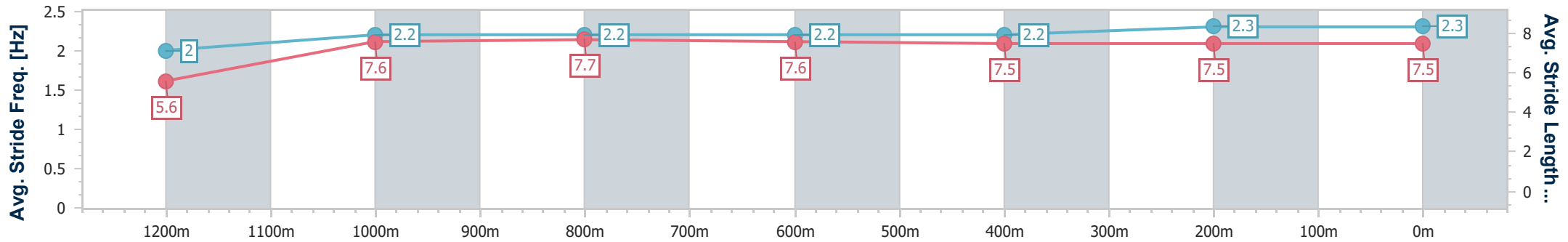
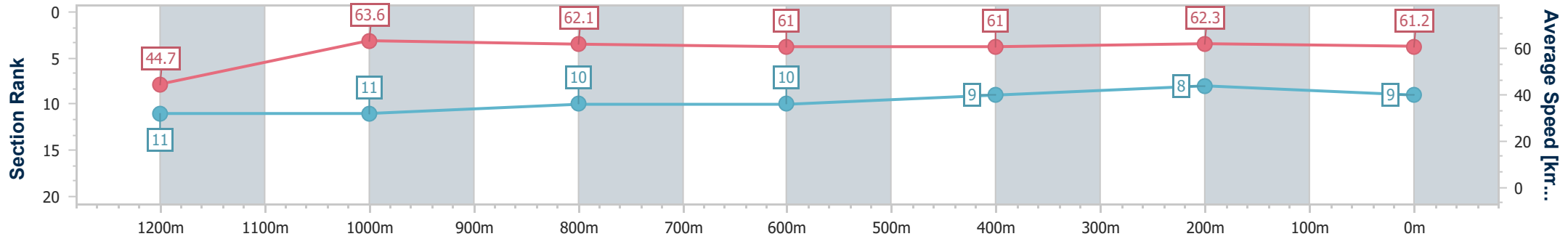


Ipswich QLD Professional
 Race 8: KINGSLEY LAWSON LAWYERS BENCHMARK 60
 Handicap - 1350m
 11 August 2023 - 17:25



Track Rating: Good 3, Weather: Fine, Rail Position: +8.0m Entire

Section	Overall	1200m	1000m	800m	600m	400m	200m
Section Times	1:22.31 [9] (0:12.09)	1:10.22 [11] (0:11.36)	0:58.86 [11] (0:11.63)	0:47.23 [10] (0:11.84)	0:35.39 [10] (0:11.92)	0:23.47 [9] (0:11.71)	0:11.76 [8] (0:11.76)
Average Speed [km/h]	44.7	63.6	62.1	61.0	61.0	62.3	61.2
Top Speed [km/h]	61.9	65.3	63.9	62.5	63.4	63.6	62.8
Avg. Dist. to Rail [m]	6.6	1.2	1.4	1.0	2.4	4.8	7.8
Avg. Stride Freq. [Hz]	2.0	2.2	2.2	2.2	2.2	2.3	2.3
Avg. Stride Length [m]	5.6	7.6	7.7	7.6	7.5	7.5	7.5



- [] Ranking at each section and finish
- .-.- No data available at this section
- NA No data available



Horse/Jockey Name	Gem of the Lochs
Final Rank	10
Fastest Section Time (Section)	0:11.31 (1200m)
Top Speed [km/h] (Section)	64.6 (1200m)
Race State	Finished



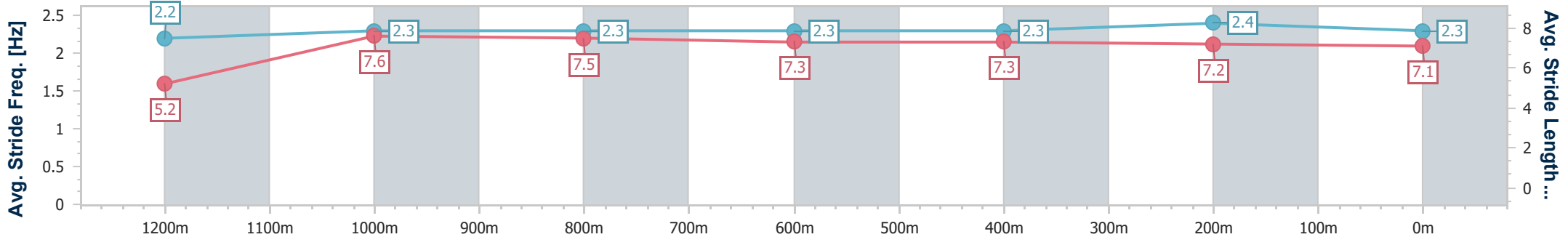
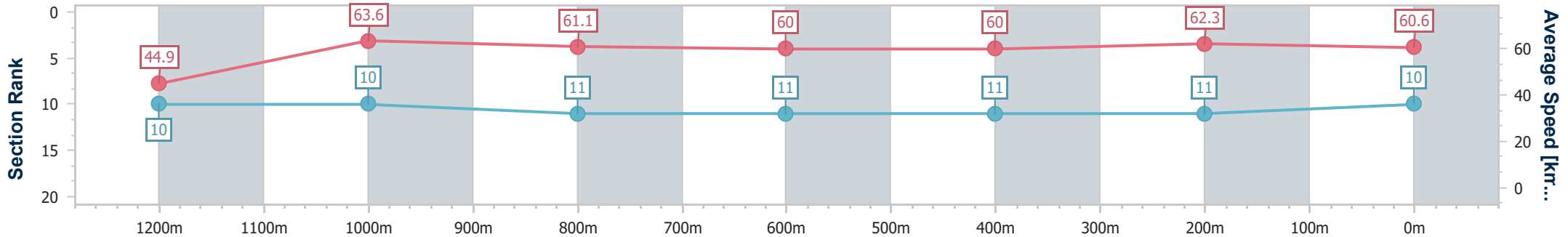
Ipswich QLD Professional
 Race 8: KINGSLEY LAWSON LAWYERS BENCHMARK 60
 Handicap - 1350m



11 August 2023 - 17:25

Track Rating: Good 3, Weather: Fine, Rail Position: +8.0m Entire

Section	Overall	1200m	1000m	800m	600m	400m	200m
Section Times	1:22.73 [10] (0:12.08)	1:10.65 [10] (0:11.31)	0:59.34 [10] (0:11.75)	0:47.59 [11] (0:11.92)	0:35.67 [11] (0:12.10)	0:23.57 [11] (0:11.70)	0:11.87 [11] (0:11.87)
Average Speed [km/h]	44.9	63.6	61.1	60.0	60.0	62.3	60.6
Top Speed [km/h]	63.0	64.6	62.4	61.5	62.3	63.4	63.4
Avg. Dist. to Rail [m]	8.4	0.8	0.5	1.4	1.4	5.0	7.9
Avg. Stride Freq. [Hz]	2.2	2.3	2.3	2.3	2.3	2.4	2.3
Avg. Stride Length [m]	5.2	7.6	7.5	7.3	7.3	7.2	7.1



- [] Ranking at each section and finish
- .-.- No data available at this section
- NA No data available



Horse/Jockey Name	Devil Enuff
Final Rank	11
Fastest Section Time (Section)	0:11.04 (1200m)
Top Speed [km/h] (Section)	66.2 (1200m)
Race State	Finished

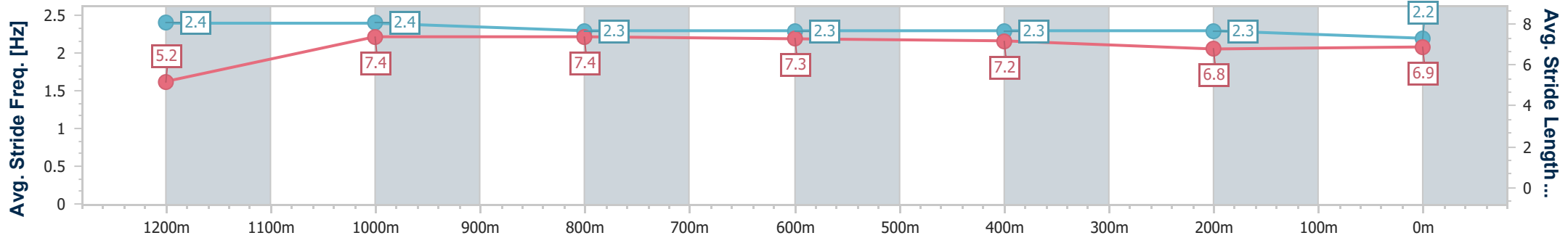
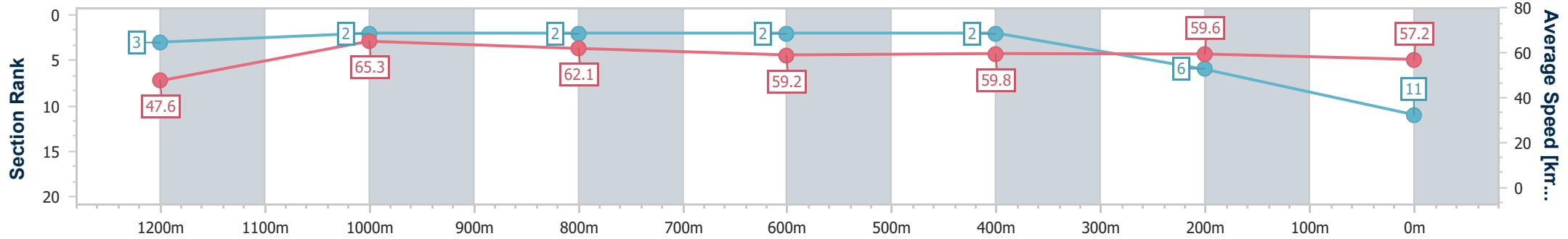


Ipswich QLD Professional
 Race 8: KINGSLEY LAWSON LAWYERS BENCHMARK 60
 Handicap - 1350m
 11 August 2023 - 17:25



Track Rating: Good 3, Weather: Fine, Rail Position: +8.0m Entire

Section	Overall	1200m	1000m	800m	600m	400m	200m
Section Times	1:22.83 [11] (0:11.35)	1:11.48 [3] (0:11.04)	1:00.44 [2] (0:11.61)	0:48.83 [2] (0:12.12)	0:36.71 [2] (0:12.05)	0:24.66 [2] (0:12.07)	0:12.59 [6] (0:12.59)
Average Speed [km/h]	47.6	65.3	62.1	59.2	59.8	59.6	57.2
Top Speed [km/h]	64.9	66.2	63.9	60.3	60.8	60.4	59.2
Avg. Dist. to Rail [m]	1.0	1.0	0.3	0.3	0.3	0.9	2.6
Avg. Stride Freq. [Hz]	2.4	2.4	2.3	2.3	2.3	2.3	2.2
Avg. Stride Length [m]	5.2	7.4	7.4	7.3	7.2	6.8	6.9



- [] Ranking at each section and finish
- .-.- No data available at this section
- NA No data available



Horse/Jockey Name	Abracadazzle
Final Rank	12
Fastest Section Time (Section)	0:11.60 (1200m)
Top Speed [km/h] (Section)	63.5 (1000m)
Race State	Finished

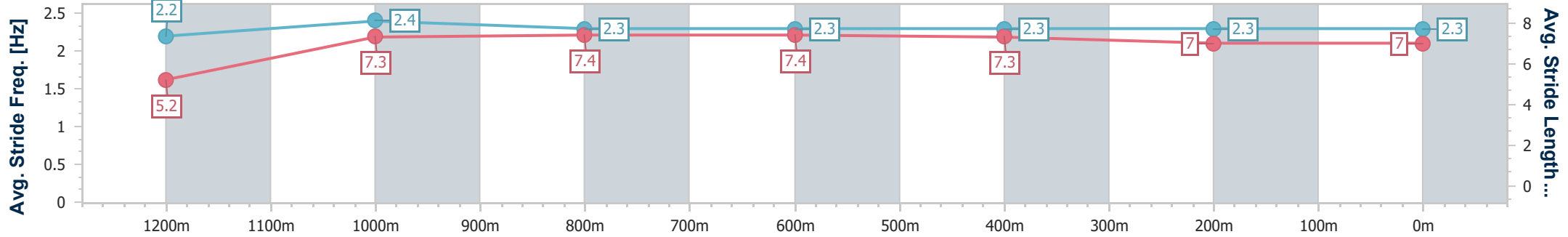
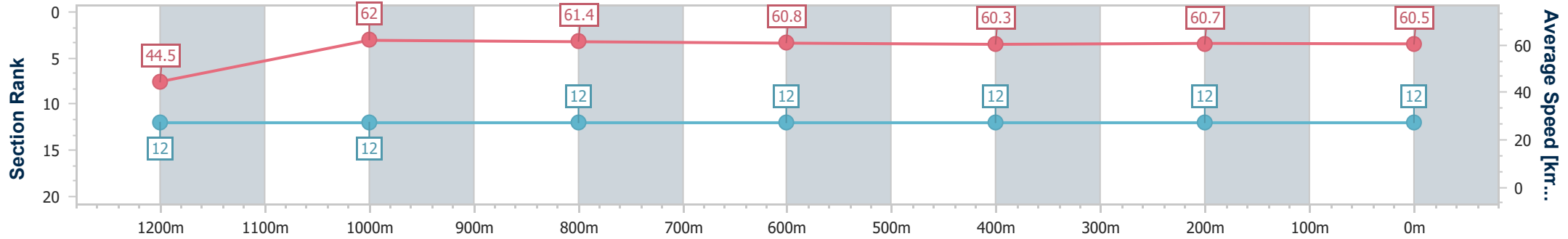


Ipswich QLD Professional
 Race 8: KINGSLEY LAWSON LAWYERS BENCHMARK 60
 Handicap - 1350m
 11 August 2023 - 17:25



Track Rating: Good 3, Weather: Fine, Rail Position: +8.0m Entire

Section	Overall	1200m	1000m	800m	600m	400m	200m
Section Times	1:22.85 [12] (0:12.16)	1:10.69 [12] (0:11.60)	0:59.09 [12] (0:11.70)	0:47.39 [12] (0:11.80)	0:35.59 [12] (0:11.91)	0:23.68 [12] (0:11.78)	0:11.90 [12] (0:11.90)
Average Speed [km/h]	44.5	62.0	61.4	60.8	60.3	60.7	60.5
Top Speed [km/h]	61.1	63.2	63.5	62.1	60.9	61.9	61.9
Avg. Dist. to Rail [m]	3.5	0.6	0.7	1.1	1.1	0.8	0.2
Avg. Stride Freq. [Hz]	2.2	2.4	2.3	2.3	2.3	2.3	2.3
Avg. Stride Length [m]	5.2	7.3	7.4	7.4	7.3	7.0	7.0



- [] Ranking at each section and finish
- .-.- No data available at this section
- NA No data available