

Toowoomba QLD Professional

Race 2: TOOWOOMBA PLASTICS BENCHMARK 70 Handicap - 1300m

12 August 2023 - 17:52



Track Rating: Good 4, Weather: Fine, Rail Position: +5m Entire

Section		Overall	1200m	1000m	800m	600m	400m	Last 600m					
Field Times		1:19.07 (0:08.06)	1:11.01 (0:10.66)	1:00.35 (0:11.18)	0:49.17 (0:11.81)	0:37.36 (0:12.35)	0:25.01 (0:12.36)	0:37.36					
Rank	TAB	Horse/Jockey	Barrier	Top Speed [km/h]	Fastest Section							Distance Travelled [m]	
1	7	FLYING JOY Nathan Evans	4	66.0 1200m	0:08.31 Overall	1:19.07 [1] (0:08.31)	1:10.76 [4] (0:11.11)	0:59.65 [5] (0:11.55)	0:48.10 [4] (0:11.62)	0:36.48 [3] (0:11.83)	0:24.65 [3] (0:12.12)	0:36.48	
2	5	BRAVE WARRIOR Danny Peisley	2	67.0 1200m	0:08.22 Overall	1:19.12 [2] (0:08.22)	1:10.90 [2] (0:11.02)	0:59.88 [3] (0:11.52)	0:48.36 [2] (0:11.65)	0:36.71 [2] (0:11.92)	0:24.79 [2] (0:12.09)	0:36.71	-1
3	9	SEMAPHORE GIRL Nozi Tomizawa	1	66.4 1200m	0:08.77 Overall	1:19.61 [3] (0:08.77)	1:10.84 [8] (0:11.13)	0:59.71 [8] (0:11.54)	0:48.17 [8] (0:11.74)	0:36.43 [8] (0:11.91)	0:24.52 [7] (0:12.01)	0:36.43	-1
4	3	JAKAMA Nathan Fazackerley	9	66.4 1200m	0:08.53 Overall	1:19.67 [4] (0:08.53)	1:11.14 [7] (0:11.14)	1:00.00 [7] (0:11.68)	0:48.32 [7] (0:11.65)	0:36.67 [7] (0:11.75)	0:24.92 [5] (0:12.24)	0:36.67	+3
5	1	MILL ROSSA Liv O'Donnell	10	67.5 1200m	0:08.24 Overall	1:20.22 [5] (0:08.24)	1:11.98 [3] (0:10.99)	1:00.99 [2] (0:11.68)	0:49.31 [3] (0:11.69)	0:37.62 [4] (0:11.92)	0:25.70 [4] (0:12.48)	0:37.62	+2
6	2	REALITY Casey Waddell	6	67.4 1000m	0:09.35 Overall	1:20.30 [6] (0:09.35)	1:10.95 [9] (0:11.08)	0:59.87 [9] (0:11.31)	0:48.56 [9] (0:11.61)	0:36.95 [9] (0:11.97)	0:24.98 [9] (0:12.15)	0:36.95	+3
7	8	FOREVER VOLO Kenji Yoshida	7	66.5 1200m	0:08.35 Overall	1:20.35 [7] (0:08.35)	1:12.00 [6] (0:11.08)	1:00.92 [6] (0:11.79)	0:49.13 [6] (0:11.73)	0:37.40 [6] (0:12.14)	0:25.26 [8] (0:12.35)	0:37.40	+7
8	10	SENSATIONAL REWARD Alisha Donald	12	69.1 1200m	0:08.06 Overall	1:21.32 [8] (0:08.06)	1:13.26 [1] (0:10.66)	1:02.60 [1] (0:11.18)	0:51.42 [1] (0:11.81)	0:39.61 [1] (0:12.35)	0:27.26 [1] (0:12.95)	0:39.61	-1
9	4	LEGEND OF ZORRO Gary Geran	5	66.4 1200m	0:08.32 Overall	1:21.61 [9] (0:08.32)	1:13.29 [5] (0:11.06)	1:02.23 [4] (0:11.78)	0:50.45 [5] (0:11.72)	0:38.73 [5] (0:12.10)	0:26.63 [6] (0:12.90)	0:38.73	+4

Scratched: Dark Horse (#6), Atlantic Way (#11), Drop The Pilot (#12)

Toowoomba QLD Professional

Race 2: TOOWOOMBA PLASTICS BENCHMARK 70 Handicap - 1300m

12 August 2023 - 17:52



Track Rating: Good 4, Weather: Fine, Rail Position: +5m Entire

Section				200m				Last 600m	
Field Times				0:12.65 (0:12.65)				0:37.36	
Rank	TAB	Horse/Jockey	Barrier	Top Speed [km/h]	Fastest Section	Margin			Distance Travelled [m]
1	7	FLYING JOY Nathan Evans	4	66.0 1200m	0:08.31 Overall	0:12.53 [2] (0:12.53)	1:19.07		0:36.48
2	5	BRAVE WARRIOR Danny Peisley	2	67.0 1200m	0:08.22 Overall	0:12.70 [1] (0:12.70)	0.2L		0:36.71 -1
3	9	SEMAPHORE GIRL Nozi Tomizawa	1	66.4 1200m	0:08.77 Overall	0:12.51 [6] (0:12.51)	3L		0:36.43 -1
4	3	JAKAMA Nathan Fazackerley	9	66.4 1200m	0:08.53 Overall	0:12.68 [3] (0:12.68)	3.2L		0:36.67 +3
5	1	MILL ROSSA Liv O'Donnell	10	67.5 1200m	0:08.24 Overall	0:13.22 [4] (0:13.22)	6.2L		0:37.62 +2
6	2	REALITY Casey Waddell	6	67.4 1000m	0:09.35 Overall	0:12.83 [8] (0:12.83)	6.6L		0:36.95 +3
7	8	FOREVER VOLO Kenji Yoshida	7	66.5 1200m	0:08.35 Overall	0:12.91 [7] (0:12.91)	6.8L		0:37.40 +7
8	10	SENSATIONAL REWARD Alisha Donald	12	69.1 1200m	0:08.06 Overall	0:14.31 [5] (0:14.31)	12.3L		0:39.61 -1
9	4	LEGEND OF ZORRO Gary Geran	5	66.4 1200m	0:08.32 Overall	0:13.73 [9] (0:13.73)	13.8L		0:38.73 +4

Scratched: Dark Horse (#6), Atlantic Way (#11), Drop The Pilot (#12)



Horse/Jockey Name	Flying Joy
Final Rank	1
Fastest Section Time (Section)	0:08.31 (Overall)
Top Speed [km/h] (Section)	66.0 (1200m)
Race State	Finished

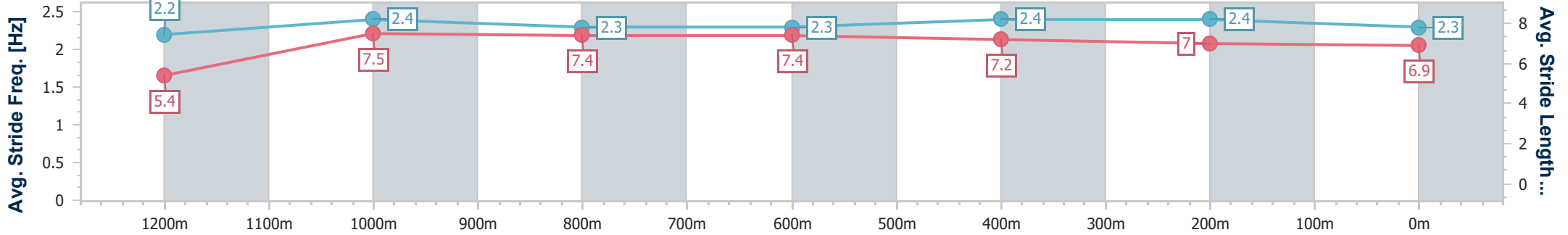
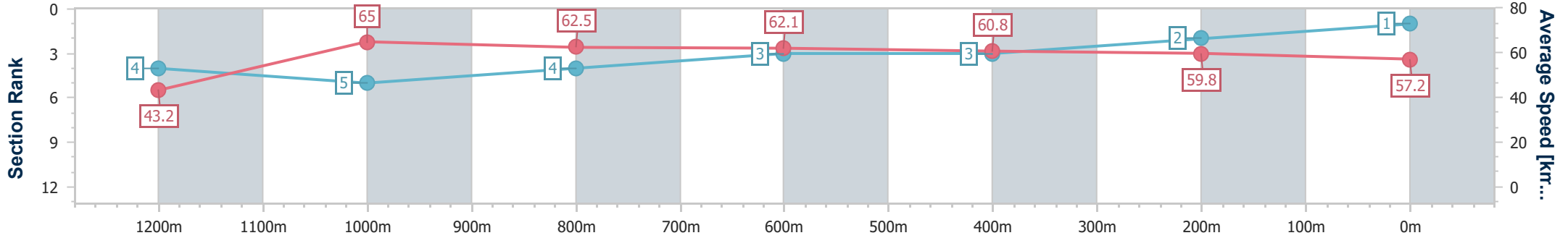
Toowoomba QLD Professional
 Race 2: TOOWOOMBA PLASTICS BENCHMARK 70 Handicap - 1300m



12 August 2023 - 17:52

Track Rating: Good 4, Weather: Fine, Rail Position: +5m Entire

Section	Overall	1200m	1000m	800m	600m	400m	200m
Section Times	1:19.07 [1] (0:08.31)	1:10.76 [4] (0:11.11)	0:59.65 [5] (0:11.55)	0:48.10 [4] (0:11.62)	0:36.48 [3] (0:11.83)	0:24.65 [3] (0:12.12)	0:12.53 [2] (0:12.53)
Average Speed [km/h]	43.2	65.0	62.5	62.1	60.8	59.8	57.2
Top Speed [km/h]	62.7	66.0	64.5	63.5	62.4	60.7	59.3
Avg. Dist. to Rail [m]	5.4	1.8	1.0	1.0	0.4	1.6	1.6
Avg. Stride Freq. [Hz]	2.2	2.4	2.3	2.3	2.4	2.4	2.3
Avg. Stride Length [m]	5.4	7.5	7.4	7.4	7.2	7.0	6.9



- [] Ranking at each section and finish
- .-.- No data available at this section
- NA No data available



Horse/Jockey Name	Brave Warrior
Final Rank	2
Fastest Section Time (Section)	0:08.22 (Overall)
Top Speed [km/h] (Section)	67.0 (1200m)
Race State	Finished

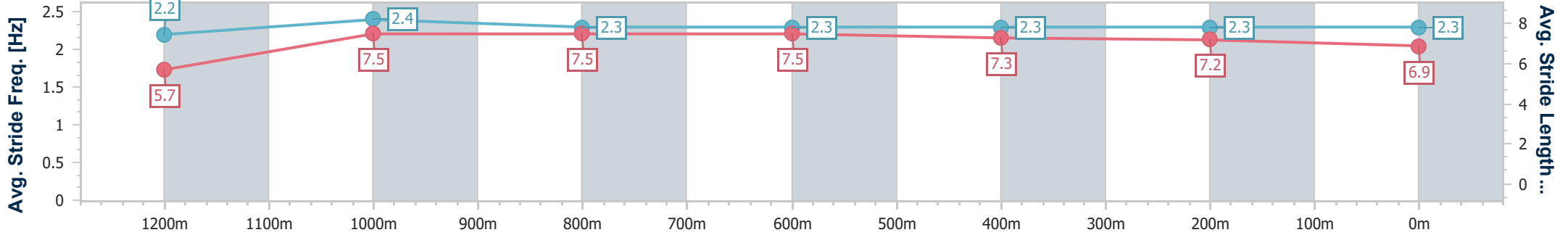
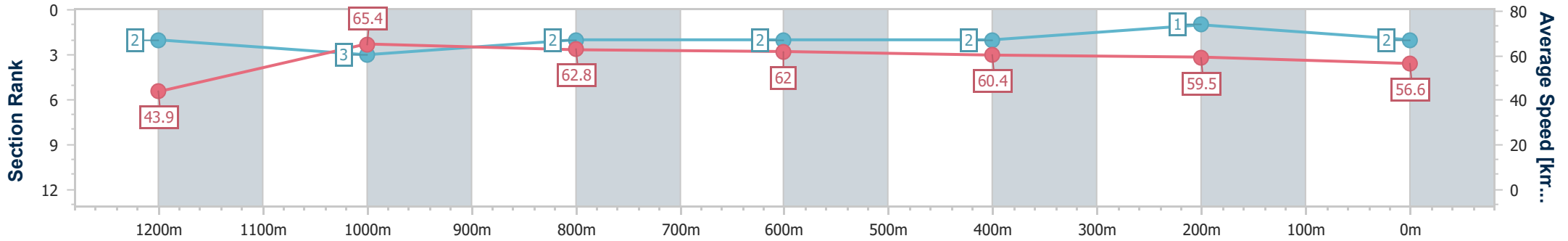
Toowoomba QLD Professional
 Race 2: TOOWOOMBA PLASTICS BENCHMARK 70 Handicap - 1300m



12 August 2023 - 17:52

Track Rating: Good 4, Weather: Fine, Rail Position: +5m Entire

Section	Overall	1200m	1000m	800m	600m	400m	200m
Section Times	1:19.12 [2] (0:08.22)	1:10.90 [2] (0:11.02)	0:59.88 [3] (0:11.52)	0:48.36 [2] (0:11.65)	0:36.71 [2] (0:11.92)	0:24.79 [2] (0:12.09)	0:12.70 [1] (0:12.70)
Average Speed [km/h]	43.9	65.4	62.8	62.0	60.4	59.5	56.6
Top Speed [km/h]	64.4	67.0	63.8	63.1	62.4	60.1	58.1
Avg. Dist. to Rail [m]	4.2	1.8	1.3	1.1	0.5	0.5	1.9
Avg. Stride Freq. [Hz]	2.2	2.4	2.3	2.3	2.3	2.3	2.3
Avg. Stride Length [m]	5.7	7.5	7.5	7.5	7.3	7.2	6.9



- [] Ranking at each section and finish
- .-.- No data available at this section
- NA No data available



Horse/Jockey Name	Semaphore Girl
Final Rank	3
Fastest Section Time (Section)	0:08.77 (Overall)
Top Speed [km/h] (Section)	66.4 (1200m)
Race State	Finished

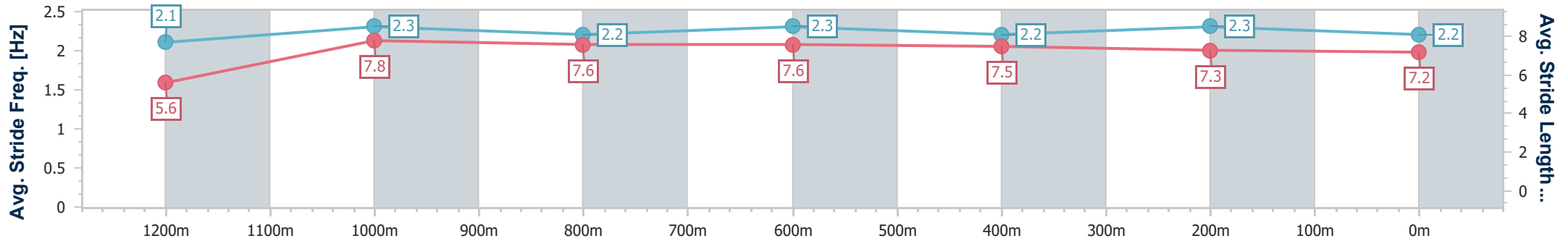
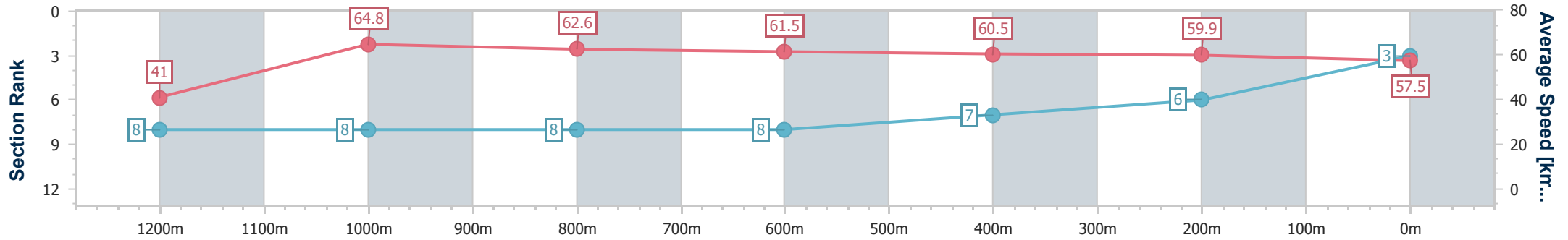
Toowoomba QLD Professional
 Race 2: TOOWOOMBA PLASTICS BENCHMARK 70 Handicap - 1300m



12 August 2023 - 17:52

Track Rating: Good 4, Weather: Fine, Rail Position: +5m Entire

Section	Overall	1200m	1000m	800m	600m	400m	200m
Section Times	1:19.61 [3] (0:08.77)	1:10.84 [8] (0:11.13)	0:59.71 [8] (0:11.54)	0:48.17 [8] (0:11.74)	0:36.43 [8] (0:11.91)	0:24.52 [7] (0:12.01)	0:12.51 [6] (0:12.51)
Average Speed [km/h]	41.0	64.8	62.6	61.5	60.5	59.9	57.5
Top Speed [km/h]	62.0	66.4	65.9	62.7	61.5	60.6	58.9
Avg. Dist. to Rail [m]	3.6	2.1	1.1	0.9	0.3	0.3	0.6
Avg. Stride Freq. [Hz]	2.1	2.3	2.2	2.3	2.2	2.3	2.2
Avg. Stride Length [m]	5.6	7.8	7.6	7.6	7.5	7.3	7.2



- [] Ranking at each section and finish
- .-.- No data available at this section
- NA No data available



Horse/Jockey Name	Jakama
Final Rank	4
Fastest Section Time (Section)	0:08.53 (Overall)
Top Speed [km/h] (Section)	66.4 (1200m)
Race State	Finished

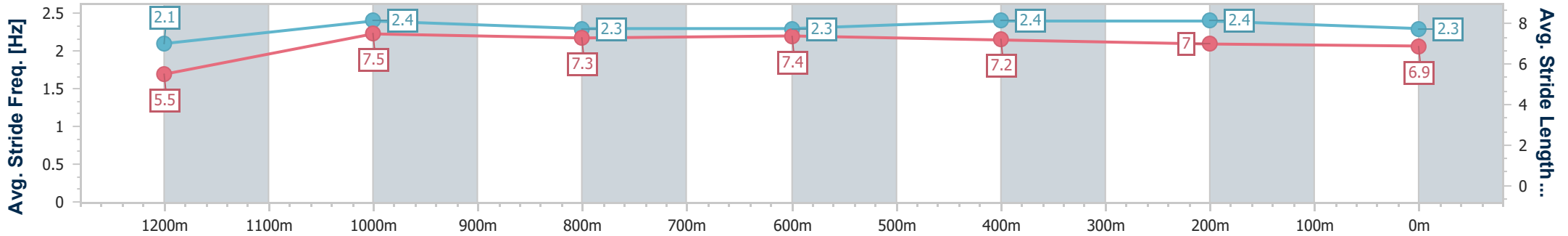
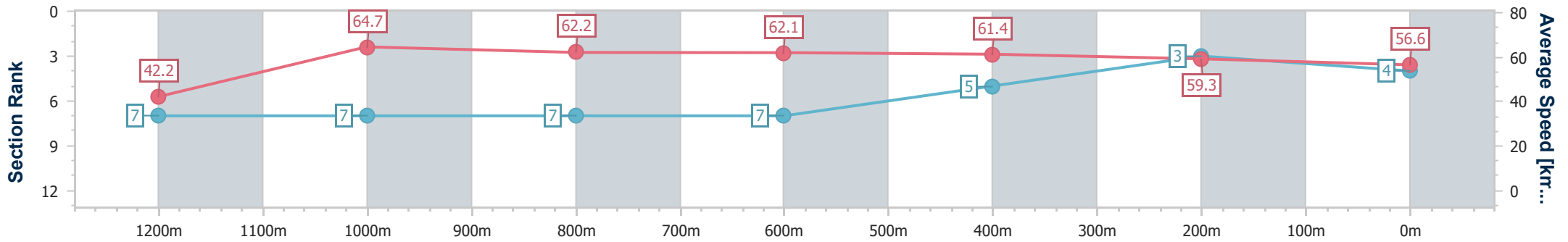
Toowoomba QLD Professional
 Race 2: TOOWOOMBA PLASTICS BENCHMARK 70 Handicap -
 1300m



12 August 2023 - 17:52

Track Rating: Good 4, Weather: Fine, Rail Position: +5m Entire

Section	Overall	1200m	1000m	800m	600m	400m	200m
Section Times	1:19.67 [4] (0:08.53)	1:11.14 [7] (0:11.14)	1:00.00 [7] (0:11.68)	0:48.32 [7] (0:11.65)	0:36.67 [7] (0:11.75)	0:24.92 [5] (0:12.24)	0:12.68 [3] (0:12.68)
Average Speed [km/h]	42.2	64.7	62.2	62.1	61.4	59.3	56.6
Top Speed [km/h]	60.3	66.4	64.2	63.0	62.4	60.3	58.5
Avg. Dist. to Rail [m]	8.7	3.3	2.4	1.5	0.6	2.4	3.4
Avg. Stride Freq. [Hz]	2.1	2.4	2.3	2.3	2.4	2.4	2.3
Avg. Stride Length [m]	5.5	7.5	7.3	7.4	7.2	7.0	6.9



- [] Ranking at each section and finish
- .-.- No data available at this section
- NA No data available



Horse/Jockey Name	Mill Rossa
Final Rank	5
Fastest Section Time (Section)	0:08.24 (Overall)
Top Speed [km/h] (Section)	67.5 (1200m)
Race State	Finished

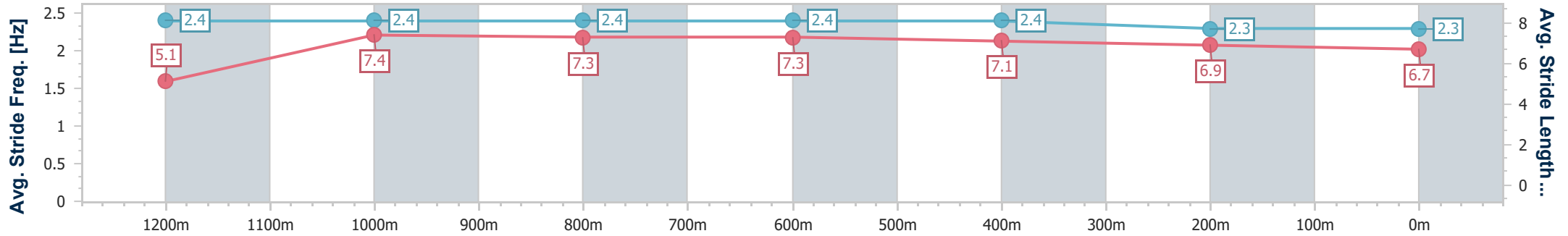
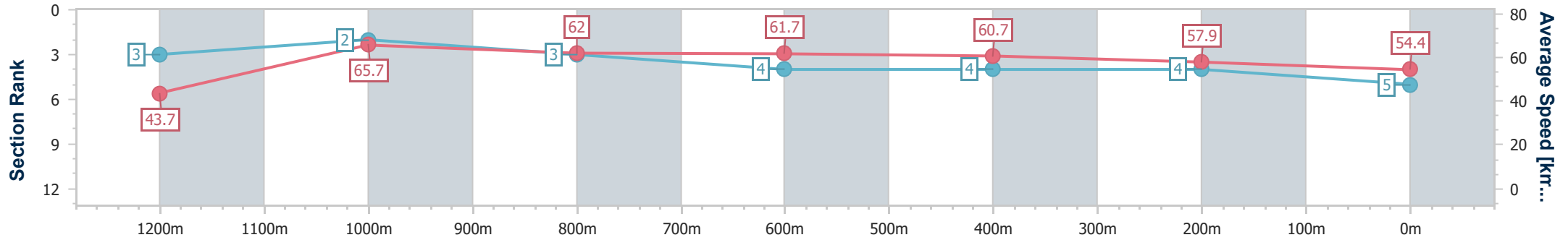
Toowoomba QLD Professional
Race 2: TOOWOOMBA PLASTICS BENCHMARK 70 Handicap - 1300m



12 August 2023 - 17:52

Track Rating: Good 4, Weather: Fine, Rail Position: +5m Entire

Section	Overall	1200m	1000m	800m	600m	400m	200m
Section Times	1:20.22 [5] (0:08.24)	1:11.98 [3] (0:10.99)	1:00.99 [2] (0:11.68)	0:49.31 [3] (0:11.69)	0:37.62 [4] (0:11.92)	0:25.70 [4] (0:12.48)	0:13.22 [4] (0:13.22)
Average Speed [km/h]	43.7	65.7	62.0	61.7	60.7	57.9	54.4
Top Speed [km/h]	65.0	67.5	63.7	63.3	62.2	59.1	56.4
Avg. Dist. to Rail [m]	10.2	4.7	2.2	0.8	1.0	1.7	2.6
Avg. Stride Freq. [Hz]	2.4	2.4	2.4	2.4	2.4	2.3	2.3
Avg. Stride Length [m]	5.1	7.4	7.3	7.3	7.1	6.9	6.7



- [] Ranking at each section and finish
- .-.- No data available at this section
- NA No data available



Horse/Jockey Name	Reality
Final Rank	6
Fastest Section Time (Section)	0:09.35 (Overall)
Top Speed [km/h] (Section)	67.4 (1000m)
Race State	Finished

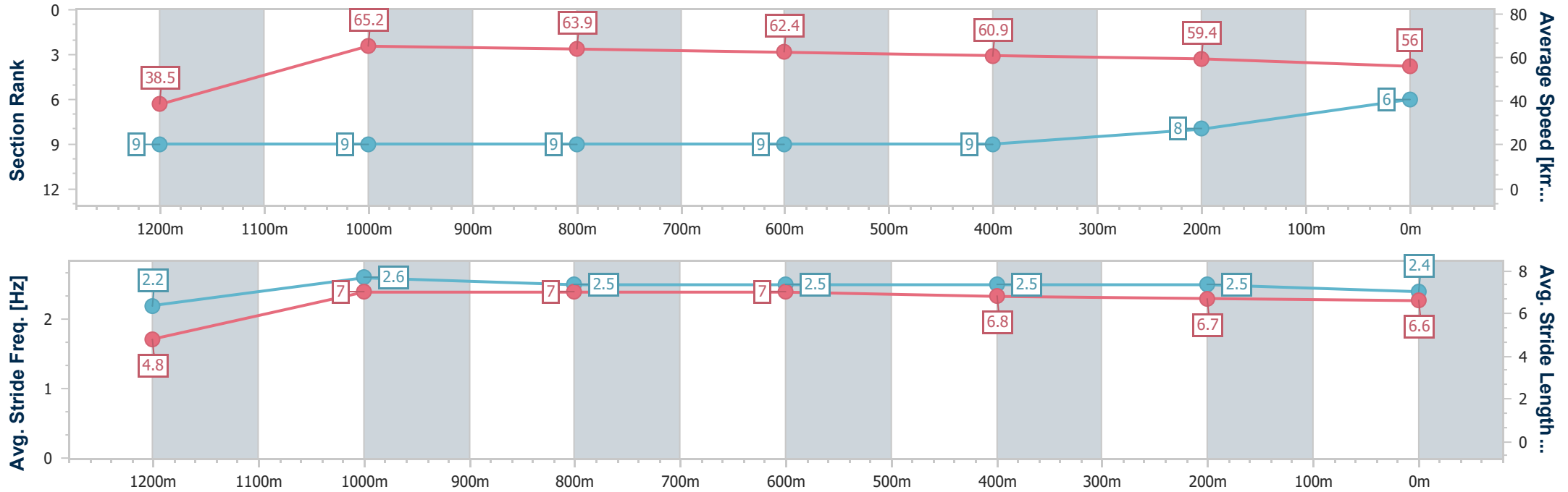
Toowoomba QLD Professional
 Race 2: TOOWOOMBA PLASTICS BENCHMARK 70 Handicap - 1300m



12 August 2023 - 17:52

Track Rating: Good 4, Weather: Fine, Rail Position: +5m Entire

Section	Overall	1200m	1000m	800m	600m	400m	200m
Section Times	1:20.30 [6] (0:09.35)	1:10.95 [9] (0:11.08)	0:59.87 [9] (0:11.31)	0:48.56 [9] (0:11.61)	0:36.95 [9] (0:11.97)	0:24.98 [9] (0:12.15)	0:12.83 [8] (0:12.83)
Average Speed [km/h]	38.5	65.2	63.9	62.4	60.9	59.4	56.0
Top Speed [km/h]	61.4	67.4	67.4	63.3	62.2	59.7	57.9
Avg. Dist. to Rail [m]	6.2	1.7	1.4	2.1	2.2	0.7	1.3
Avg. Stride Freq. [Hz]	2.2	2.6	2.5	2.5	2.5	2.5	2.4
Avg. Stride Length [m]	4.8	7.0	7.0	7.0	6.8	6.7	6.6



- [] Ranking at each section and finish
- .-.- No data available at this section
- NA No data available



Horse/Jockey Name	Forever Volo
Final Rank	7
Fastest Section Time (Section)	0:08.35 (Overall)
Top Speed [km/h] (Section)	66.5 (1200m)
Race State	Finished

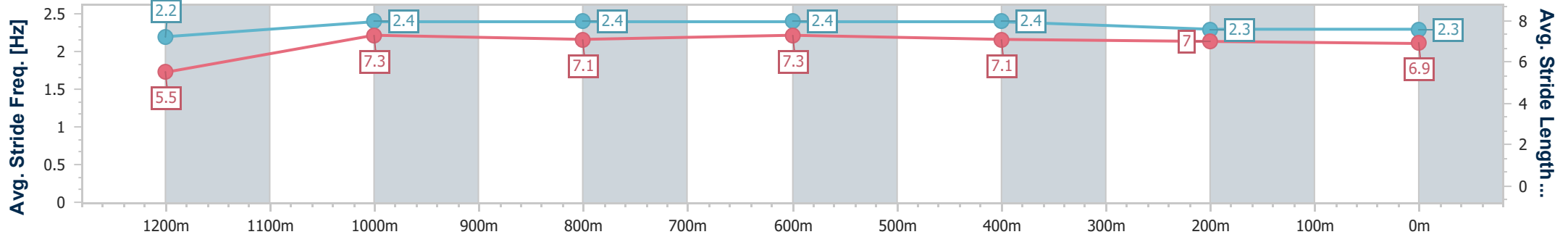
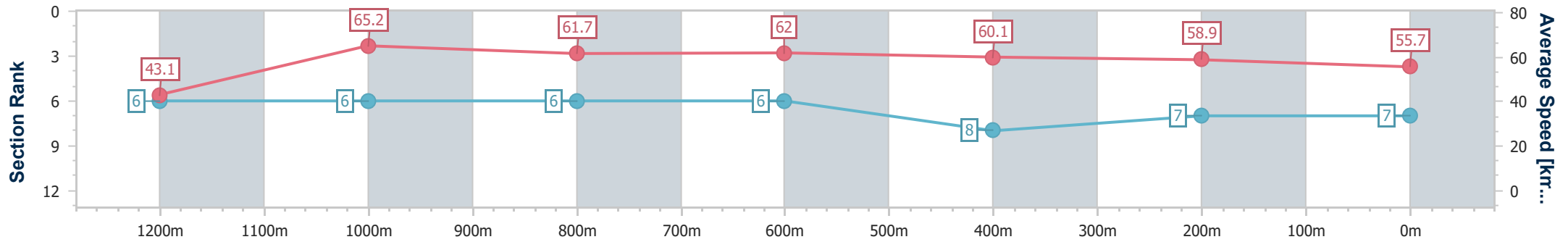
Toowoomba QLD Professional
 Race 2: TOOWOOMBA PLASTICS BENCHMARK 70 Handicap - 1300m



12 August 2023 - 17:52

Track Rating: Good 4, Weather: Fine, Rail Position: +5m Entire

Section	Overall	1200m	1000m	800m	600m	400m	200m
Section Times	1:20.35 [7] (0:08.35)	1:12.00 [6] (0:11.08)	1:00.92 [6] (0:11.79)	0:49.13 [6] (0:11.73)	0:37.40 [6] (0:12.14)	0:25.26 [8] (0:12.35)	0:12.91 [7] (0:12.91)
Average Speed [km/h]	43.1	65.2	61.7	62.0	60.1	58.9	55.7
Top Speed [km/h]	62.4	66.5	63.9	63.4	62.0	59.8	59.2
Avg. Dist. to Rail [m]	7.8	3.7	3.0	2.9	2.5	2.9	3.5
Avg. Stride Freq. [Hz]	2.2	2.4	2.4	2.4	2.4	2.3	2.3
Avg. Stride Length [m]	5.5	7.3	7.1	7.3	7.1	7.0	6.9



- [] Ranking at each section and finish
- .-.- No data available at this section
- NA No data available



Horse/Jockey Name	Sensational Reward
Final Rank	8
Fastest Section Time (Section)	0:08.06 (Overall)
Top Speed [km/h] (Section)	69.1 (1200m)
Race State	Finished

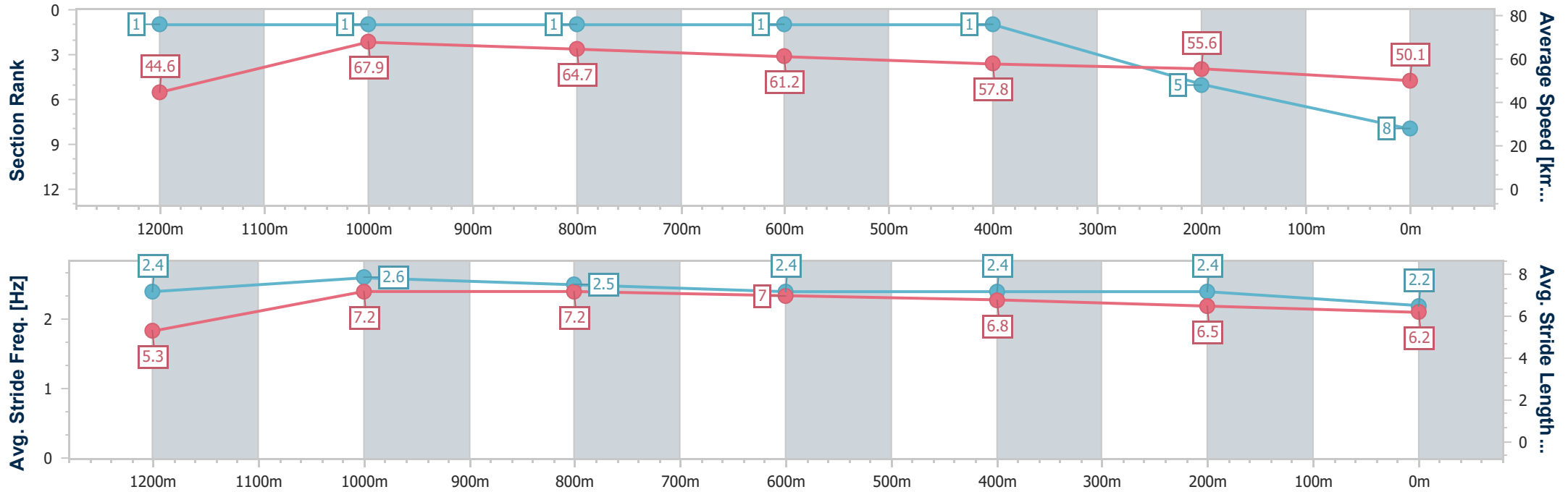
Toowoomba QLD Professional
 Race 2: TOOWOOMBA PLASTICS BENCHMARK 70 Handicap - 1300m



12 August 2023 - 17:52

Track Rating: Good 4, Weather: Fine, Rail Position: +5m Entire

Section	Overall	1200m	1000m	800m	600m	400m	200m
Section Times	1:21.32 [8] (0:08.06)	1:13.26 [1] (0:10.66)	1:02.60 [1] (0:11.18)	0:51.42 [1] (0:11.81)	0:39.61 [1] (0:12.35)	0:27.26 [1] (0:12.95)	0:14.31 [5] (0:14.31)
Average Speed [km/h]	44.6	67.9	64.7	61.2	57.8	55.6	50.1
Top Speed [km/h]	67.3	69.1	66.7	63.3	60.0	57.5	52.9
Avg. Dist. to Rail [m]	11.4	3.9	1.0	1.2	1.2	0.6	1.1
Avg. Stride Freq. [Hz]	2.4	2.6	2.5	2.4	2.4	2.4	2.2
Avg. Stride Length [m]	5.3	7.2	7.2	7.0	6.8	6.5	6.2



- [] Ranking at each section and finish
- .-.- No data available at this section
- NA No data available



Horse/Jockey Name	Legend Of Zorro
Final Rank	9
Fastest Section Time (Section)	0:08.32 (Overall)
Top Speed [km/h] (Section)	66.4 (1200m)
Race State	Finished

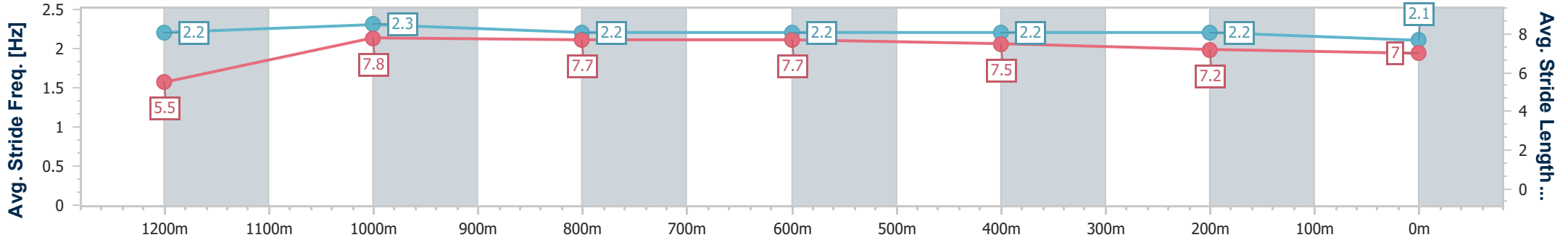
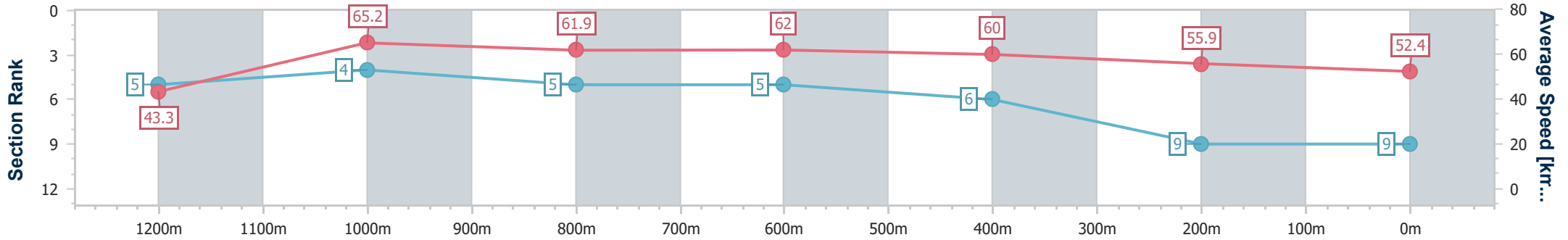
Toowoomba QLD Professional
 Race 2: TOOWOOMBA PLASTICS BENCHMARK 70 Handicap -
 1300m



12 August 2023 - 17:52

Track Rating: Good 4, Weather: Fine, Rail Position: +5m Entire

Section	Overall	1200m	1000m	800m	600m	400m	200m
Section Times	1:21.61 [9] (0:08.32)	1:13.29 [5] (0:11.06)	1:02.23 [4] (0:11.78)	0:50.45 [5] (0:11.72)	0:38.73 [5] (0:12.10)	0:26.63 [6] (0:12.90)	0:13.73 [9] (0:13.73)
Average Speed [km/h]	43.3	65.2	61.9	62.0	60.0	55.9	52.4
Top Speed [km/h]	64.1	66.4	63.9	62.8	61.6	56.9	53.8
Avg. Dist. to Rail [m]	6.2	3.0	3.4	2.6	1.5	0.7	1.8
Avg. Stride Freq. [Hz]	2.2	2.3	2.2	2.2	2.2	2.2	2.1
Avg. Stride Length [m]	5.5	7.8	7.7	7.7	7.5	7.2	7.0



- [] Ranking at each section and finish
- .-.- No data available at this section
- NA No data available