



Eagle Farm QLD Professional

Race 2: EVA AIR Class 3 Handicap - 1600m

16 August 2023 - 13:08



BRISBANE
RACING CLUB

Track Rating: Good 4, Weather: Fine, Rail Position: +9m Entire Course

Section		Overall	1400m	1200m	1000m	800m	600m	400m	Last 600m				
Field Times		1:37.73 (0:14.39)	1:23.34 (0:11.95)	1:11.39 (0:12.38)	0:59.01 (0:12.58)	0:46.43 (0:12.16)	0:34.27 (0:11.51)	0:22.76 (0:11.08)	0:34.27				
Rank	TAB Horse/Jockey	Barrier	Top Speed [km/h]	Fastest Section									Distance Travelled [m]
1	1 RED TOP Andrew Mallyon	1	66.7 400m	0:10.98 400m	1:37.73 [1] (0:14.59)	1:23.14 [3] (0:12.10)	1:11.04 [4] (0:12.09)	0:58.95 [2] (0:12.64)	0:46.31 [4] (0:12.20)	0:34.11 [2] (0:11.45)	0:22.66 [3] (0:10.98)	0:34.11	
2	6 OCEAN ZAR Ben Thompson	6	67.7 400m	0:10.85 400m	1:37.83 [2] (0:14.97)	1:22.86 [6] (0:12.18)	1:10.68 [6] (0:12.16)	0:58.52 [6] (0:12.56)	0:45.96 [6] (0:12.17)	0:33.79 [6] (0:11.23)	0:22.56 [5] (0:10.85)	0:33.79	+0
3	2 WHODAT Damien Thornton	2	66.2 200m	0:11.01 400m	1:37.83 [3] (0:14.90)	1:22.93 [5] (0:12.12)	1:10.81 [5] (0:12.09)	0:58.72 [5] (0:12.62)	0:46.10 [5] (0:12.26)	0:33.84 [5] (0:11.38)	0:22.46 [7] (0:11.01)	0:33.84	-3
4	3 YANGARI Boris Thornton	5	65.6 400m	0:11.11 400m	1:37.96 [4] (0:14.58)	1:23.38 [2] (0:11.98)	1:11.40 [3] (0:12.22)	0:59.18 [3] (0:12.64)	0:46.54 [3] (0:12.25)	0:34.29 [4] (0:11.38)	0:22.91 [2] (0:11.11)	0:34.29	-3
5	7 BALTRAY Melea Castle	7	66.9 400m	0:10.92 400m	1:37.98 [5] (0:15.17)	1:22.81 [7] (0:12.24)	1:10.57 [7] (0:12.03)	0:58.54 [7] (0:12.55)	0:45.99 [7] (0:12.21)	0:33.78 [7] (0:11.14)	0:22.64 [6] (0:10.92)	0:33.78	-5
6	5 MIGHTY WILLIE Mark Du Plessis	4	65.4 400m	0:11.16 400m	1:37.99 [6] (0:14.39)	1:23.60 [1] (0:12.17)	1:11.43 [2] (0:12.29)	0:59.14 [4] (0:12.56)	0:46.58 [2] (0:12.22)	0:34.36 [3] (0:11.50)	0:22.86 [4] (0:11.16)	0:34.36	-5
7	4 KENNSYING Bailey Wheeler	3	65.7 400m	0:11.17 400m	1:38.33 [7] (0:14.72)	1:23.61 [4] (0:11.62)	1:11.99 [1] (0:12.38)	0:59.61 [1] (0:12.58)	0:47.03 [1] (0:12.16)	0:34.87 [1] (0:11.51)	0:23.36 [1] (0:11.17)	0:34.87	-5



Eagle Farm QLD Professional
Race 2: EVA AIR Class 3 Handicap - 1600m
16 August 2023 - 13:08



BRISBANE
RACING CLUB

Track Rating: Good 4, Weather: Fine, Rail Position: +9m Entire Course

Section				200m				Last 600m	
Field Times				0:11.68 (0:11.68)				0:34.27	
Rank	TAB	Horse/Jockey	Barrier	Top Speed [km/h]	Fastest Section	Margin			Distance Travelled [m]
1	1	RED TOP Andrew Mallyon	1	66.7 400m	0:10.98 400m	0:11.68 [1] (0:11.68)	1:37.73		0:34.11
2	6	OCEAN ZAR Ben Thompson	6	67.7 400m	0:10.85 400m	0:11.71 [2] (0:11.71)	0.55L		0:33.79 +0
3	2	WHODAT Damien Thornton	2	66.2 200m	0:11.01 400m	0:11.45 [7] (0:11.45)	0.58L		0:33.84 -3
4	3	YANGARI Boris Thornton	5	65.6 400m	0:11.11 400m	0:11.80 [4] (0:11.80)	1.31L		0:34.29 -3
5	7	BALTRAY Melea Castle	7	66.9 400m	0:10.92 400m	0:11.72 [5] (0:11.72)	1.45L		0:33.78 -5
6	5	MIGHTY WILLIE Mark Du Plessis	4	65.4 400m	0:11.16 400m	0:11.70 [6] (0:11.70)	1.49L		0:34.36 -5
7	4	KENNSYING Bailey Wheeler	3	65.7 400m	0:11.17 400m	0:12.19 [3] (0:12.19)	3.5L		0:34.87 -5



Horse/Jockey Name	Red Top
Final Rank	1
Fastest Section Time (Section)	0:10.98 (400m)
Top Speed [km/h] (Section)	66.7 (400m)
Race State	Finished



Eagle Farm QLD Professional

Race 2: EVA AIR Class 3 Handicap - 1600m

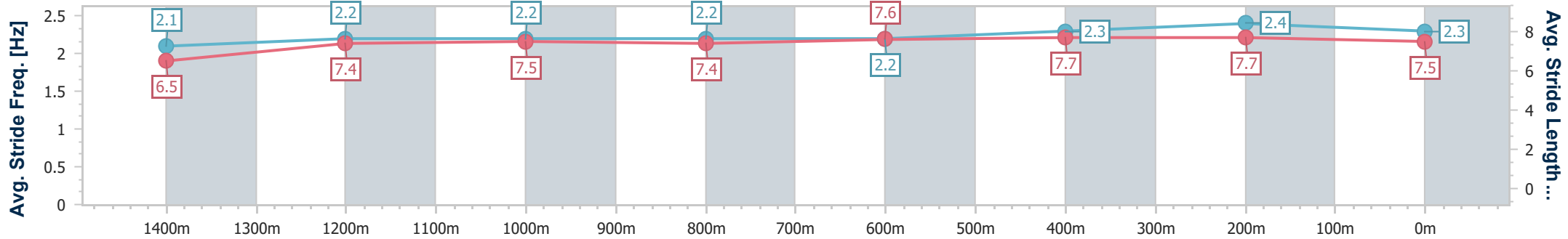
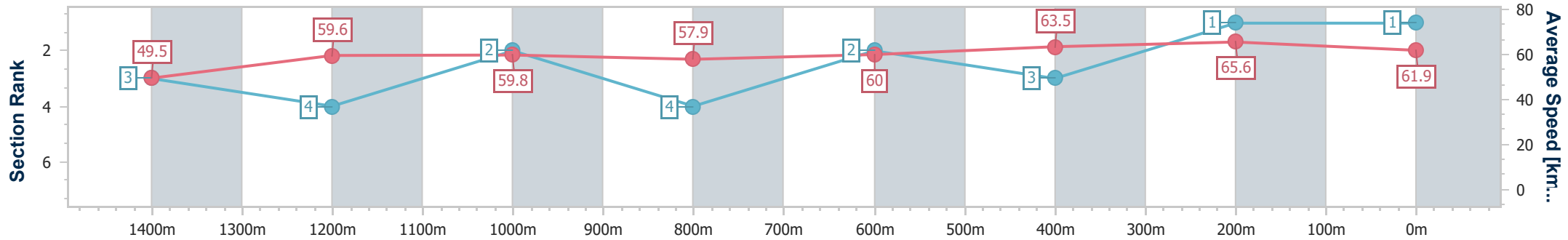
16 August 2023 - 13:08

Track Rating: Good 4, Weather: Fine, Rail Position: +9m Entire Course



BRISBANE RACING CLUB

Section	Overall	1400m	1200m	1000m	800m	600m	400m	200m
Section Times	1:37.73 [1] (0:14.59)	1:23.14 [3] (0:12.10)	1:11.04 [4] (0:12.09)	0:58.95 [2] (0:12.64)	0:46.31 [4] (0:12.20)	0:34.11 [2] (0:11.45)	0:22.66 [3] (0:10.98)	0:11.68 [1] (0:11.68)
Average Speed [km/h]	49.5	59.6	59.8	57.9	60.0	63.5	65.6	61.9
Top Speed [km/h]	59.0	62.3	62.4	59.7	62.1	65.3	66.7	65.3
Avg. Dist. to Rail [m]	4.3	2.0	2.9	3.5	3.6	2.3	2.3	1.2
Avg. Stride Freq. [Hz]	2.1	2.2	2.2	2.2	2.2	2.3	2.4	2.3
Avg. Stride Length [m]	6.5	7.4	7.5	7.4	7.6	7.7	7.7	7.5



- [] Ranking at each section and finish
- .-.- No data available at this section
- NA No data available



Horse/Jockey Name	Ocean Zar
Final Rank	2
Fastest Section Time (Section)	0:10.85 (400m)
Top Speed [km/h] (Section)	67.7 (400m)
Race State	Finished



Eagle Farm QLD Professional

Race 2: EVA AIR Class 3 Handicap - 1600m

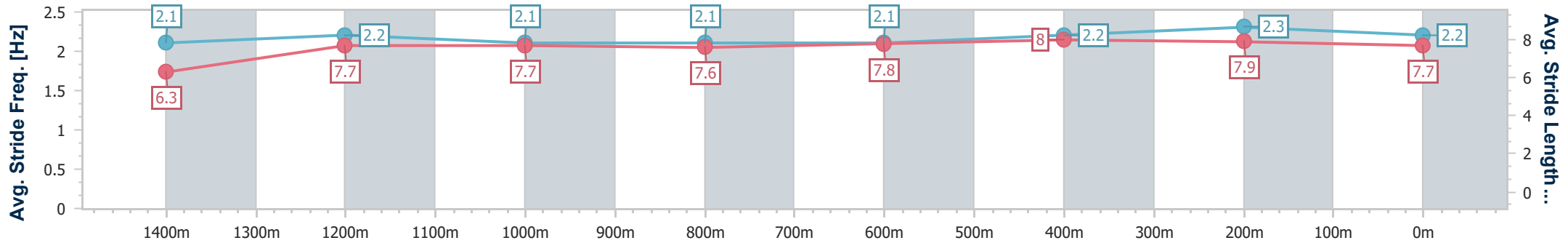
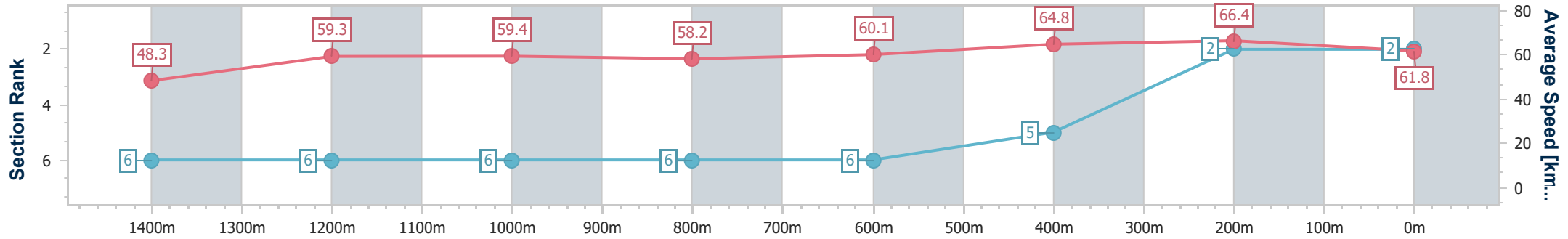
16 August 2023 - 13:08

Track Rating: Good 4, Weather: Fine, Rail Position: +9m Entire Course



BRISBANE RACING CLUB

Section	Overall	1400m	1200m	1000m	800m	600m	400m	200m
Section Times	1:37.83 [2] (0:14.97)	1:22.86 [6] (0:12.18)	1:10.68 [6] (0:12.16)	0:58.52 [6] (0:12.56)	0:45.96 [6] (0:12.17)	0:33.79 [6] (0:11.23)	0:22.56 [5] (0:10.85)	0:11.71 [2] (0:11.71)
Average Speed [km/h]	48.3	59.3	59.4	58.2	60.1	64.8	66.4	61.8
Top Speed [km/h]	58.5	60.8	61.8	59.5	63.5	66.3	67.7	64.3
Avg. Dist. to Rail [m]	7.8	3.5	3.9	3.1	3.7	1.9	3.8	3.5
Avg. Stride Freq. [Hz]	2.1	2.2	2.1	2.1	2.1	2.2	2.3	2.2
Avg. Stride Length [m]	6.3	7.7	7.7	7.6	7.8	8.0	7.9	7.7



- [] Ranking at each section and finish
- .-.- No data available at this section
- NA No data available



Horse/Jockey Name	Whodat
Final Rank	3
Fastest Section Time (Section)	0:11.01 (400m)
Top Speed [km/h] (Section)	66.2 (200m)
Race State	Finished



Eagle Farm QLD Professional

Race 2: EVA AIR Class 3 Handicap - 1600m

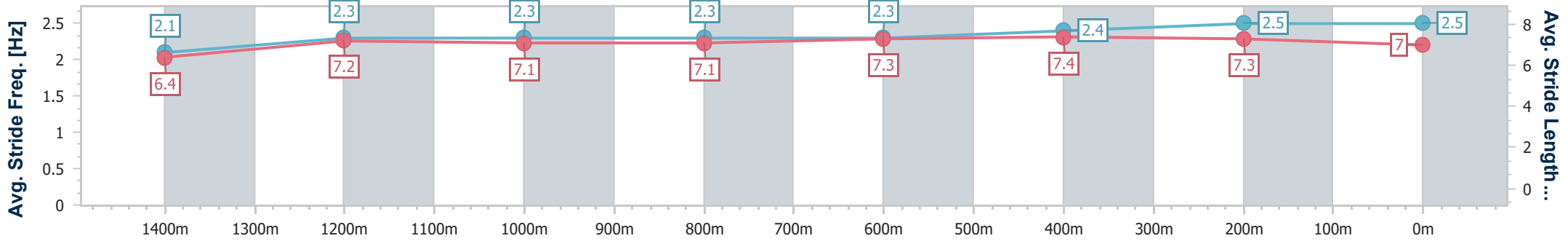
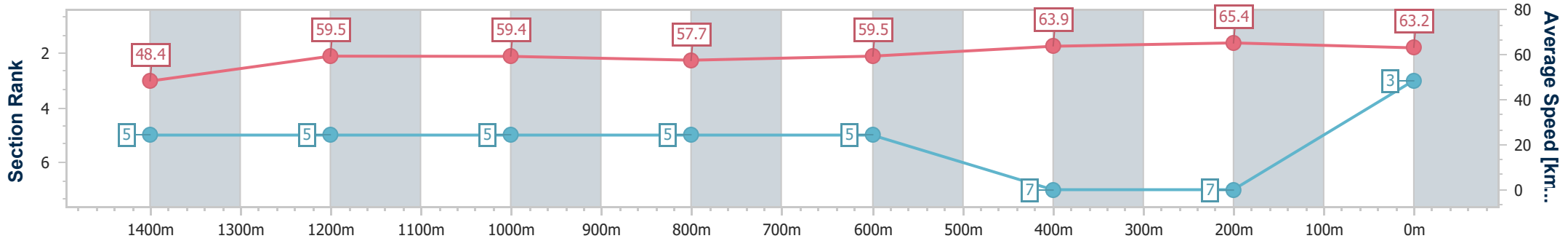
16 August 2023 - 13:08

Track Rating: Good 4, Weather: Fine, Rail Position: +9m Entire Course



BRISBANE RACING CLUB

Section	Overall	1400m	1200m	1000m	800m	600m	400m	200m
Section Times	1:37.83 [3] (0:14.90)	1:22.93 [5] (0:12.12)	1:10.81 [5] (0:12.09)	0:58.72 [5] (0:12.62)	0:46.10 [5] (0:12.26)	0:33.84 [5] (0:11.38)	0:22.46 [7] (0:11.01)	0:11.45 [7] (0:11.45)
Average Speed [km/h]	48.4	59.5	59.4	57.7	59.5	63.9	65.4	63.2
Top Speed [km/h]	59.2	61.7	61.7	58.5	63.1	65.6	66.2	66.2
Avg. Dist. to Rail [m]	4.9	1.4	0.7	2.2	3.0	1.8	2.8	4.4
Avg. Stride Freq. [Hz]	2.1	2.3	2.3	2.3	2.3	2.4	2.5	2.5
Avg. Stride Length [m]	6.4	7.2	7.1	7.1	7.3	7.4	7.3	7.0



- [] Ranking at each section and finish
- .-.- No data available at this section
- NA No data available



Horse/Jockey Name	Yangari
Final Rank	4
Fastest Section Time (Section)	0:11.11 (400m)
Top Speed [km/h] (Section)	65.6 (400m)
Race State	Finished



Eagle Farm QLD Professional

Race 2: EVA AIR Class 3 Handicap - 1600m

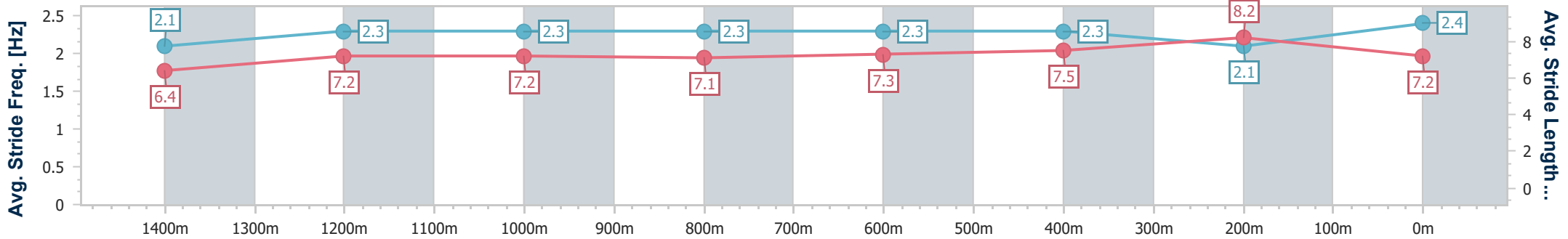
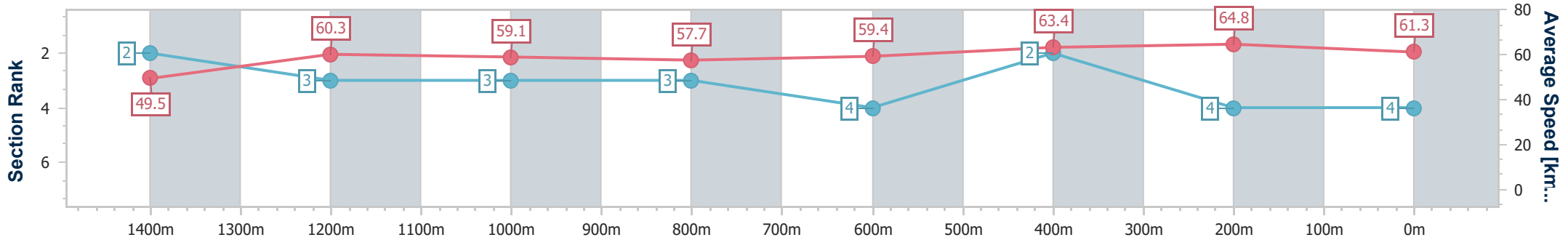
16 August 2023 - 13:08

Track Rating: Good 4, Weather: Fine, Rail Position: +9m Entire Course



BRISBANE RACING CLUB

Section	Overall	1400m	1200m	1000m	800m	600m	400m	200m
Section Times	1:37.96 [4] (0:14.58)	1:23.38 [2] (0:11.98)	1:11.40 [3] (0:12.22)	0:59.18 [3] (0:12.64)	0:46.54 [3] (0:12.25)	0:34.29 [4] (0:11.38)	0:22.91 [2] (0:11.11)	0:11.80 [4] (0:11.80)
Average Speed [km/h]	49.5	60.3	59.1	57.7	59.4	63.4	64.8	61.3
Top Speed [km/h]	58.7	62.6	62.6	59.0	62.0	65.1	65.6	64.7
Avg. Dist. to Rail [m]	6.4	3.0	2.4	2.9	2.0	0.6	1.4	0.6
Avg. Stride Freq. [Hz]	2.1	2.3	2.3	2.3	2.3	2.3	2.1	2.4
Avg. Stride Length [m]	6.4	7.2	7.2	7.1	7.3	7.5	8.2	7.2



- [] Ranking at each section and finish
- .-.- No data available at this section
- NA No data available



Horse/Jockey Name	Baltray
Final Rank	5
Fastest Section Time (Section)	0:10.92 (400m)
Top Speed [km/h] (Section)	66.9 (400m)
Race State	Finished



Eagle Farm QLD Professional

Race 2: EVA AIR Class 3 Handicap - 1600m

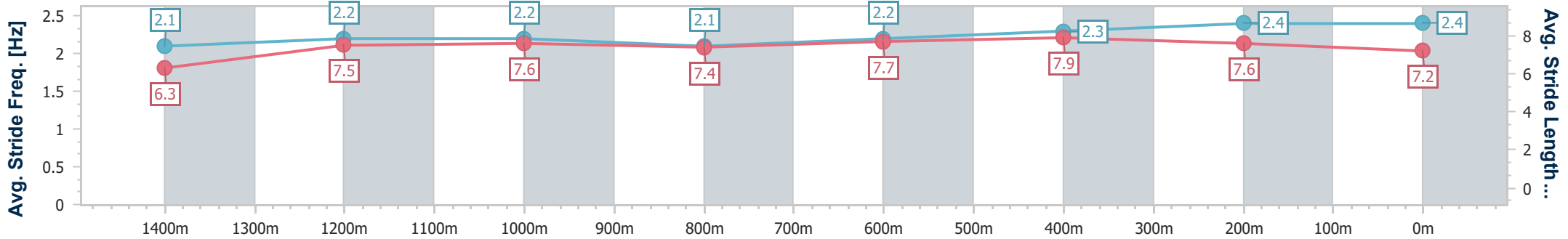
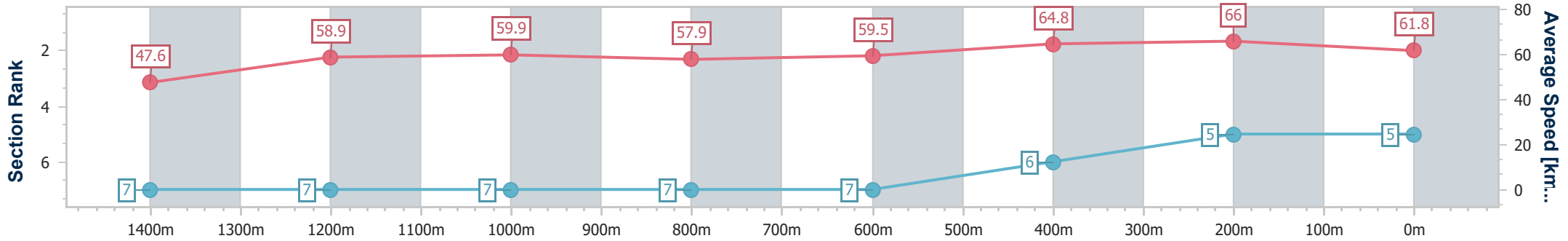
16 August 2023 - 13:08

Track Rating: Good 4, Weather: Fine, Rail Position: +9m Entire Course



BRISBANE RACING CLUB

Section	Overall	1400m	1200m	1000m	800m	600m	400m	200m
Section Times	1:37.98 [5] (0:15.17)	1:22.81 [7] (0:12.24)	1:10.57 [7] (0:12.03)	0:58.54 [7] (0:12.55)	0:45.99 [7] (0:12.21)	0:33.78 [7] (0:11.14)	0:22.64 [6] (0:10.92)	0:11.72 [5] (0:11.72)
Average Speed [km/h]	47.6	58.9	59.9	57.9	59.5	64.8	66.0	61.8
Top Speed [km/h]	58.5	60.8	62.1	59.1	62.2	66.8	66.9	64.4
Avg. Dist. to Rail [m]	7.8	0.8	1.2	1.5	1.9	1.0	4.2	4.9
Avg. Stride Freq. [Hz]	2.1	2.2	2.2	2.1	2.2	2.3	2.4	2.4
Avg. Stride Length [m]	6.3	7.5	7.6	7.4	7.7	7.9	7.6	7.2



- [] Ranking at each section and finish
- .-.- No data available at this section
- NA No data available



Horse/Jockey Name	Mighty Willie
Final Rank	6
Fastest Section Time (Section)	0:11.16 (400m)
Top Speed [km/h] (Section)	65.4 (400m)
Race State	Finished



Eagle Farm QLD Professional

Race 2: EVA AIR Class 3 Handicap - 1600m

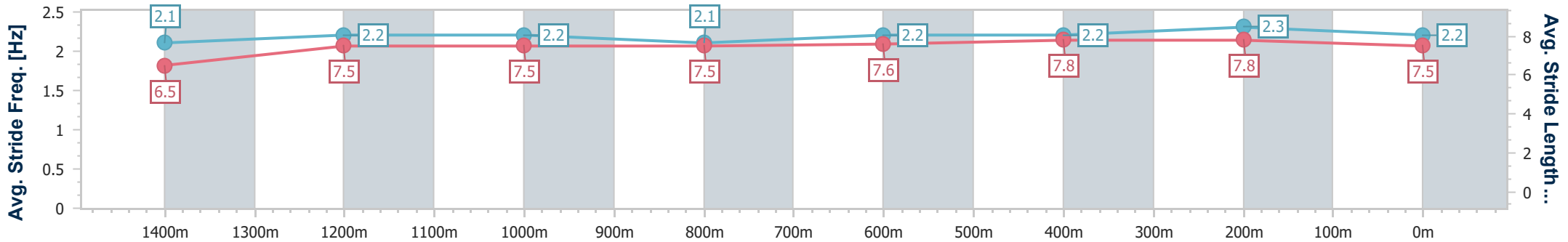
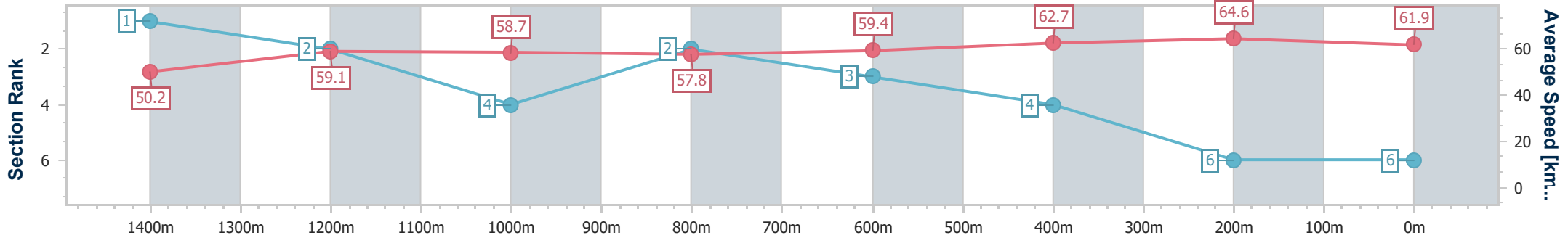
16 August 2023 - 13:08

Track Rating: Good 4, Weather: Fine, Rail Position: +9m Entire Course



BRISBANE RACING CLUB

Section	Overall	1400m	1200m	1000m	800m	600m	400m	200m
Section Times	1:37.99 [6] (0:14.39)	1:23.60 [1] (0:12.17)	1:11.43 [2] (0:12.29)	0:59.14 [4] (0:12.56)	0:46.58 [2] (0:12.22)	0:34.36 [3] (0:11.50)	0:22.86 [4] (0:11.16)	0:11.70 [6] (0:11.70)
Average Speed [km/h]	50.2	59.1	58.7	57.8	59.4	62.7	64.6	61.9
Top Speed [km/h]	59.1	60.9	61.0	58.6	61.9	64.9	65.4	63.8
Avg. Dist. to Rail [m]	5.0	0.7	0.8	1.8	2.1	0.5	0.3	1.2
Avg. Stride Freq. [Hz]	2.1	2.2	2.2	2.1	2.2	2.2	2.3	2.2
Avg. Stride Length [m]	6.5	7.5	7.5	7.5	7.6	7.8	7.8	7.5



- [] Ranking at each section and finish
- .-.- No data available at this section
- NA No data available



Horse/Jockey Name	Kennysing
Final Rank	7
Fastest Section Time (Section)	0:11.17 (400m)
Top Speed [km/h] (Section)	65.7 (400m)
Race State	Finished



Eagle Farm QLD Professional

Race 2: EVA AIR Class 3 Handicap - 1600m

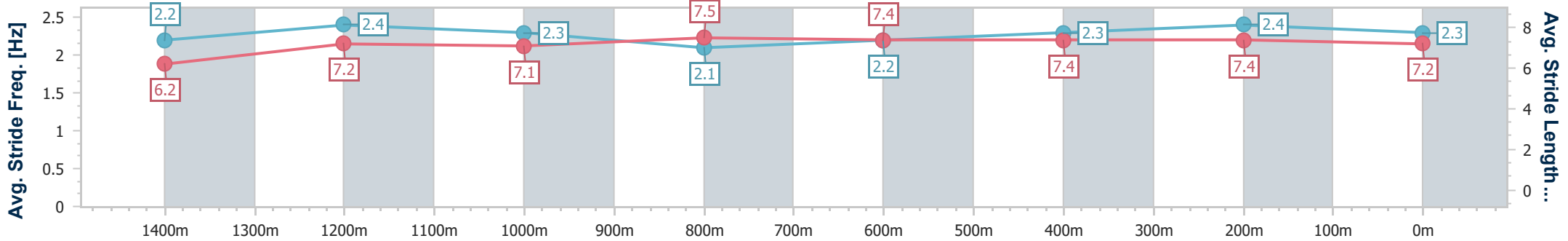
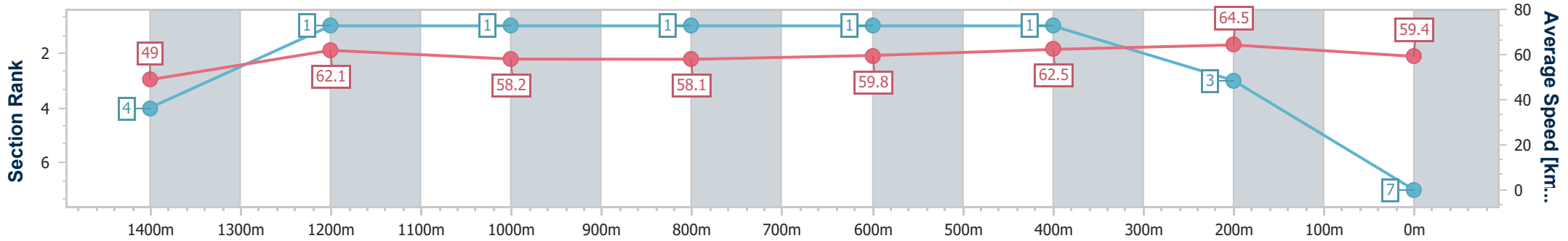
16 August 2023 - 13:08

Track Rating: Good 4, Weather: Fine, Rail Position: +9m Entire Course



BRISBANE RACING CLUB

Section	Overall	1400m	1200m	1000m	800m	600m	400m	200m
Section Times	1:38.33 [7] (0:14.72)	1:23.61 [4] (0:11.62)	1:11.99 [1] (0:12.38)	0:59.61 [1] (0:12.58)	0:47.03 [1] (0:12.16)	0:34.87 [1] (0:11.51)	0:23.36 [1] (0:11.17)	0:12.19 [3] (0:12.19)
Average Speed [km/h]	49.0	62.1	58.2	58.1	59.8	62.5	64.5	59.4
Top Speed [km/h]	60.1	64.9	60.3	59.8	62.7	65.7	65.7	62.2
Avg. Dist. to Rail [m]	5.9	3.0	1.7	2.7	2.6	0.4	1.5	3.9
Avg. Stride Freq. [Hz]	2.2	2.4	2.3	2.1	2.2	2.3	2.4	2.3
Avg. Stride Length [m]	6.2	7.2	7.1	7.5	7.4	7.4	7.4	7.2



- [] Ranking at each section and finish
- .-.- No data available at this section
- NA No data available