



# Eagle Farm QLD Professional

## Race 7: LADBROKES ODDS SURGE BENCHMARK 65 Handicap - 1845m

16 August 2023 - 16:03



BRISBANE  
RACING CLUB

Track Rating: Good 4, Weather: Fine, Rail Position: +9m Entire Course

Section														
Field Times	Overall	1600m	1400m	1200m	1000m	800m	600m	Last 600m						
	1:54.71 (0:17.70)	1:37.01 (0:12.31)	1:24.70 (0:12.00)	1:12.70 (0:12.23)	1:00.47 (0:12.40)	0:48.07 (0:12.36)	0:35.71 (0:11.80)	0:35.71						
Rank	TAB	Horse/Jockey	Barrier	Top Speed [km/h]	Fastest Section								Distance Travelled [m]	
1	3	KOKONOTSU James Orman	1	63.2 400m	0:11.50 400m	1:54.71 [1] (0:17.70)	1:37.01 [1] (0:12.31)	1:24.70 [1] (0:12.00)	1:12.70 [1] (0:12.23)	1:00.47 [1] (0:12.40)	0:48.07 [1] (0:12.36)	0:35.71 [1] (0:11.80)	0:35.71	
2	4	ROCKED Mark Du Plessis	12	64.1 400m	0:11.33 400m	1:54.75 [2] (0:18.59)	1:36.16 [8] (0:12.52)	1:23.64 [8] (0:12.09)	1:11.55 [8] (0:12.41)	0:59.14 [9] (0:12.38)	0:46.76 [9] (0:11.78)	0:34.98 [9] (0:11.70)	0:34.98	+14
3	7	PARALLEL Damien Thornton	4	64.3 400m	0:11.34 400m	1:54.76 [3] (0:18.42)	1:36.34 [7] (0:12.41)	1:23.93 [7] (0:12.05)	1:11.88 [7] (0:12.34)	0:59.54 [6] (0:12.30)	0:47.24 [6] (0:11.95)	0:35.29 [5] (0:11.71)	0:35.29	+2
4	11	THE LOVE ROCKET Andrew Spinks	8	65.1 400m	0:11.29 400m	1:55.10 [4] (0:18.95)	1:36.15 [10] (0:12.49)	1:23.66 [10] (0:12.06)	1:11.60 [11] (0:12.39)	0:59.21 [11] (0:12.37)	0:46.84 [11] (0:11.79)	0:35.05 [11] (0:11.64)	0:35.05	+10
5	2	ENDORPHINS Ben Thompson	2	64.3 400m	0:11.39 400m	1:55.15 [5] (0:18.08)	1:37.07 [4] (0:12.33)	1:24.74 [4] (0:12.18)	1:12.56 [5] (0:12.47)	1:00.09 [5] (0:12.45)	0:47.64 [5] (0:12.01)	0:35.63 [6] (0:11.75)	0:35.63	+10
6	8	THIS IS SO Cejay Graham	6	64.6 400m	0:11.47 400m	1:55.18 [6] (0:17.78)	1:37.40 [2] (0:12.39)	1:25.01 [2] (0:12.19)	1:12.82 [3] (0:12.39)	1:00.43 [3] (0:12.49)	0:47.94 [3] (0:12.05)	0:35.89 [3] (0:12.02)	0:35.89	+6
7	9	SEEFELD Taylor Marshall	7	64.0 400m	0:11.58 400m	1:55.24 [7] (0:18.68)	1:36.56 [9] (0:12.48)	1:24.08 [9] (0:12.07)	1:12.01 [9] (0:12.31)	0:59.70 [8] (0:12.26)	0:47.44 [8] (0:11.84)	0:35.60 [7] (0:11.69)	0:35.60	-2
8	12	BRAVE BOY Luke Tarrant	9	64.3 400m	0:11.44 400m	1:55.28 [8] (0:18.97)	1:36.31 [11] (0:12.52)	1:23.79 [11] (0:12.01)	1:11.78 [10] (0:12.28)	0:59.50 [10] (0:12.32)	0:47.18 [10] (0:11.79)	0:35.39 [10] (0:11.78)	0:35.39	-1
9	5	BAY STREET Samantha Collett	5	64.6 400m	0:11.62 400m	1:55.54 [9] (0:18.34)	1:37.20 [6] (0:12.41)	1:24.79 [6] (0:12.12)	1:12.67 [6] (0:12.42)	1:00.25 [7] (0:12.41)	0:47.84 [7] (0:12.02)	0:35.82 [8] (0:11.68)	0:35.82	+7
10	10	DAULAT TAI PANAZIZ Sean Cormack	3	62.2 400m	0:11.78 400m	1:55.71 [10] (0:18.16)	1:37.55 [5] (0:12.32)	1:25.23 [5] (0:12.03)	1:13.20 [4] (0:12.35)	1:00.85 [4] (0:12.39)	0:48.46 [4] (0:12.14)	0:36.32 [4] (0:11.90)	0:36.32	+0

Scratched: Top Boy (#1)

[ ] Ranking at each section and finish  
 -:-:- No data available at this section  
 NA No data available

SCN Saddle cloth number  
 DNF Did not finish  
 DNT Did not track



# Eagle Farm QLD Professional

## Race 7: LADBROKES ODDS SURGE BENCHMARK 65 Handicap - 1845m

16 August 2023 - 16:03



BRISBANE  
RACING CLUB

Track Rating: Good 4, Weather: Fine, Rail Position: +9m Entire Course

Section	Overall	1600m	1400m	1200m	1000m	800m	600m	Last 600m					
Field Times	1:54.71 (0:17.70)	1:37.01 (0:12.31)	1:24.70 (0:12.00)	1:12.70 (0:12.23)	1:00.47 (0:12.40)	0:48.07 (0:12.36)	0:35.71 (0:11.80)	0:35.71					
Rank	TAB Horse/Jockey	Barrier	Top Speed [km/h]	Fastest Section					Distance Travelled [m]				
11	6 LUVYOUANYTIME Boris Thornton	10	62.6 400m	0:11.82 400m	1:55.94 [11] (0:18.07)	1:37.87 [3] (0:12.22)	1:25.65 [3] (0:11.92)	1:13.73 [2] (0:12.33)	1:01.40 [2] (0:12.40)	0:49.00 [2] (0:12.16)	0:36.84 [2] (0:12.04)	0:36.84	+8

Scratched: Top Boy (#1)



# Eagle Farm QLD Professional

## Race 7: LADBROKES ODDS SURGE BENCHMARK 65 Handicap - 1845m

16 August 2023 - 16:03



BRISBANE  
RACING CLUB

Track Rating: Good 4, Weather: Fine, Rail Position: +9m Entire Course

Section				400m	200m			Last 600m			
Field Times				0:23.91 (0:11.50)	0:12.41 (0:12.41)			0:35.71			
Rank	TAB	Horse/Jockey	Barrier	Top Speed [km/h]	Fastest Section	Margin				Distance Travelled [m]	
1	3	<b>KOKONOTSU</b> James Orman	1	63.2 400m	0:11.50 400m	0:23.91 [1] (0:11.50)	0:12.41 [1] (0:12.41)	1:54.71		0:35.71	
2	4	<b>ROCKED</b> Mark Du Plessis	12	64.1 400m	0:11.33 400m	0:23.28 [9] (0:11.33)	0:11.95 [5] (0:11.95)	0.28L		0:34.98	+14
3	7	<b>PARALLEL</b> Damien Thornton	4	64.3 400m	0:11.34 400m	0:23.58 [3] (0:11.34)	0:12.24 [2] (0:12.24)	0.33L		0:35.29	+2
4	11	<b>THE LOVE ROCKET</b> Andrew Spinks	8	65.1 400m	0:11.29 400m	0:23.41 [11] (0:11.29)	0:12.12 [8] (0:12.12)	2.3L		0:35.05	+10
5	2	<b>ENDORPHINS</b> Ben Thompson	2	64.3 400m	0:11.39 400m	0:23.88 [4] (0:11.39)	0:12.49 [3] (0:12.49)	2.59L		0:35.63	+10
6	8	<b>THIS IS SO</b> Cejay Graham	6	64.6 400m	0:11.47 400m	0:23.87 [6] (0:11.47)	0:12.40 [4] (0:12.40)	2.79L		0:35.89	+6
7	9	<b>SEEFELD</b> Taylor Marshall	7	64.0 400m	0:11.58 400m	0:23.91 [7] (0:11.58)	0:12.33 [6] (0:12.33)	3.15L		0:35.60	-2
8	12	<b>BRAVE BOY</b> Luke Tarrant	9	64.3 400m	0:11.44 400m	0:23.61 [10] (0:11.44)	0:12.17 [11] (0:12.17)	3.36L		0:35.39	-1
9	5	<b>BAY STREET</b> Samantha Collett	5	64.6 400m	0:11.62 400m	0:24.14 [8] (0:11.62)	0:12.52 [9] (0:12.52)	4.93L		0:35.82	+7
10	10	<b>DAULAT TAI PANAZIZ</b> Sean Cormack	3	62.2 400m	0:11.78 400m	0:24.42 [5] (0:11.78)	0:12.64 [10] (0:12.64)	5.93L		0:36.32	+0

Scratched: Top Boy (#1)



# Eagle Farm QLD Professional

## Race 7: LADBROKES ODDS SURGE BENCHMARK 65 Handicap - 1845m

16 August 2023 - 16:03



BRISBANE  
RACING CLUB

Track Rating: Good 4, Weather: Fine, Rail Position: +9m Entire Course

Section	400m		200m		Last 600m		
Field Times	0:23.91 (0:11.50)	0:12.41 (0:12.41)			0:35.71		
Rank	TAB Horse/Jockey	Barrier	Top Speed [km/h]	Fastest Section	Margin	Distance Travelled [m]	
11	6 LUVYOUANYTIME Boris Thornton	10	62.6 400m	0:11.82 400m	0:24.80 [2] (0:11.82)	0:12.98 [7] (0:12.98)	7.26L 0:36.84 +8

Scratched: Top Boy (#1)



Horse/Jockey Name	Kokonotsu
Final Rank	1
Fastest Section Time (Section)	0:11.50 (400m)
Top Speed [km/h] (Section)	63.2 (400m)
Race State	Finished



Eagle Farm QLD Professional  
Race 7: LADBROKES ODDS SURGE BENCHMARK 65  
Handicap - 1845m

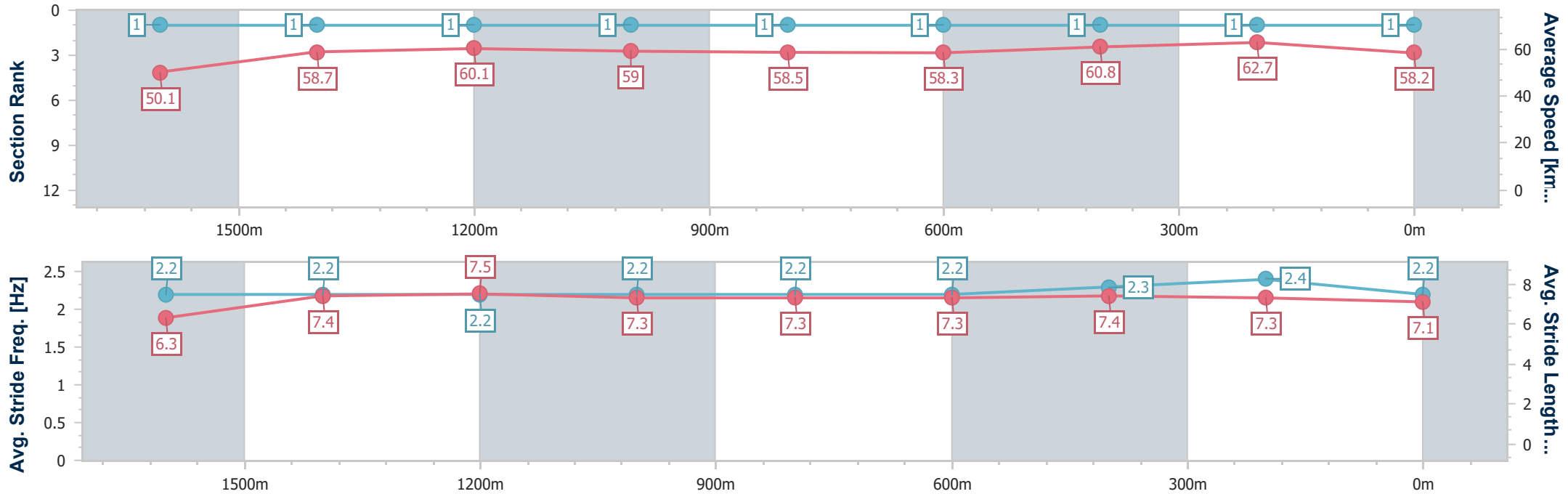
16 August 2023 - 16:03

Track Rating: Good 4, Weather: Fine, Rail Position: +9m Entire Course



BRISBANE  
RACING CLUB

Section	Overall	1600m	1400m	1200m	1000m	800m	600m	400m	200m				
Section Times	1:54.71 [1] (0:17.70)	1:37.01 [1] (0:12.31)	1:24.70 [1] (0:12.00)	1:12.70 [1] (0:12.23)	1:00.47 [1] (0:12.40)	0:48.07 [1] (0:12.36)	0:35.71 [1] (0:11.80)	0:23.91 [1] (0:11.50)	0:12.41 [1] (0:12.41)				
Average Speed [km/h]	50.1	58.7	60.1	59.0	58.5	58.3	60.8	62.7	58.2				
Top Speed [km/h]	57.3	62.1	60.7	61.0	59.5	59.7	62.4	63.2	61.4				
Avg. Dist. to Rail [m]	2.0	1.5	1.3	1.9	1.5	0.4	0.4	0.7	0.6				
Avg. Stride Freq. [Hz]	2.2	2.2	2.2	2.2	2.2	2.2	2.3	2.4	2.2				
Avg. Stride Length [m]	6.3	7.4	7.5	7.3	7.3	7.3	7.4	7.3	7.1				



- [ ] Ranking at each section and finish
- .-.- No data available at this section
- NA No data available



Horse/Jockey Name	Rocked
Final Rank	2
Fastest Section Time (Section)	0:11.33 (400m)
Top Speed [km/h] (Section)	64.1 (400m)
Race State	Finished



Eagle Farm QLD Professional  
Race 7: LADBROKES ODDS SURGE BENCHMARK 65  
Handicap - 1845m

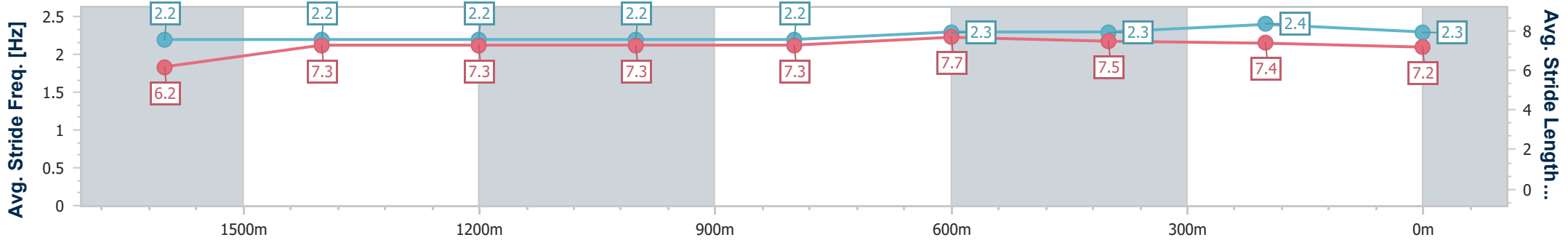
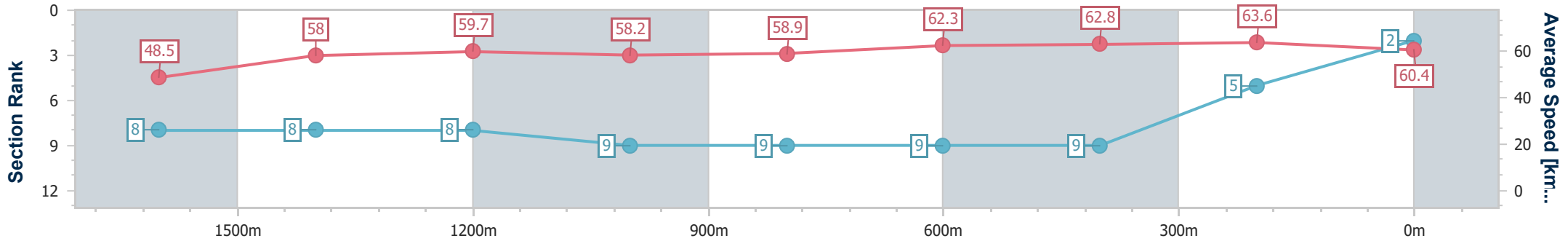
16 August 2023 - 16:03

Track Rating: Good 4, Weather: Fine, Rail Position: +9m Entire Course



BRISBANE RACING CLUB

Section	Overall	1600m	1400m	1200m	1000m	800m	600m	400m	200m			
Section Times	1:54.75 [2] (0:18.59)	1:36.16 [8] (0:12.52)	1:23.64 [8] (0:12.09)	1:11.55 [8] (0:12.41)	0:59.14 [9] (0:12.38)	0:46.76 [9] (0:11.78)	0:34.98 [9] (0:11.70)	0:23.28 [9] (0:11.33)	0:11.95 [5] (0:11.95)			
Average Speed [km/h]	48.5	58.0	59.7	58.2	58.9	62.3	62.8	63.6	60.4			
Top Speed [km/h]	57.6	60.3	61.0	59.5	61.1	63.6	63.8	64.1	61.9			
Avg. Dist. to Rail [m]	7.9	2.2	2.8	3.1	2.8	3.8	4.2	7.7	8.3			
Avg. Stride Freq. [Hz]	2.2	2.2	2.2	2.2	2.2	2.3	2.3	2.4	2.3			
Avg. Stride Length [m]	6.2	7.3	7.3	7.3	7.3	7.7	7.5	7.4	7.2			



- [ ] Ranking at each section and finish
- .-.- No data available at this section
- NA No data available



Horse/Jockey Name	Parallel
Final Rank	3
Fastest Section Time (Section)	0:11.34 (400m)
Top Speed [km/h] (Section)	64.3 (400m)
Race State	Finished



Eagle Farm QLD Professional  
Race 7: LADBROKES ODDS SURGE BENCHMARK 65  
Handicap - 1845m

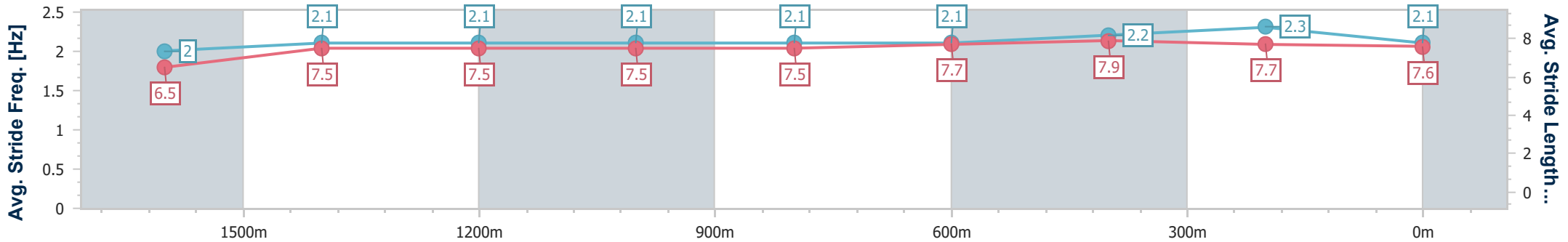
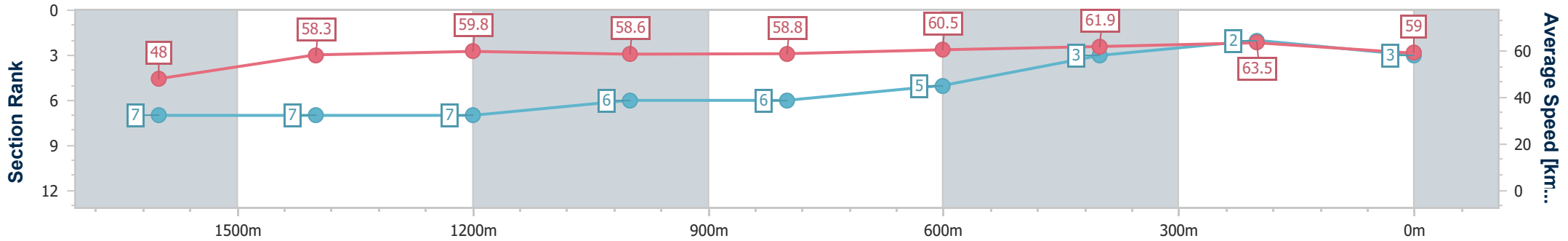
16 August 2023 - 16:03

Track Rating: Good 4, Weather: Fine, Rail Position: +9m Entire Course



BRISBANE  
RACING CLUB

Section	Overall	1600m	1400m	1200m	1000m	800m	600m	400m	200m			
Section Times	1:54.76 [3] (0:18.42)	1:36.34 [7] (0:12.41)	1:23.93 [7] (0:12.05)	1:11.88 [7] (0:12.34)	0:59.54 [6] (0:12.30)	0:47.24 [6] (0:11.95)	0:35.29 [5] (0:11.71)	0:23.58 [3] (0:11.34)	0:12.24 [2] (0:12.24)			
Average Speed [km/h]	48.0	58.3	59.8	58.6	58.8	60.5	61.9	63.5	59.0			
Top Speed [km/h]	57.3	59.9	60.3	59.7	61.5	62.6	63.3	64.3	62.4			
Avg. Dist. to Rail [m]	2.3	1.5	1.8	2.1	1.5	1.2	1.4	3.0	3.3			
Avg. Stride Freq. [Hz]	2.0	2.1	2.1	2.1	2.1	2.1	2.2	2.3	2.1			
Avg. Stride Length [m]	6.5	7.5	7.5	7.5	7.5	7.7	7.9	7.7	7.6			



- [ ] Ranking at each section and finish
- .-.- No data available at this section
- NA No data available



Horse/Jockey Name	The Love Rocket
Final Rank	4
Fastest Section Time (Section)	0:11.29 (400m)
Top Speed [km/h] (Section)	65.1 (400m)
Race State	Finished



Eagle Farm QLD Professional  
Race 7: LADBROKES ODDS SURGE BENCHMARK 65  
Handicap - 1845m

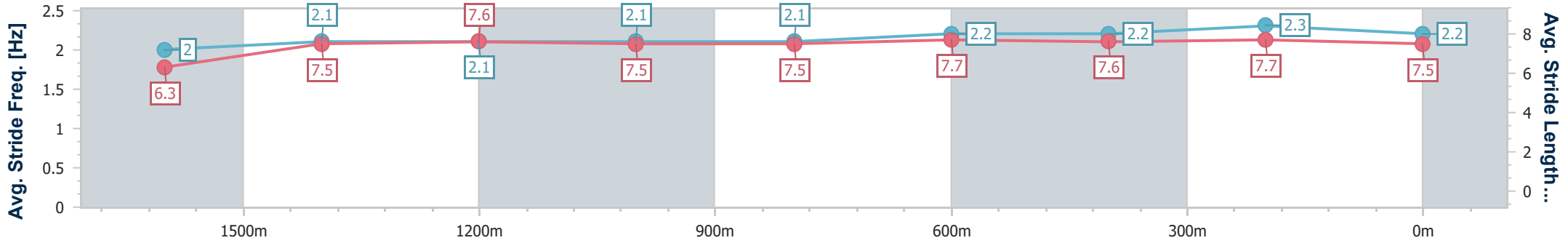
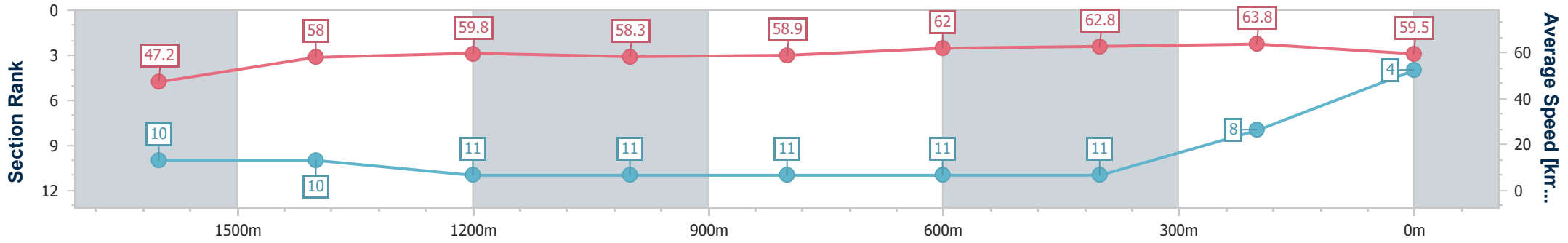
16 August 2023 - 16:03

Track Rating: Good 4, Weather: Fine, Rail Position: +9m Entire Course



BRISBANE  
RACING CLUB

Section	Overall	1600m	1400m	1200m	1000m	800m	600m	400m	200m			
Section Times	1:55.10 [4] (0:18.95)	1:36.15 [10] (0:12.49)	1:23.66 [10] (0:12.06)	1:11.60 [11] (0:12.39)	0:59.21 [11] (0:12.37)	0:46.84 [11] (0:11.79)	0:35.05 [11] (0:11.64)	0:23.41 [11] (0:11.29)	0:12.12 [8] (0:12.12)			
Average Speed [km/h]	47.2	58.0	59.8	58.3	58.9	62.0	62.8	63.8	59.5			
Top Speed [km/h]	57.1	60.5	60.5	59.4	60.9	64.3	64.0	65.1	62.2			
Avg. Dist. to Rail [m]	5.5	2.1	2.6	3.0	2.7	3.0	3.0	5.9	6.8			
Avg. Stride Freq. [Hz]	2.0	2.1	2.1	2.1	2.1	2.2	2.2	2.3	2.2			
Avg. Stride Length [m]	6.3	7.5	7.6	7.5	7.5	7.7	7.6	7.7	7.5			



- [ ] Ranking at each section and finish
- .-.- No data available at this section
- NA No data available





Horse/Jockey Name	Endorphins
Final Rank	5
Fastest Section Time (Section)	0:11.39 (400m)
Top Speed [km/h] (Section)	64.3 (400m)
Race State	Finished



Eagle Farm QLD Professional  
Race 7: LADBROKES ODDS SURGE BENCHMARK 65  
Handicap - 1845m

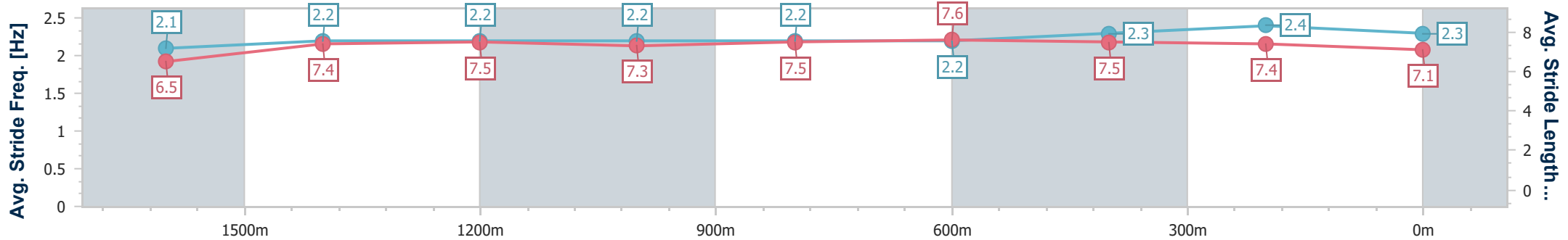
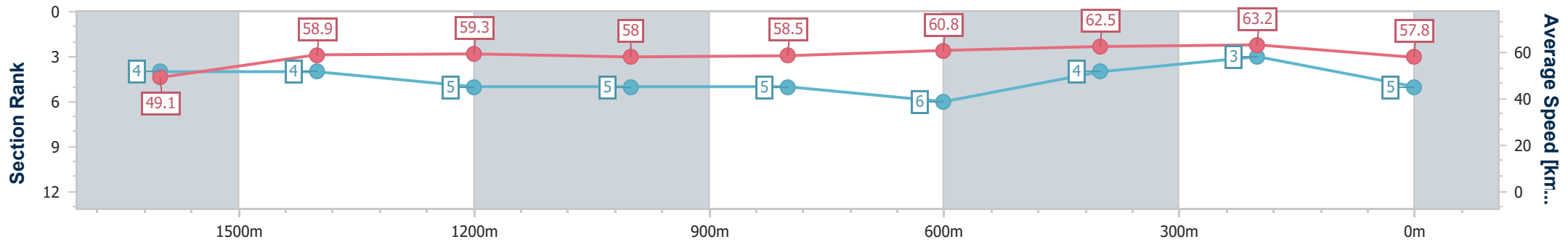
16 August 2023 - 16:03

Track Rating: Good 4, Weather: Fine, Rail Position: +9m Entire Course



BRISBANE RACING CLUB

Section	Overall	1600m	1400m	1200m	1000m	800m	600m	400m	200m			
Section Times	1:55.15 [5] (0:18.08)	1:37.07 [4] (0:12.33)	1:24.74 [4] (0:12.18)	1:12.56 [5] (0:12.47)	1:00.09 [5] (0:12.45)	0:47.64 [5] (0:12.01)	0:35.63 [6] (0:11.75)	0:23.88 [4] (0:11.39)	0:12.49 [3] (0:12.49)			
Average Speed [km/h]	49.1	58.9	59.3	58.0	58.5	60.8	62.5	63.2	57.8			
Top Speed [km/h]	57.4	61.0	60.7	58.8	61.1	62.9	64.3	64.3	60.8			
Avg. Dist. to Rail [m]	2.6	2.9	3.4	3.7	2.9	3.1	3.8	5.3	5.8			
Avg. Stride Freq. [Hz]	2.1	2.2	2.2	2.2	2.2	2.2	2.3	2.4	2.3			
Avg. Stride Length [m]	6.5	7.4	7.5	7.3	7.5	7.6	7.5	7.4	7.1			



- [ ] Ranking at each section and finish
- .-.- No data available at this section
- NA No data available



Horse/Jockey Name	This is So
Final Rank	6
Fastest Section Time (Section)	0:11.47 (400m)
Top Speed [km/h] (Section)	64.6 (400m)
Race State	Finished



Eagle Farm QLD Professional  
Race 7: LADBROKES ODDS SURGE BENCHMARK 65  
Handicap - 1845m

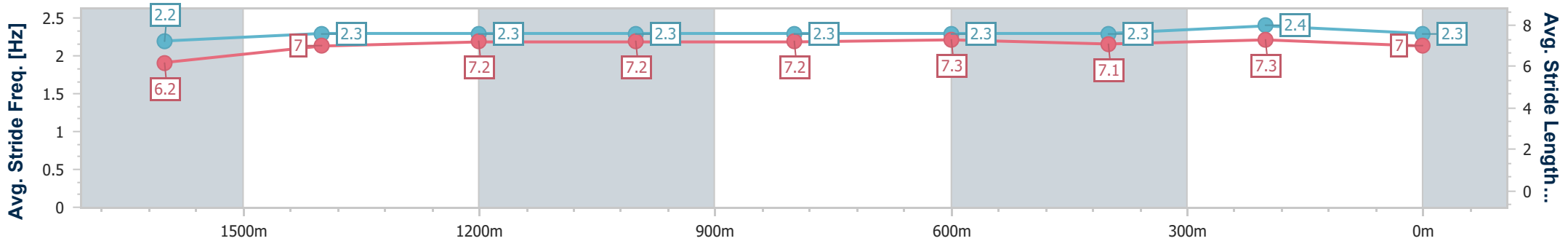
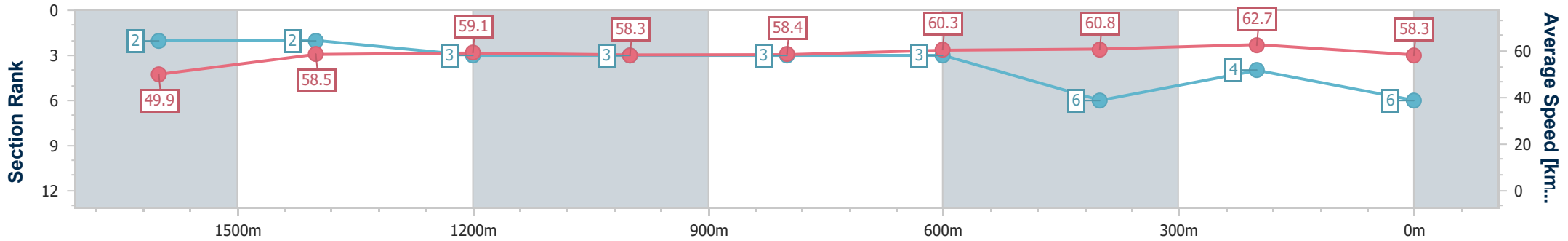
16 August 2023 - 16:03

Track Rating: Good 4, Weather: Fine, Rail Position: +9m Entire Course



BRISBANE  
RACING CLUB

Section	Overall	1600m	1400m	1200m	1000m	800m	600m	400m	200m			
Section Times	1:55.18 [6] (0:17.78)	1:37.40 [2] (0:12.39)	1:25.01 [2] (0:12.19)	1:12.82 [3] (0:12.39)	1:00.43 [3] (0:12.49)	0:47.94 [3] (0:12.05)	0:35.89 [3] (0:12.02)	0:23.87 [6] (0:11.47)	0:12.40 [4] (0:12.40)			
Average Speed [km/h]	49.9	58.5	59.1	58.3	58.4	60.3	60.8	62.7	58.3			
Top Speed [km/h]	58.0	59.9	60.5	58.9	60.1	61.0	62.2	64.6	60.8			
Avg. Dist. to Rail [m]	3.1	1.7	2.4	2.7	2.3	2.2	3.2	4.9	4.4			
Avg. Stride Freq. [Hz]	2.2	2.3	2.3	2.3	2.3	2.3	2.3	2.4	2.3			
Avg. Stride Length [m]	6.2	7.0	7.2	7.2	7.2	7.3	7.1	7.3	7.0			



- [ ] Ranking at each section and finish
- .-.- No data available at this section
- NA No data available



Horse/Jockey Name	Seefeld
Final Rank	7
Fastest Section Time (Section)	0:11.58 (400m)
Top Speed [km/h] (Section)	64.0 (400m)
Race State	Finished



Eagle Farm QLD Professional  
Race 7: LADBROKES ODDS SURGE BENCHMARK 65  
Handicap - 1845m

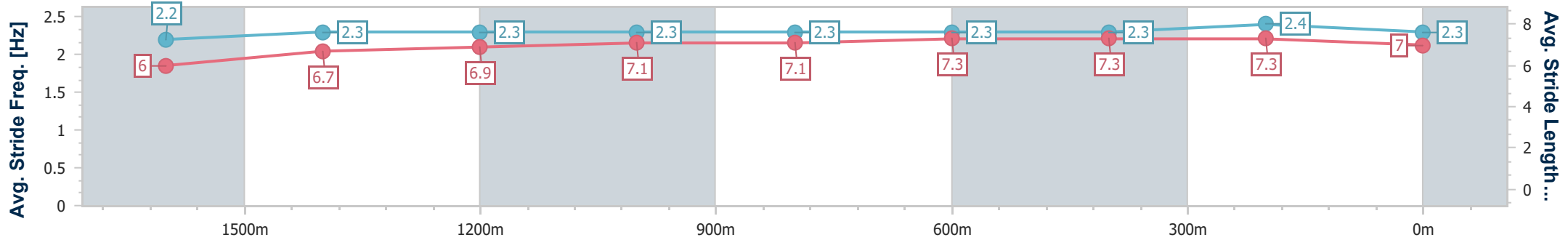
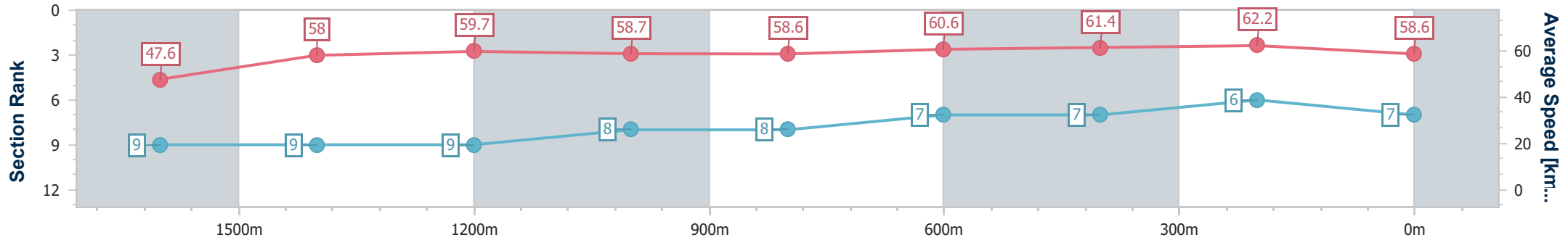
16 August 2023 - 16:03

Track Rating: Good 4, Weather: Fine, Rail Position: +9m Entire Course



BRISBANE RACING CLUB

Section	Overall	1600m	1400m	1200m	1000m	800m	600m	400m	200m			
Section Times	1:55.24 [7] (0:18.68)	1:36.56 [9] (0:12.48)	1:24.08 [9] (0:12.07)	1:12.01 [9] (0:12.31)	0:59.70 [8] (0:12.26)	0:47.44 [8] (0:11.84)	0:35.60 [7] (0:11.69)	0:23.91 [7] (0:11.58)	0:12.33 [6] (0:12.33)			
Average Speed [km/h]	47.6	58.0	59.7	58.7	58.6	60.6	61.4	62.2	58.6			
Top Speed [km/h]	56.4	59.3	60.9	61.8	60.2	63.1	63.5	64.0	60.2			
Avg. Dist. to Rail [m]	3.4	1.8	1.8	2.1	0.7	1.1	0.6	2.7	3.1			
Avg. Stride Freq. [Hz]	2.2	2.3	2.3	2.3	2.3	2.3	2.3	2.4	2.3			
Avg. Stride Length [m]	6.0	6.7	6.9	7.1	7.1	7.3	7.3	7.3	7.0			



- [ ] Ranking at each section and finish
- .-.- No data available at this section
- NA No data available



Horse/Jockey Name	Brave Boy
Final Rank	8
Fastest Section Time (Section)	0:11.44 (400m)
Top Speed [km/h] (Section)	64.3 (400m)
Race State	Finished



Eagle Farm QLD Professional  
Race 7: LADBROKES ODDS SURGE BENCHMARK 65  
Handicap - 1845m

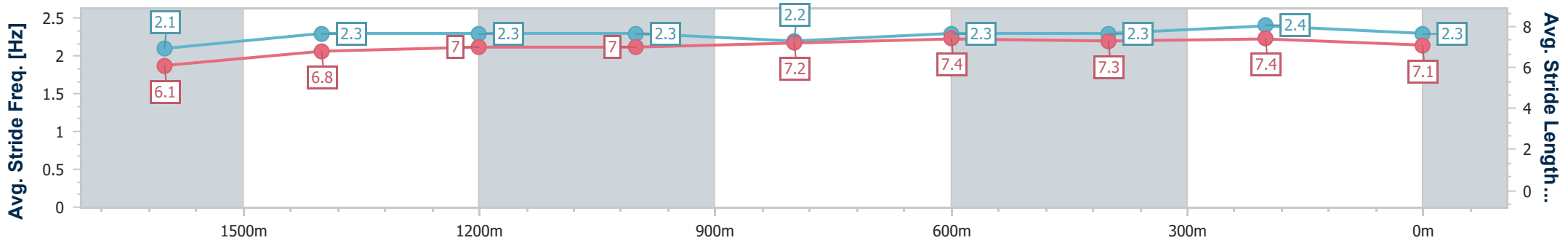
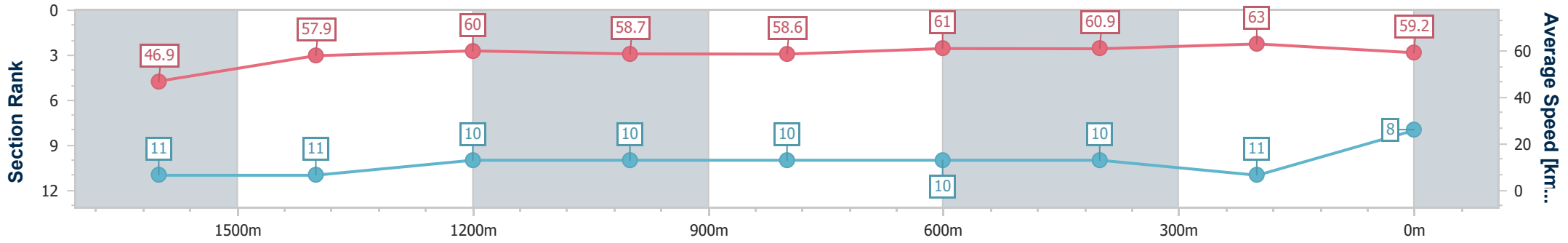
16 August 2023 - 16:03

Track Rating: Good 4, Weather: Fine, Rail Position: +9m Entire Course



BRISBANE RACING CLUB

Section	Overall	1600m	1400m	1200m	1000m	800m	600m	400m	200m			
Section Times	1:55.28 [8] (0:18.97)	1:36.31 [11] (0:12.52)	1:23.79 [11] (0:12.01)	1:11.78 [10] (0:12.28)	0:59.50 [10] (0:12.32)	0:47.18 [10] (0:11.79)	0:35.39 [10] (0:11.78)	0:23.61 [10] (0:11.44)	0:12.17 [11] (0:12.17)			
Average Speed [km/h]	46.9	57.9	60.0	58.7	58.6	61.0	60.9	63.0	59.2			
Top Speed [km/h]	56.3	59.5	60.7	59.9	59.9	62.1	63.2	64.3	60.9			
Avg. Dist. to Rail [m]	4.6	1.5	1.6	1.8	0.7	0.6	0.8	2.7	4.4			
Avg. Stride Freq. [Hz]	2.1	2.3	2.3	2.3	2.2	2.3	2.3	2.4	2.3			
Avg. Stride Length [m]	6.1	6.8	7.0	7.0	7.2	7.4	7.3	7.4	7.1			



- [ ] Ranking at each section and finish
- .-.- No data available at this section
- NA No data available



Horse/Jockey Name	Bay Street
Final Rank	9
Fastest Section Time (Section)	0:11.62 (400m)
Top Speed [km/h] (Section)	64.6 (400m)
Race State	Finished



Eagle Farm QLD Professional  
Race 7: LADBROKES ODDS SURGE BENCHMARK 65  
Handicap - 1845m

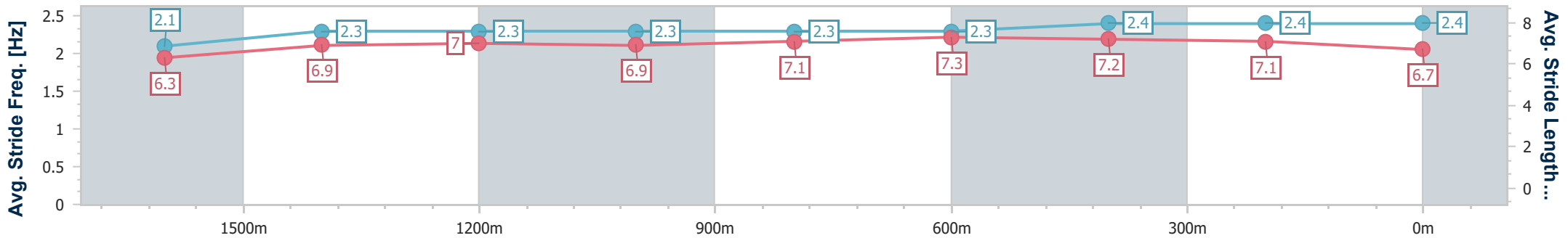
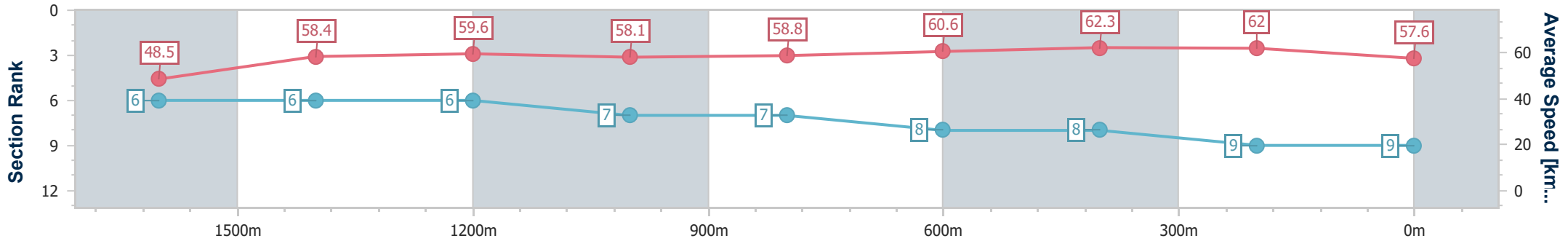
16 August 2023 - 16:03

Track Rating: Good 4, Weather: Fine, Rail Position: +9m Entire Course



BRISBANE RACING CLUB

Section	Overall	1600m	1400m	1200m	1000m	800m	600m	400m	200m			
Section Times	1:55.54 [9] (0:18.34)	1:37.20 [6] (0:12.41)	1:24.79 [6] (0:12.12)	1:12.67 [6] (0:12.42)	1:00.25 [7] (0:12.41)	0:47.84 [7] (0:12.02)	0:35.82 [8] (0:11.68)	0:24.14 [8] (0:11.62)	0:12.52 [9] (0:12.52)			
Average Speed [km/h]	48.5	58.4	59.6	58.1	58.8	60.6	62.3	62.0	57.6			
Top Speed [km/h]	56.7	60.5	60.8	59.1	60.8	63.0	64.2	64.6	60.3			
Avg. Dist. to Rail [m]	3.3	2.7	3.0	3.3	2.9	2.6	2.1	5.8	6.8			
Avg. Stride Freq. [Hz]	2.1	2.3	2.3	2.3	2.3	2.3	2.4	2.4	2.4			
Avg. Stride Length [m]	6.3	6.9	7.0	6.9	7.1	7.3	7.2	7.1	6.7			



- [ ] Ranking at each section and finish
- .-.- No data available at this section
- NA No data available



Horse/Jockey Name	Daultai Tai Panaziz
Final Rank	10
Fastest Section Time (Section)	0:11.78 (400m)
Top Speed [km/h] (Section)	62.2 (400m)
Race State	Finished



Eagle Farm QLD Professional  
Race 7: LADBROKES ODDS SURGE BENCHMARK 65  
Handicap - 1845m

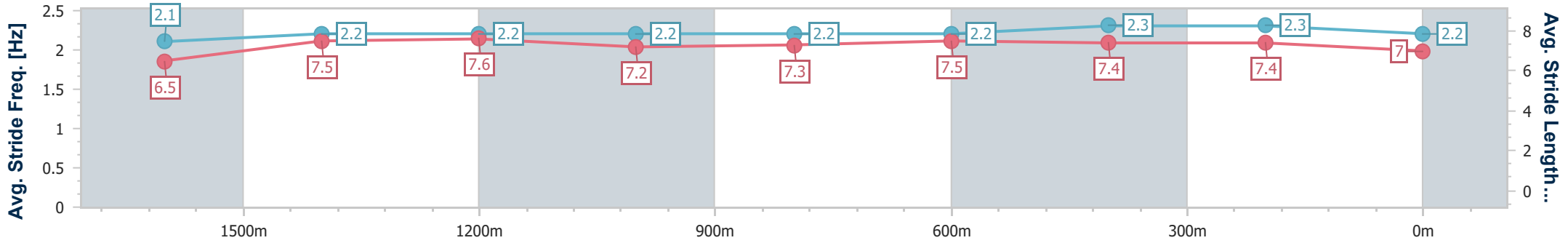
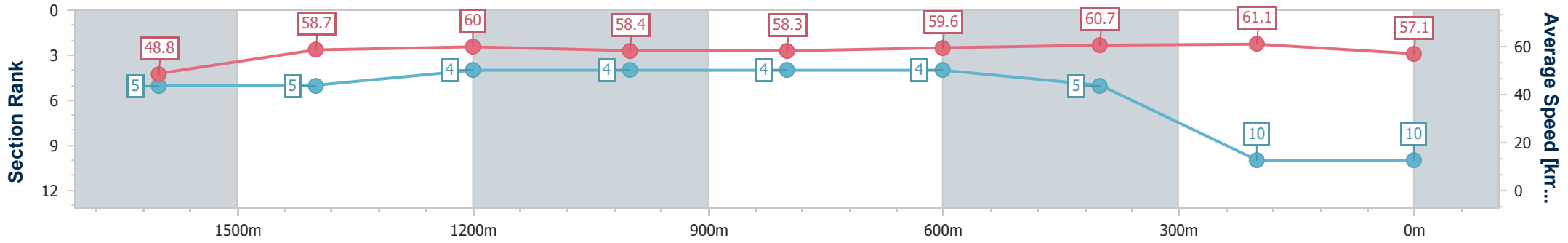
16 August 2023 - 16:03

Track Rating: Good 4, Weather: Fine, Rail Position: +9m Entire Course



BRISBANE RACING CLUB

Section	Overall	1600m	1400m	1200m	1000m	800m	600m	400m	200m
Section Times	1:55.71 [10] (0:18.16)	1:37.55 [5] (0:12.32)	1:25.23 [5] (0:12.03)	1:13.20 [4] (0:12.35)	1:00.85 [4] (0:12.39)	0:48.46 [4] (0:12.14)	0:36.32 [4] (0:11.90)	0:24.42 [5] (0:11.78)	0:12.64 [10] (0:12.64)
Average Speed [km/h]	48.8	58.7	60.0	58.4	58.3	59.6	60.7	61.1	57.1
Top Speed [km/h]	57.2	60.0	61.3	60.4	60.9	60.7	61.9	62.2	60.1
Avg. Dist. to Rail [m]	1.9	1.7	1.5	2.2	1.0	1.1	0.6	2.1	2.2
Avg. Stride Freq. [Hz]	2.1	2.2	2.2	2.2	2.2	2.2	2.3	2.3	2.2
Avg. Stride Length [m]	6.5	7.5	7.6	7.2	7.3	7.5	7.4	7.4	7.0



- [ ] Ranking at each section and finish
- .-.- No data available at this section
- NA No data available



Horse/Jockey Name	Luvyouanytime
Final Rank	11
Fastest Section Time (Section)	0:11.82 (400m)
Top Speed [km/h] (Section)	62.6 (400m)
Race State	Finished



Eagle Farm QLD Professional  
Race 7: LADBROKES ODDS SURGE BENCHMARK 65  
Handicap - 1845m

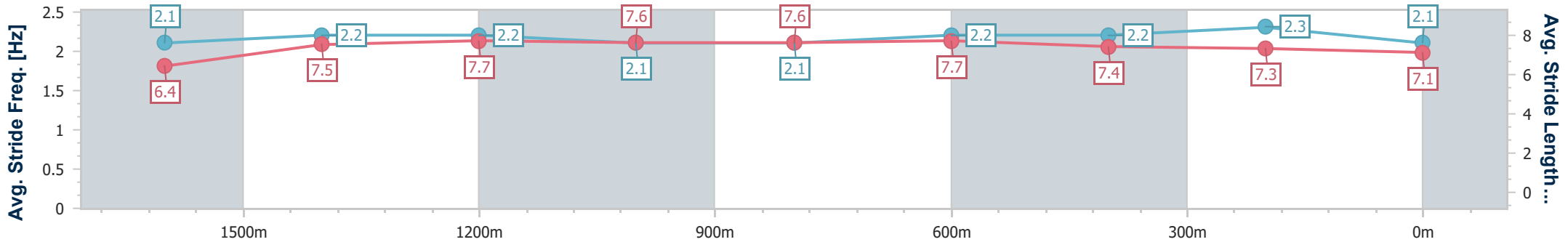
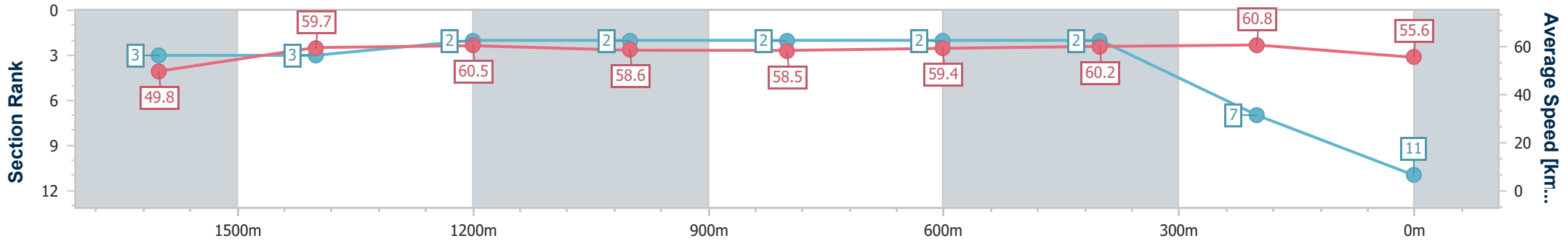
16 August 2023 - 16:03

Track Rating: Good 4, Weather: Fine, Rail Position: +9m Entire Course



BRISBANE  
RACING CLUB

Section	Overall	1600m	1400m	1200m	1000m	800m	600m	400m	200m				
Section Times	1:55.94 [11] (0:18.07)	1:37.87 [3] (0:12.22)	1:25.65 [3] (0:11.92)	1:13.73 [2] (0:12.33)	1:01.40 [2] (0:12.40)	0:49.00 [2] (0:12.16)	0:36.84 [2] (0:12.04)	0:24.80 [2] (0:11.82)	0:12.98 [7] (0:12.98)				
Average Speed [km/h]	49.8	59.7	60.5	58.6	58.5	59.4	60.2	60.8	55.6				
Top Speed [km/h]	59.2	61.6	61.7	59.5	60.1	60.1	61.0	62.6	59.1				
Avg. Dist. to Rail [m]	6.6	4.2	3.9	2.8	1.5	0.8	1.1	2.6	3.8				
Avg. Stride Freq. [Hz]	2.1	2.2	2.2	2.1	2.1	2.2	2.2	2.3	2.1				
Avg. Stride Length [m]	6.4	7.5	7.7	7.6	7.6	7.7	7.4	7.3	7.1				



- [ ] Ranking at each section and finish
- .-.- No data available at this section
- NA No data available