



Eagle Farm QLD Professional

Race 8: XXXX GOLD BENCHMARK 68 Handicap - 1200m

16 August 2023 - 16:42



BRISBANE
RACING CLUB

Track Rating: Good 4, Weather: Fine, Rail Position: +9m Entire Course

Section												Last 600m	
Field Times		Overall	1000m	800m	600m	400m	200m						0:34.84
		1:10.67 (0:13.64)	0:57.03 (0:11.12)	0:45.91 (0:11.07)	0:34.84 (0:11.15)	0:23.69 (0:11.37)	0:12.32 (0:12.32)						
Rank	TAB Horse/Jockey	Barrier	Top Speed [km/h]	Fastest Section								Margin	Distance Travelled [m]
1	17 APRIL IN AUGUSTA Cejay Graham	1	67.6 800m	0:11.05 1000m	1:10.67 [1] (0:13.99)	0:56.68 [5] (0:11.05)	0:45.63 [4] (0:11.09)	0:34.54 [3] (0:11.10)	0:23.44 [4] (0:11.24)	0:12.20 [3] (0:12.20)	1:10.67	0:34.54	
2	11 SADDLE BOY Dan McGillivray	10	68.6 Overall	0:11.07 800m	1:10.73 [2] (0:13.64)	0:57.09 [1] (0:11.12)	0:45.97 [1] (0:11.07)	0:34.90 [1] (0:11.15)	0:23.75 [1] (0:11.40)	0:12.35 [2] (0:12.35)	0.35L	0:34.90	-5
3	10 JUBAI PRIDE Melea Castle	7	67.3 1000m	0:10.93 1000m	1:10.98 [3] (0:14.76)	0:56.22 [11] (0:10.93)	0:45.29 [11] (0:11.16)	0:34.13 [11] (0:11.13)	0:23.00 [10] (0:11.09)	0:11.91 [8] (0:11.91)	1.86L	0:34.13	-3
4	1 READY FOR ANYTHING Andrew Mallyon	2	66.6 1000m	0:11.00 600m	1:11.02 [4] (0:14.02)	0:57.00 [6] (0:11.09)	0:45.91 [5] (0:11.10)	0:34.81 [4] (0:11.00)	0:23.81 [3] (0:11.36)	0:12.45 [4] (0:12.45)	2.06L	0:34.81	-2
5	13 ALPHA GO Justin Huxtable	6	67.0 800m	0:10.99 600m	1:11.06 [5] (0:14.27)	0:56.79 [7] (0:11.18)	0:45.61 [8] (0:11.00)	0:34.61 [7] (0:10.99)	0:23.62 [5] (0:11.24)	0:12.38 [5] (0:12.38)	2.31L	0:34.61	-5
6	3 ORLABENT Michael Cahill	3	68.2 800m	0:10.92 800m	1:11.23 [6] (0:13.81)	0:57.42 [3] (0:11.11)	0:46.31 [3] (0:10.92)	0:35.39 [2] (0:11.18)	0:24.21 [2] (0:11.33)	0:12.88 [1] (0:12.88)	3.3L	0:35.39	+1
7	9 TENZING James Orman	17	68.0 400m	0:11.01 800m	1:11.29 [7] (0:14.79)	0:56.50 [12] (0:11.05)	0:45.45 [12] (0:11.01)	0:34.44 [12] (0:11.22)	0:23.22 [12] (0:11.04)	0:12.18 [9] (0:12.18)	3.64L	0:34.44	+1
8	16 YASMEEN Damien Thornton	12	66.6 1000m	0:11.03 1000m	1:11.32 [8] (0:14.57)	0:56.75 [10] (0:11.03)	0:45.72 [9] (0:11.07)	0:34.65 [8] (0:11.05)	0:23.60 [7] (0:11.22)	0:12.38 [6] (0:12.38)	3.85L	0:34.65	+0
9	12 SHADOW OF TIME Sean Cormack	4	66.8 1000m	0:11.09 1000m	1:11.35 [9] (0:14.32)	0:57.03 [8] (0:11.09)	0:45.94 [7] (0:11.26)	0:34.68 [9] (0:11.18)	0:23.50 [9] (0:11.27)	0:12.23 [10] (0:12.23)	4L	0:34.68	-2
10	7 EXPECTANT Georgina Cartwright	5	66.7 800m	0:11.13 1000m	1:11.40 [10] (0:14.55)	0:56.85 [9] (0:11.13)	0:45.72 [10] (0:11.14)	0:34.58 [10] (0:11.25)	0:23.33 [11] (0:11.19)	0:12.14 [12] (0:12.14)	4.29L	0:34.58	-5

Scratched: Vetta Velocita (#4), Hang Five (#8), Baldassare (#14), Tigertude (#18), Roconono (#15), Brocky (#2)



Eagle Farm QLD Professional

Race 8: XXXX GOLD BENCHMARK 68 Handicap - 1200m

16 August 2023 - 16:42



BRISBANE
RACING CLUB

Track Rating: Good 4, Weather: Fine, Rail Position: +9m Entire Course

Section	Overall	1000m	800m	600m	400m	200m	Last 600m
Field Times	1:10.67 (0:13.64)	0:57.03 (0:11.12)	0:45.91 (0:11.07)	0:34.84 (0:11.15)	0:23.69 (0:11.37)	0:12.32 (0:12.32)	0:34.84

Rank	TAB	Horse/Jockey	Barrier	Top Speed [km/h]	Fastest Section	Overall	1000m	800m	600m	400m	200m	Margin	Distance Travelled [m]	
11	6	CRACKER ESSGEE	13	66.6	0:11.23	1:11.61 [11]	0:57.65 [4]	0:46.41 [6]	0:35.18 [6]	0:23.92 [6]	0:12.56 [7]	5.55L	0:35.18	+6
		Mark Du Plessis		1000m	800m	(0:13.96)	(0:11.24)	(0:11.23)	(0:11.26)	(0:11.36)	(0:12.56)			
12	5	BOHO BEAUTY	15	68.4	0:11.21	1:11.76 [12]	0:58.10 [2]	0:46.89 [2]	0:35.46 [5]	0:24.03 [8]	0:12.53 [11]	6.41L	0:35.46	+5
		Bailey Wheeler		1000m	1000m	(0:13.66)	(0:11.21)	(0:11.43)	(0:11.43)	(0:11.50)	(0:12.53)			

Scratched: Vetta Velocita (#4), Hang Five (#8), Baldassare (#14), Tigertude (#18), Roconono (#15), Brocky (#2)



Horse/Jockey Name	April In Augusta
Final Rank	1
Fastest Section Time (Section)	0:11.05 (1000m)
Top Speed [km/h] (Section)	67.6 (800m)
Race State	Finished



Eagle Farm QLD Professional

Race 8: XXXX GOLD BENCHMARK 68 Handicap - 1200m

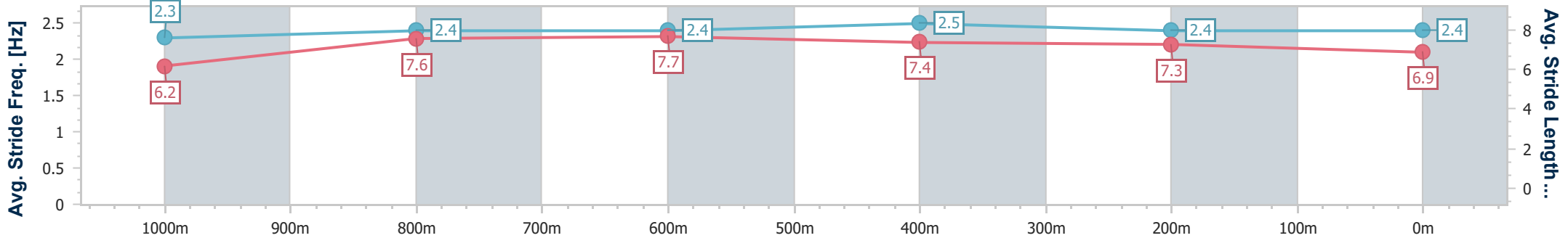
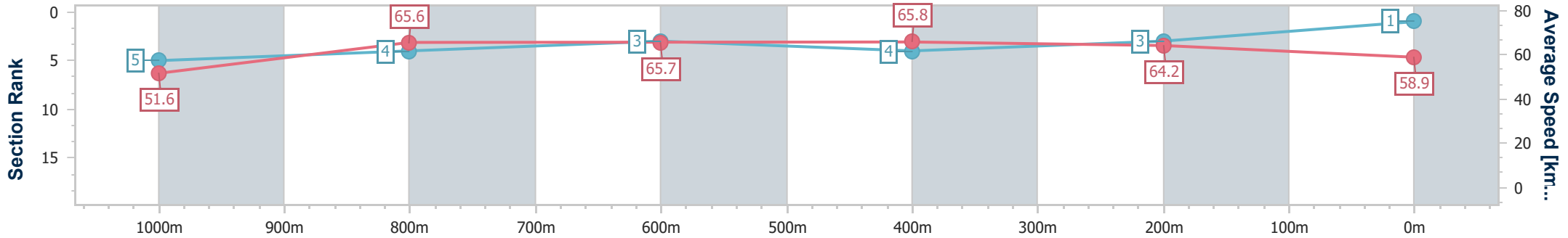
16 August 2023 - 16:42

Track Rating: Good 4, Weather: Fine, Rail Position: +9m Entire Course



BRISBANE RACING CLUB

Section	Overall	1000m	800m	600m	400m	200m
Section Times	1:10.67 [1] (0:13.99)	0:56.68 [5] (0:11.05)	0:45.63 [4] (0:11.09)	0:34.54 [3] (0:11.10)	0:23.44 [4] (0:11.24)	0:12.20 [3] (0:12.20)
Average Speed [km/h]	51.6	65.6	65.7	65.8	64.2	58.9
Top Speed [km/h]	66.5	66.8	67.6	66.7	66.0	63.9
Avg. Dist. to Rail [m]	0.7	1.8	2.6	3.3	3.3	2.4
Avg. Stride Freq. [Hz]	2.3	2.4	2.4	2.5	2.4	2.4
Avg. Stride Length [m]	6.2	7.6	7.7	7.4	7.3	6.9



- [] Ranking at each section and finish
- .-.- No data available at this section
- NA No data available



Horse/Jockey Name	Saddle Boy
Final Rank	2
Fastest Section Time (Section)	0:11.07 (800m)
Top Speed [km/h] (Section)	68.6 (Overall)
Race State	Finished



Eagle Farm QLD Professional

Race 8: XXXX GOLD BENCHMARK 68 Handicap - 1200m

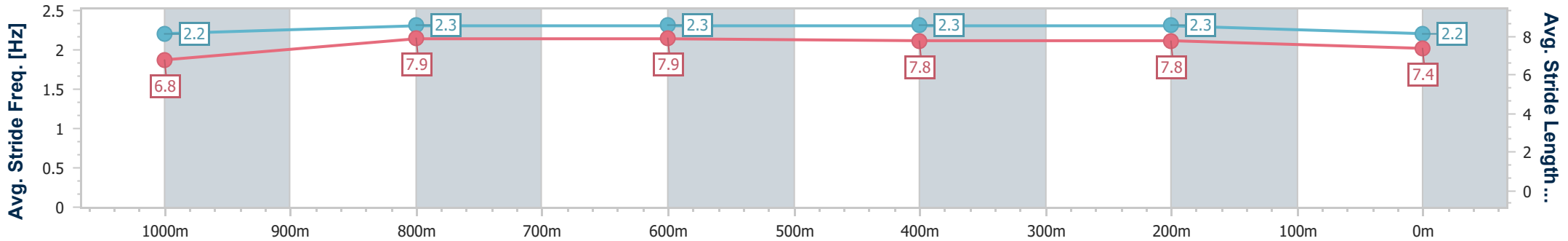
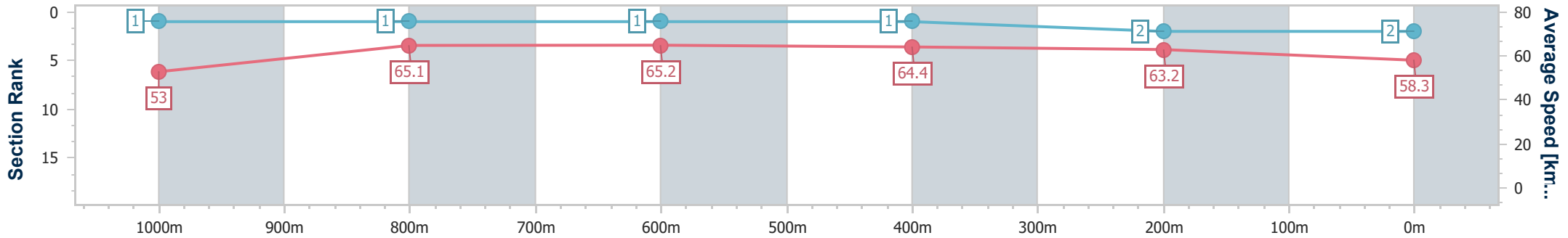
16 August 2023 - 16:42

Track Rating: Good 4, Weather: Fine, Rail Position: +9m Entire Course



BRISBANE RACING CLUB

Section	Overall	1000m	800m	600m	400m	200m
Section Times	1:10.73 [2] (0:13.64)	0:57.09 [1] (0:11.12)	0:45.97 [1] (0:11.07)	0:34.90 [1] (0:11.15)	0:23.75 [1] (0:11.40)	0:12.35 [2] (0:12.35)
Average Speed [km/h]	53.0	65.1	65.2	64.4	63.2	58.3
Top Speed [km/h]	68.6	67.4	66.5	65.4	64.8	61.6
Avg. Dist. to Rail [m]	5.2	1.4	0.5	0.9	0.3	0.4
Avg. Stride Freq. [Hz]	2.2	2.3	2.3	2.3	2.3	2.2
Avg. Stride Length [m]	6.8	7.9	7.9	7.8	7.8	7.4



- [] Ranking at each section and finish
- .-.- No data available at this section
- NA No data available



Horse/Jockey Name	Jubai Pride
Final Rank	3
Fastest Section Time (Section)	0:10.93 (1000m)
Top Speed [km/h] (Section)	67.3 (1000m)
Race State	Finished



Eagle Farm QLD Professional

Race 8: XXXX GOLD BENCHMARK 68 Handicap - 1200m

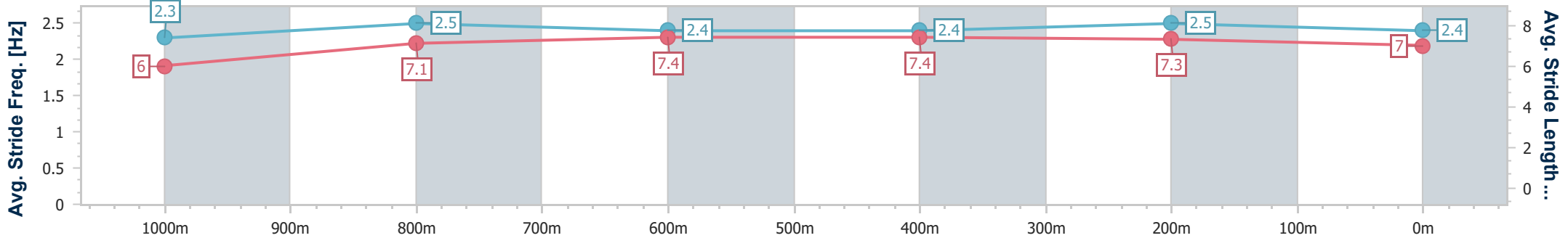
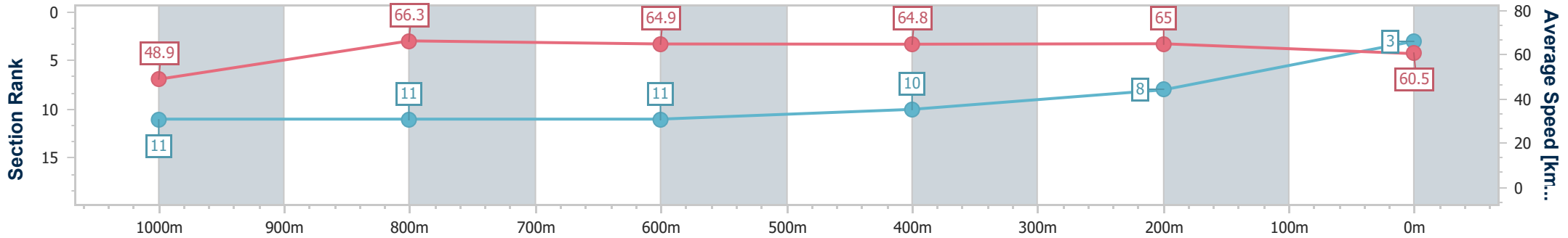
16 August 2023 - 16:42

Track Rating: Good 4, Weather: Fine, Rail Position: +9m Entire Course



BRISBANE RACING CLUB

Section	Overall	1000m	800m	600m	400m	200m
Section Times	1:10.98 [3] (0:14.76)	0:56.22 [11] (0:10.93)	0:45.29 [11] (0:11.16)	0:34.13 [11] (0:11.13)	0:23.00 [10] (0:11.09)	0:11.91 [8] (0:11.91)
Average Speed [km/h]	48.9	66.3	64.9	64.8	65.0	60.5
Top Speed [km/h]	63.8	67.3	66.8	65.5	65.9	63.2
Avg. Dist. to Rail [m]	3.8	1.4	1.2	0.6	1.4	2.0
Avg. Stride Freq. [Hz]	2.3	2.5	2.4	2.4	2.5	2.4
Avg. Stride Length [m]	6.0	7.1	7.4	7.4	7.3	7.0



- [] Ranking at each section and finish
- .-.- No data available at this section
- NA No data available



Horse/Jockey Name	Ready For Anything
Final Rank	4
Fastest Section Time (Section)	0:11.00 (600m)
Top Speed [km/h] (Section)	66.6 (1000m)
Race State	Finished



Eagle Farm QLD Professional

Race 8: XXXX GOLD BENCHMARK 68 Handicap - 1200m

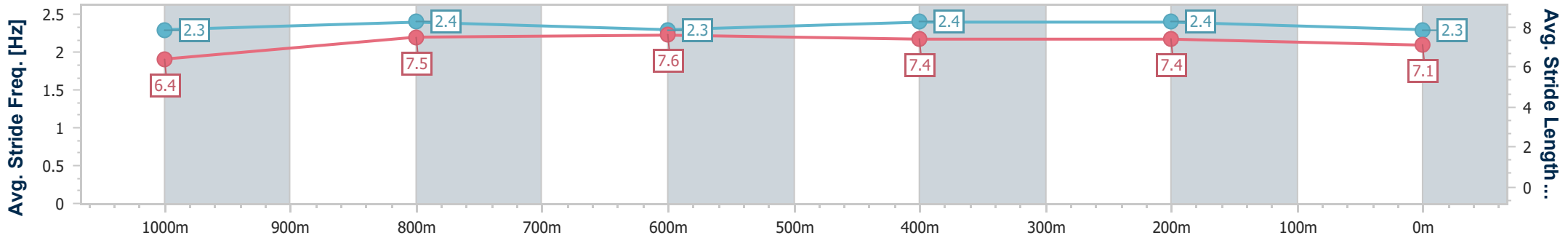
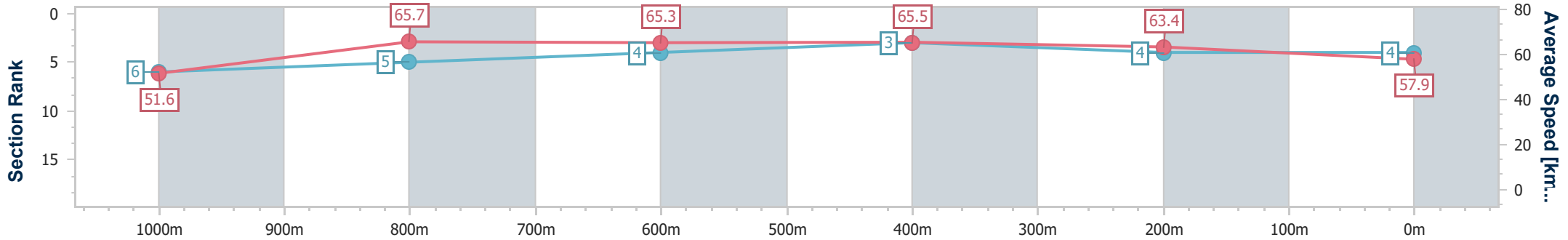
16 August 2023 - 16:42

Track Rating: Good 4, Weather: Fine, Rail Position: +9m Entire Course



BRISBANE RACING CLUB

Section	Overall	1000m	800m	600m	400m	200m
Section Times	1:11.02 [4] (0:14.02)	0:57.00 [6] (0:11.09)	0:45.91 [5] (0:11.10)	0:34.81 [4] (0:11.00)	0:23.81 [3] (0:11.36)	0:12.45 [4] (0:12.45)
Average Speed [km/h]	51.6	65.7	65.3	65.5	63.4	57.9
Top Speed [km/h]	65.8	66.6	66.0	66.2	64.8	60.7
Avg. Dist. to Rail [m]	1.6	2.9	1.3	0.5	2.4	2.8
Avg. Stride Freq. [Hz]	2.3	2.4	2.3	2.4	2.4	2.3
Avg. Stride Length [m]	6.4	7.5	7.6	7.4	7.4	7.1



- [] Ranking at each section and finish
- .-.- No data available at this section
- NA No data available



Horse/Jockey Name	Alpha Go
Final Rank	5
Fastest Section Time (Section)	0:10.99 (600m)
Top Speed [km/h] (Section)	67.0 (800m)
Race State	Finished



Eagle Farm QLD Professional

Race 8: XXXX GOLD BENCHMARK 68 Handicap - 1200m

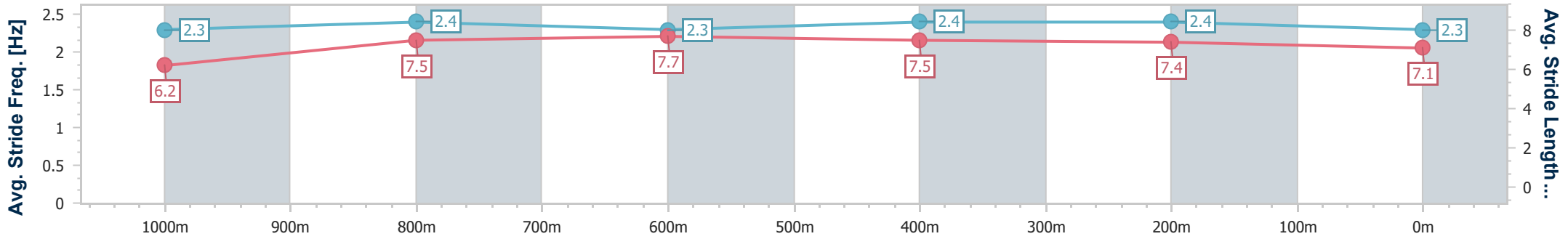
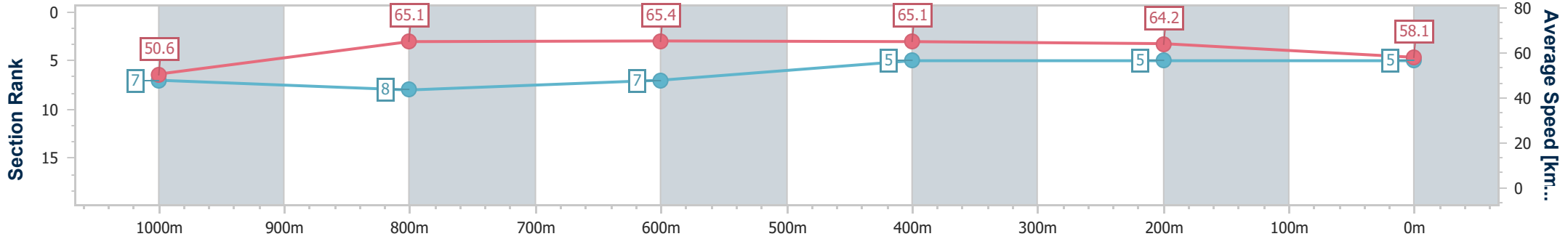
16 August 2023 - 16:42

Track Rating: Good 4, Weather: Fine, Rail Position: +9m Entire Course



BRISBANE RACING CLUB

Section	Overall	1000m	800m	600m	400m	200m
Section Times	1:11.06 [5] (0:14.27)	0:56.79 [7] (0:11.18)	0:45.61 [8] (0:11.00)	0:34.61 [7] (0:10.99)	0:23.62 [5] (0:11.24)	0:12.38 [5] (0:12.38)
Average Speed [km/h]	50.6	65.1	65.4	65.1	64.2	58.1
Top Speed [km/h]	64.8	66.8	67.0	66.3	66.5	61.6
Avg. Dist. to Rail [m]	3.5	2.4	0.5	1.1	0.9	2.0
Avg. Stride Freq. [Hz]	2.3	2.4	2.3	2.4	2.4	2.3
Avg. Stride Length [m]	6.2	7.5	7.7	7.5	7.4	7.1



- [] Ranking at each section and finish
- .-.- No data available at this section
- NA No data available



Horse/Jockey Name	Orlabent
Final Rank	6
Fastest Section Time (Section)	0:10.92 (800m)
Top Speed [km/h] (Section)	68.2 (800m)
Race State	Finished



Eagle Farm QLD Professional

Race 8: XXXX GOLD BENCHMARK 68 Handicap - 1200m

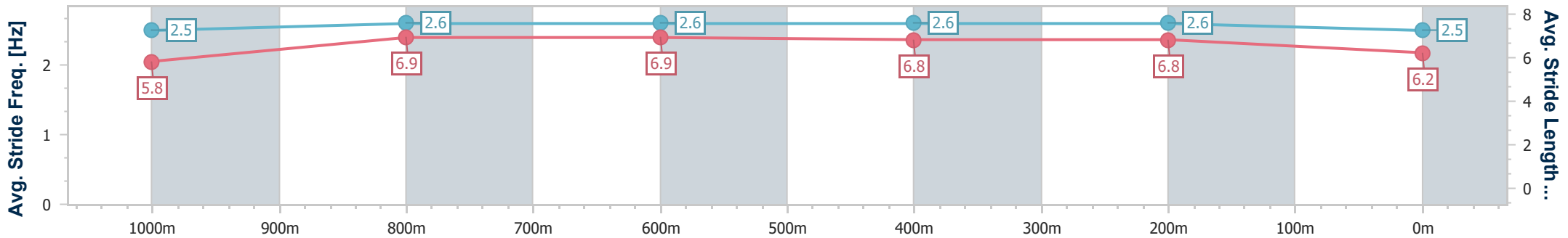
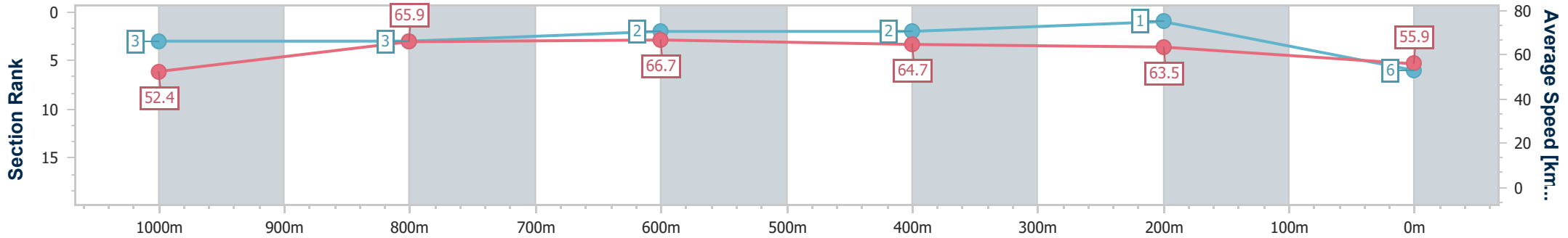
16 August 2023 - 16:42

Track Rating: Good 4, Weather: Fine, Rail Position: +9m Entire Course



BRISBANE RACING CLUB

Section	Overall	1000m	800m	600m	400m	200m
Section Times	1:11.23 [6] (0:13.81)	0:57.42 [3] (0:11.11)	0:46.31 [3] (0:10.92)	0:35.39 [2] (0:11.18)	0:24.21 [2] (0:11.33)	0:12.88 [1] (0:12.88)
Average Speed [km/h]	52.4	65.9	66.7	64.7	63.5	55.9
Top Speed [km/h]	66.7	67.1	68.2	65.8	65.3	60.8
Avg. Dist. to Rail [m]	3.0	3.9	2.7	0.9	2.1	3.3
Avg. Stride Freq. [Hz]	2.5	2.6	2.6	2.6	2.6	2.5
Avg. Stride Length [m]	5.8	6.9	6.9	6.8	6.8	6.2



- [] Ranking at each section and finish
- .-.- No data available at this section
- NA No data available



Horse/Jockey Name	Tenzing
Final Rank	7
Fastest Section Time (Section)	0:11.01 (800m)
Top Speed [km/h] (Section)	68.0 (400m)
Race State	Finished



Eagle Farm QLD Professional

Race 8: XXXX GOLD BENCHMARK 68 Handicap - 1200m

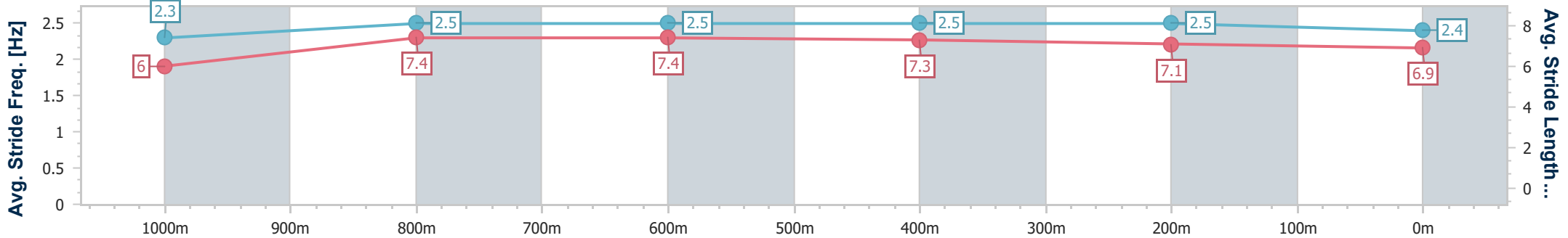
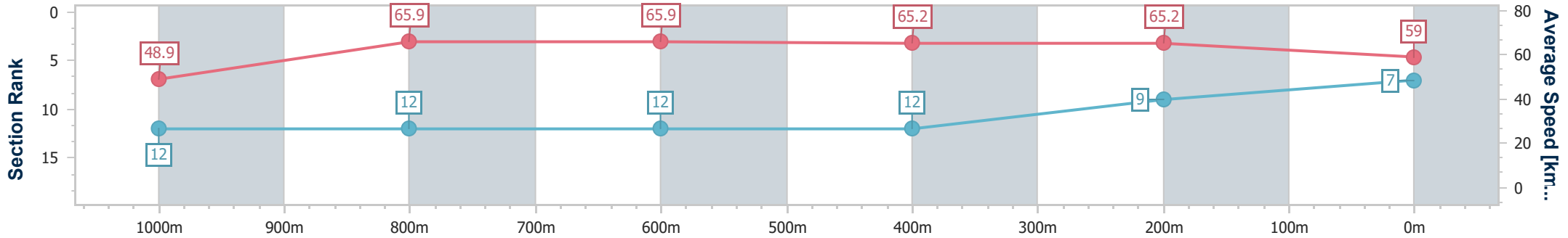
16 August 2023 - 16:42

Track Rating: Good 4, Weather: Fine, Rail Position: +9m Entire Course



BRISBANE RACING CLUB

Section	Overall	1000m	800m	600m	400m	200m
Section Times	1:11.29 [7] (0:14.79)	0:56.50 [12] (0:11.05)	0:45.45 [12] (0:11.01)	0:34.44 [12] (0:11.22)	0:23.22 [12] (0:11.04)	0:12.18 [9] (0:12.18)
Average Speed [km/h]	48.9	65.9	65.9	65.2	65.2	59.0
Top Speed [km/h]	65.2	66.8	67.2	68.0	68.0	62.9
Avg. Dist. to Rail [m]	6.5	2.7	1.8	3.2	7.4	7.1
Avg. Stride Freq. [Hz]	2.3	2.5	2.5	2.5	2.5	2.4
Avg. Stride Length [m]	6.0	7.4	7.4	7.3	7.1	6.9



- [] Ranking at each section and finish
- .-.- No data available at this section
- NA No data available



Horse/Jockey Name	Yasmeen
Final Rank	8
Fastest Section Time (Section)	0:11.03 (1000m)
Top Speed [km/h] (Section)	66.6 (1000m)
Race State	Finished



Eagle Farm QLD Professional

Race 8: XXXX GOLD BENCHMARK 68 Handicap - 1200m

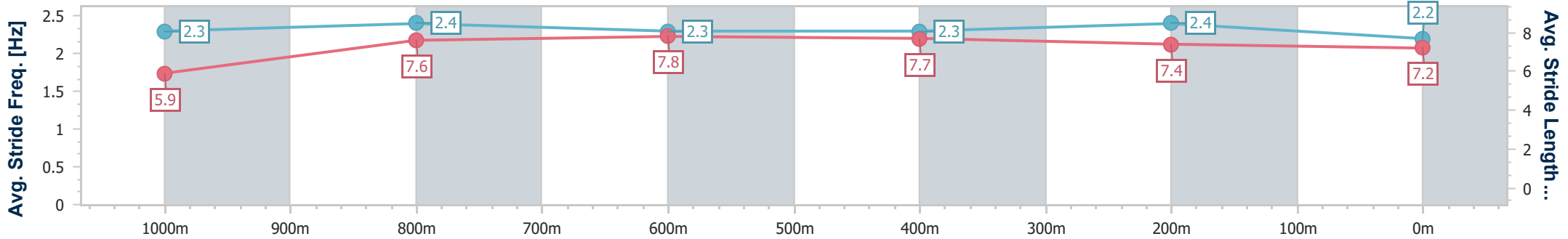
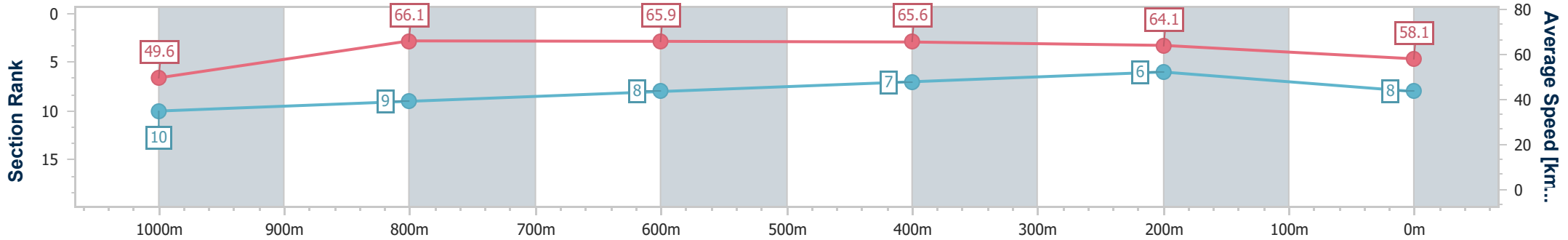
16 August 2023 - 16:42

Track Rating: Good 4, Weather: Fine, Rail Position: +9m Entire Course



BRISBANE RACING CLUB

Section	Overall	1000m	800m	600m	400m	200m
Section Times	1:11.32 [8] (0:14.57)	0:56.75 [10] (0:11.03)	0:45.72 [9] (0:11.07)	0:34.65 [8] (0:11.05)	0:23.60 [7] (0:11.22)	0:12.38 [6] (0:12.38)
Average Speed [km/h]	49.6	66.1	65.9	65.6	64.1	58.1
Top Speed [km/h]	64.6	66.6	66.6	66.4	65.5	62.7
Avg. Dist. to Rail [m]	5.5	2.4	2.6	1.6	3.5	3.8
Avg. Stride Freq. [Hz]	2.3	2.4	2.3	2.3	2.4	2.2
Avg. Stride Length [m]	5.9	7.6	7.8	7.7	7.4	7.2



- [] Ranking at each section and finish
- .-.- No data available at this section
- NA No data available



Horse/Jockey Name	Shadow Of Time
Final Rank	9
Fastest Section Time (Section)	0:11.09 (1000m)
Top Speed [km/h] (Section)	66.8 (1000m)
Race State	Finished



Eagle Farm QLD Professional

Race 8: XXXX GOLD BENCHMARK 68 Handicap - 1200m

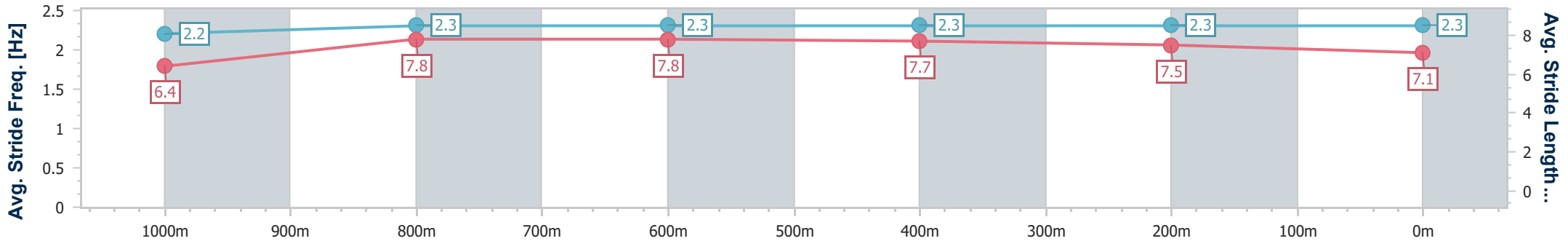
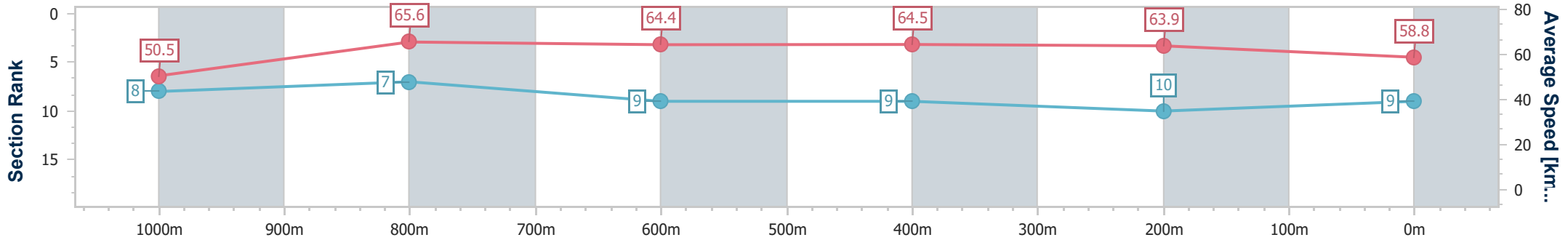
16 August 2023 - 16:42

Track Rating: Good 4, Weather: Fine, Rail Position: +9m Entire Course



BRISBANE RACING CLUB

Section	Overall	1000m	800m	600m	400m	200m
Section Times	1:11.35 [9] (0:14.32)	0:57.03 [8] (0:11.09)	0:45.94 [7] (0:11.26)	0:34.68 [9] (0:11.18)	0:23.50 [9] (0:11.27)	0:12.23 [10] (0:12.23)
Average Speed [km/h]	50.5	65.6	64.4	64.5	63.9	58.8
Top Speed [km/h]	64.0	66.8	65.4	65.6	65.2	62.1
Avg. Dist. to Rail [m]	2.7	2.2	1.6	0.6	2.9	2.3
Avg. Stride Freq. [Hz]	2.2	2.3	2.3	2.3	2.3	2.3
Avg. Stride Length [m]	6.4	7.8	7.8	7.7	7.5	7.1



- [] Ranking at each section and finish
- .-.- No data available at this section
- NA No data available



Horse/Jockey Name	Expectant
Final Rank	10
Fastest Section Time (Section)	0:11.13 (1000m)
Top Speed [km/h] (Section)	66.7 (800m)
Race State	Finished



Eagle Farm QLD Professional

Race 8: XXXX GOLD BENCHMARK 68 Handicap - 1200m

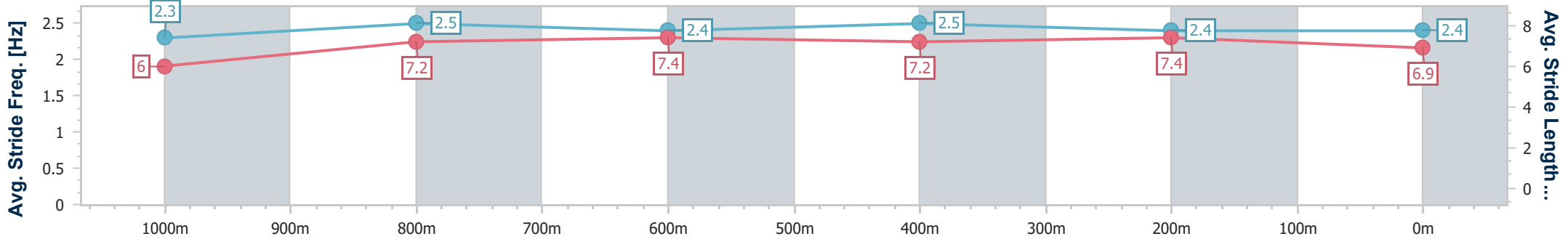
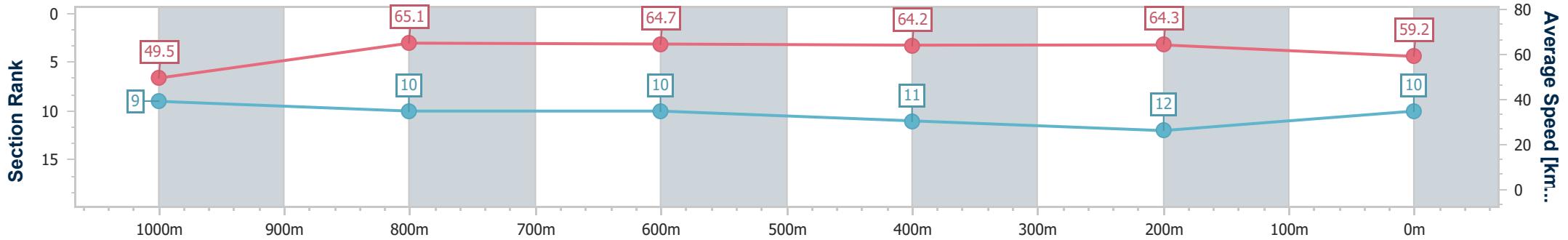
16 August 2023 - 16:42

Track Rating: Good 4, Weather: Fine, Rail Position: +9m Entire Course



BRISBANE RACING CLUB

Section	Overall	1000m	800m	600m	400m	200m
Section Times	1:11.40 [10] (0:14.55)	0:56.85 [9] (0:11.13)	0:45.72 [10] (0:11.14)	0:34.58 [10] (0:11.25)	0:23.33 [11] (0:11.19)	0:12.14 [12] (0:12.14)
Average Speed [km/h]	49.5	65.1	64.7	64.2	64.3	59.2
Top Speed [km/h]	63.3	66.5	66.7	65.8	65.8	62.4
Avg. Dist. to Rail [m]	2.9	1.4	0.5	0.7	2.1	0.9
Avg. Stride Freq. [Hz]	2.3	2.5	2.4	2.5	2.4	2.4
Avg. Stride Length [m]	6.0	7.2	7.4	7.2	7.4	6.9



- [] Ranking at each section and finish
- .-.- No data available at this section
- NA No data available



Horse/Jockey Name	Cracker Essgee
Final Rank	11
Fastest Section Time (Section)	0:11.23 (800m)
Top Speed [km/h] (Section)	66.6 (1000m)
Race State	Finished



Eagle Farm QLD Professional

Race 8: XXXX GOLD BENCHMARK 68 Handicap - 1200m

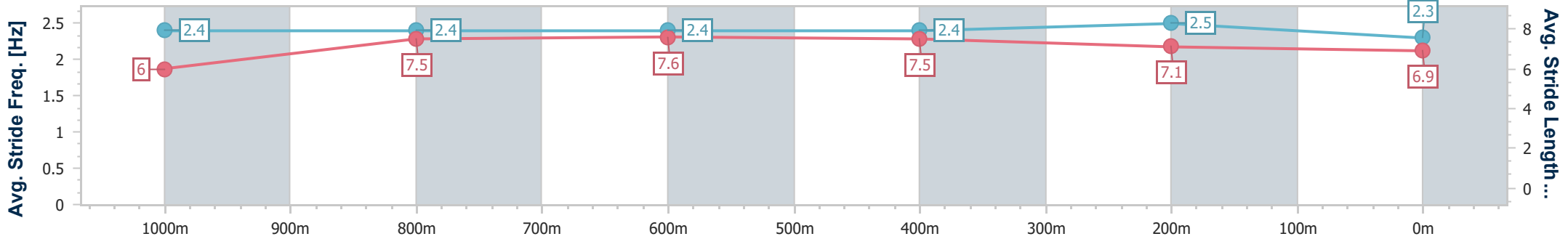
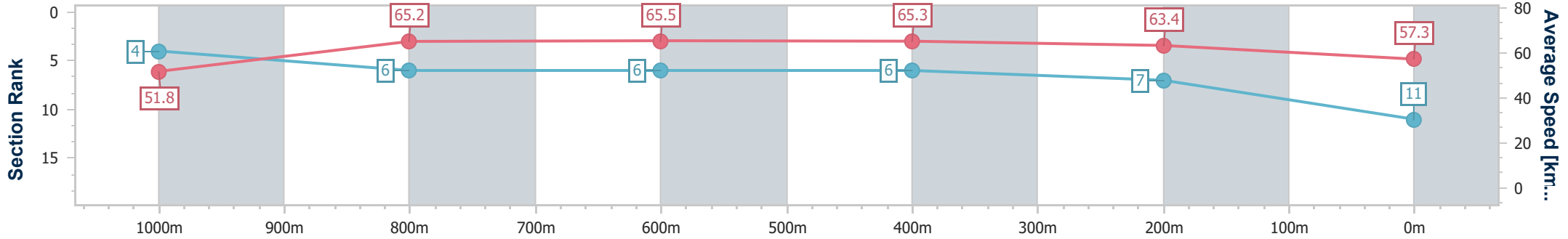
16 August 2023 - 16:42

Track Rating: Good 4, Weather: Fine, Rail Position: +9m Entire Course



BRISBANE RACING CLUB

Section	Overall	1000m	800m	600m	400m	200m
Section Times	1:11.61 [11] (0:13.96)	0:57.65 [4] (0:11.24)	0:46.41 [6] (0:11.23)	0:35.18 [6] (0:11.26)	0:23.92 [6] (0:11.36)	0:12.56 [7] (0:12.56)
Average Speed [km/h]	51.8	65.2	65.5	65.3	63.4	57.3
Top Speed [km/h]	64.6	66.6	66.4	66.0	64.5	62.2
Avg. Dist. to Rail [m]	7.0	3.7	4.5	5.0	6.6	6.1
Avg. Stride Freq. [Hz]	2.4	2.4	2.4	2.4	2.5	2.3
Avg. Stride Length [m]	6.0	7.5	7.6	7.5	7.1	6.9



- [] Ranking at each section and finish
- .-.- No data available at this section
- NA No data available



Horse/Jockey Name	Boho Beauty
Final Rank	12
Fastest Section Time (Section)	0:11.21 (1000m)
Top Speed [km/h] (Section)	68.4 (1000m)
Race State	Finished



Eagle Farm QLD Professional

Race 8: XXXX GOLD BENCHMARK 68 Handicap - 1200m

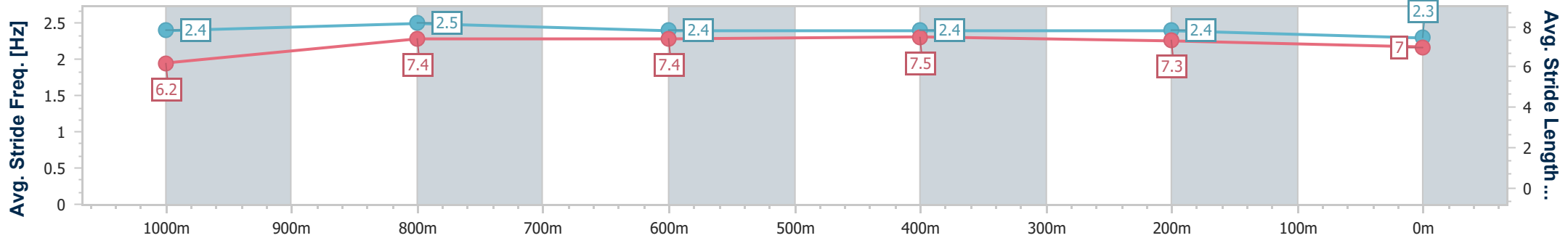
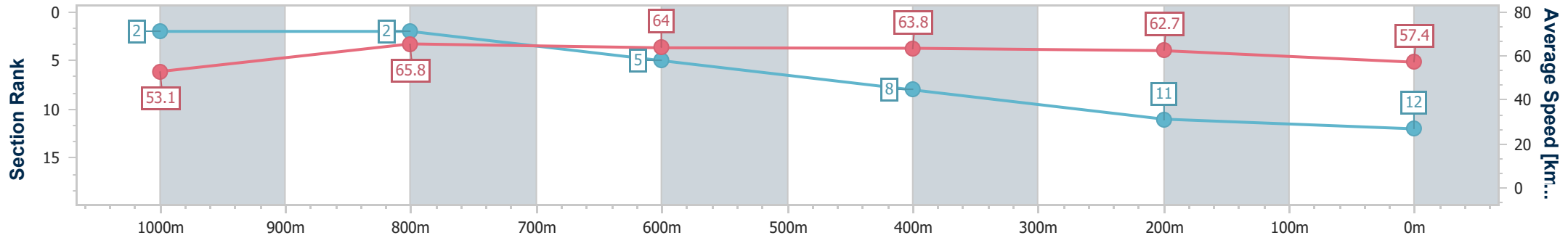
16 August 2023 - 16:42

Track Rating: Good 4, Weather: Fine, Rail Position: +9m Entire Course



BRISBANE RACING CLUB

Section	Overall	1000m	800m	600m	400m	200m
Section Times	1:11.76 [12] (0:13.66)	0:58.10 [2] (0:11.21)	0:46.89 [2] (0:11.43)	0:35.46 [5] (0:11.43)	0:24.03 [8] (0:11.50)	0:12.53 [11] (0:12.53)
Average Speed [km/h]	53.1	65.8	64.0	63.8	62.7	57.4
Top Speed [km/h]	67.9	68.4	64.9	64.7	64.1	60.5
Avg. Dist. to Rail [m]	8.4	5.2	3.4	2.7	4.1	3.4
Avg. Stride Freq. [Hz]	2.4	2.5	2.4	2.4	2.4	2.3
Avg. Stride Length [m]	6.2	7.4	7.4	7.5	7.3	7.0



- [] Ranking at each section and finish
- .-.- No data available at this section
- NA No data available