



Toowoomba QLD Professional

Race 5: LAWRENCE & HANSON BENCHMARK 70 Handicap - 1100m

19 August 2023 - 19:50



Track Rating: Good 4, Weather: Fine, Rail Position: +2m Entire

Section		Overall	1000m	800m	600m	400m	200m	Last 600m						
Field Times		1:07.00 (0:08.29)	0:58.71 (0:11.31)	0:47.40 (0:11.73)	0:35.67 (0:11.81)	0:23.86 (0:11.62)	0:12.24 (0:12.24)	0:35.67						
Rank	TAB	Horse/Jockey	Barrier	Top Speed [km/h]	Fastest Section							Margin	Distance Travelled [m]	
1	2	MR VISTA Dale Smith	6	65.6 1000m	0:08.53 Overall	1:07.00 [1] (0:08.53)	0:58.47 [4] (0:11.47)	0:47.00 [4] (0:11.60)	0:35.40 [4] (0:11.56)	0:23.84 [2] (0:11.69)	0:12.15 [2] (0:12.15)	1:07.00	0:35.40	
2	3	THIS IS ONE Anthony Allen	3	64.8 1000m	0:08.29 Overall	1:07.11 [2] (0:08.29)	0:58.82 [1] (0:11.31)	0:47.51 [1] (0:11.73)	0:35.78 [1] (0:11.81)	0:23.97 [1] (0:11.62)	0:12.35 [1] (0:12.35)	0.5L	0:35.78	-5
3	1	MISS BARTY Dan McGillivray	5	65.2 1000m	0:08.35 Overall	1:07.22 [3] (0:08.35)	0:58.87 [3] (0:11.48)	0:47.39 [3] (0:11.66)	0:35.73 [2] (0:11.95)	0:23.78 [4] (0:11.75)	0:12.03 [4] (0:12.03)	1L	0:35.73	-3
4	4	UNCLE BUD Kenji Yoshida	1	64.9 1000m	0:08.31 Overall	1:07.44 [4] (0:08.31)	0:59.13 [2] (0:11.45)	0:47.68 [2] (0:11.74)	0:35.94 [3] (0:11.92)	0:24.02 [3] (0:11.76)	0:12.26 [3] (0:12.26)	2.3L	0:35.94	-4
5	5	MYGIRLGLADYS Alisha Donald	2	64.0 1000m	0:08.64 Overall	1:07.65 [5] (0:08.64)	0:59.01 [5] (0:11.51)	0:47.50 [5] (0:11.55)	0:35.95 [5] (0:11.90)	0:24.05 [6] (0:11.97)	0:12.08 [6] (0:12.08)	3.3L	0:35.95	-2
6	6	ALERT AND READY Madeleine Wishart	4	64.4 800m	0:08.70 Overall	1:07.70 [6] (0:08.70)	0:59.00 [6] (0:11.62)	0:47.38 [6] (0:11.50)	0:35.88 [6] (0:11.63)	0:24.25 [5] (0:11.82)	0:12.43 [5] (0:12.43)	3.5L	0:35.88	+0

[] Ranking at each section and finish
 -:-:-:- No data available at this section
 NA No data available

SCN Saddle cloth number
 DNF Did not finish
 DNT Did not track



Horse/Jockey Name	Mr Vista
Final Rank	1
Fastest Section Time (Section)	0:08.53 (Overall)
Top Speed [km/h] (Section)	65.6 (1000m)
Race State	Finished



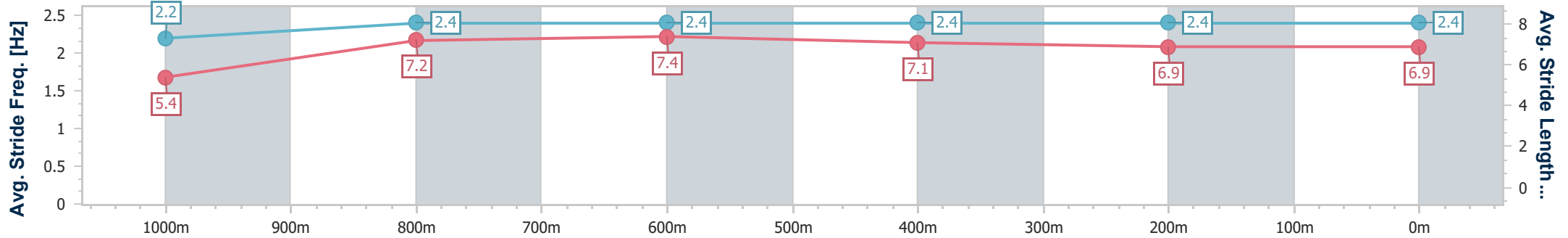
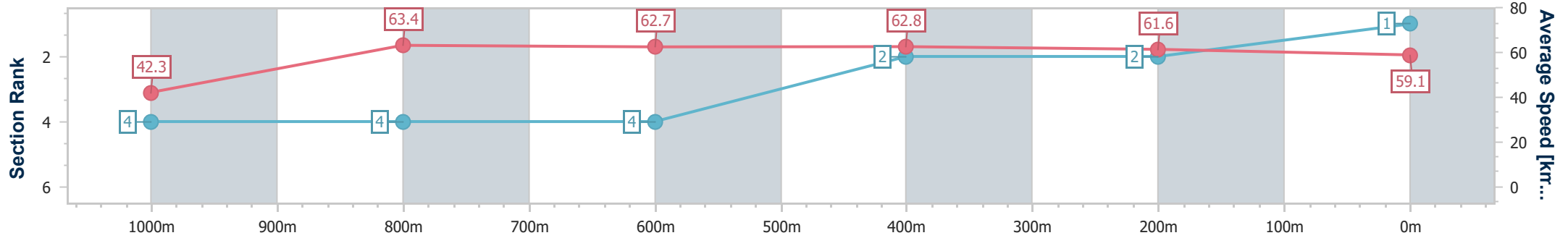
Toowoomba QLD Professional
Race 5: LAWRENCE & HANSON BENCHMARK 70 Handicap - 1100m



19 August 2023 - 19:50

Track Rating: Good 4, Weather: Fine, Rail Position: +2m Entire

Section	Overall	1000m	800m	600m	400m	200m
Section Times	1:07.00 [1] (0:08.53)	0:58.47 [4] (0:11.47)	0:47.00 [4] (0:11.60)	0:35.40 [4] (0:11.56)	0:23.84 [2] (0:11.69)	0:12.15 [2] (0:12.15)
Average Speed [km/h]	42.3	63.4	62.7	62.8	61.6	59.1
Top Speed [km/h]	61.1	65.6	64.0	63.4	62.4	61.0
Avg. Dist. to Rail [m]	6.0	2.2	2.7	1.7	0.4	0.9
Avg. Stride Freq. [Hz]	2.2	2.4	2.4	2.4	2.4	2.4
Avg. Stride Length [m]	5.4	7.2	7.4	7.1	6.9	6.9



- [] Ranking at each section and finish
- .-.- No data available at this section
- NA No data available



Horse/Jockey Name	This Is One
Final Rank	2
Fastest Section Time (Section)	0:08.29 (Overall)
Top Speed [km/h] (Section)	64.8 (1000m)
Race State	Finished



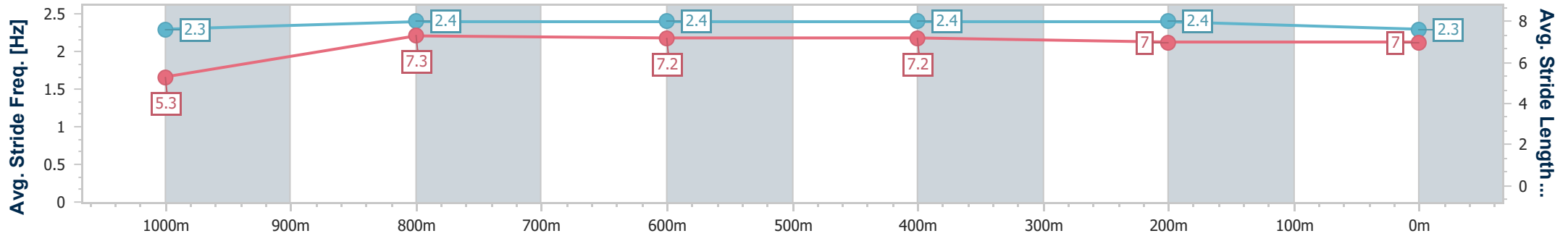
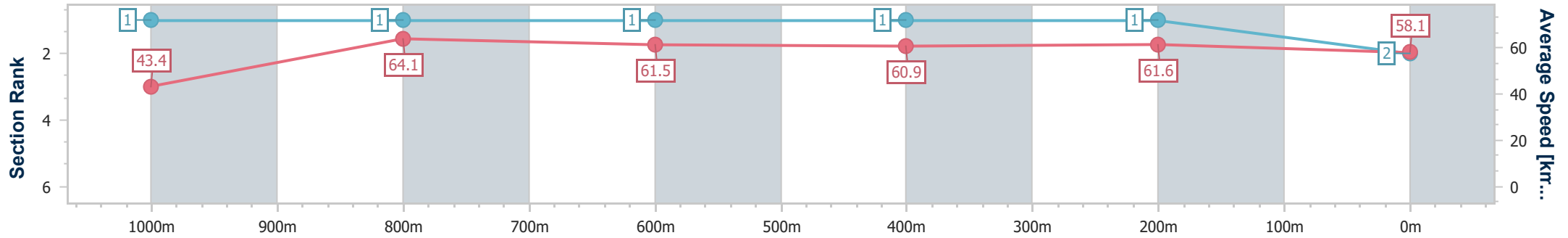
Toowoomba QLD Professional
Race 5: LAWRENCE & HANSON BENCHMARK 70 Handicap - 1100m



19 August 2023 - 19:50

Track Rating: Good 4, Weather: Fine, Rail Position: +2m Entire

Section	Overall	1000m	800m	600m	400m	200m
Section Times	1:07.11 [2] (0:08.29)	0:58.82 [1] (0:11.31)	0:47.51 [1] (0:11.73)	0:35.78 [1] (0:11.81)	0:23.97 [1] (0:11.62)	0:12.35 [1] (0:12.35)
Average Speed [km/h]	43.4	64.1	61.5	60.9	61.6	58.1
Top Speed [km/h]	62.8	64.8	62.6	61.7	62.4	60.1
Avg. Dist. to Rail [m]	5.0	2.3	0.6	0.6	1.3	0.6
Avg. Stride Freq. [Hz]	2.3	2.4	2.4	2.4	2.4	2.3
Avg. Stride Length [m]	5.3	7.3	7.2	7.2	7.0	7.0



- [] Ranking at each section and finish
- .-.- No data available at this section
- NA No data available



Horse/Jockey Name	Miss Barty
Final Rank	3
Fastest Section Time (Section)	0:08.35 (Overall)
Top Speed [km/h] (Section)	65.2 (1000m)
Race State	Finished



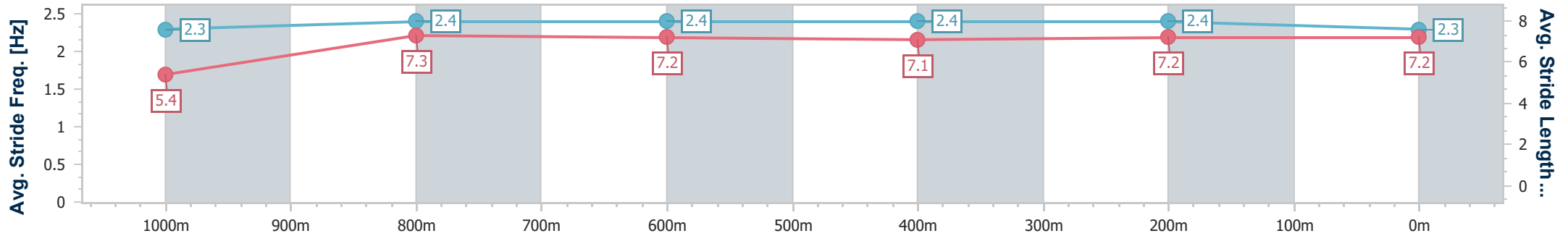
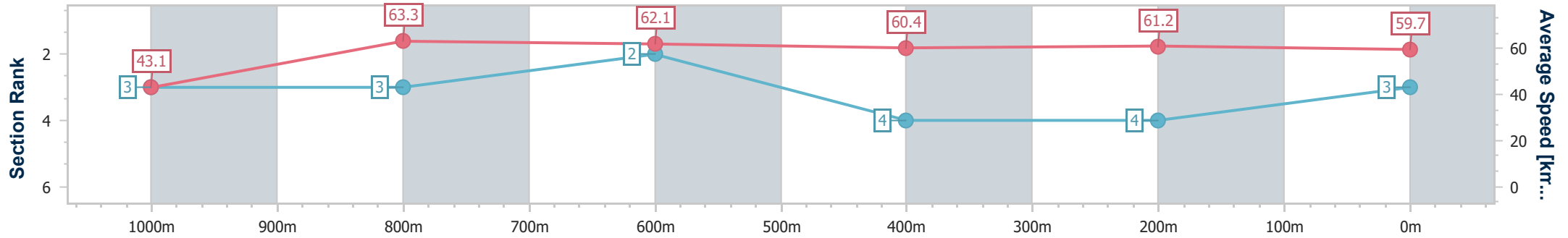
Toowoomba QLD Professional
Race 5: LAWRENCE & HANSON BENCHMARK 70 Handicap - 1100m



19 August 2023 - 19:50

Track Rating: Good 4, Weather: Fine, Rail Position: +2m Entire

Section	Overall	1000m	800m	600m	400m	200m
Section Times	1:07.22 [3] (0:08.35)	0:58.87 [3] (0:11.48)	0:47.39 [3] (0:11.66)	0:35.73 [2] (0:11.95)	0:23.78 [4] (0:11.75)	0:12.03 [4] (0:12.03)
Average Speed [km/h]	43.1	63.3	62.1	60.4	61.2	59.7
Top Speed [km/h]	60.7	65.2	63.9	61.5	62.5	61.2
Avg. Dist. to Rail [m]	5.8	2.2	1.7	0.7	0.6	1.7
Avg. Stride Freq. [Hz]	2.3	2.4	2.4	2.4	2.4	2.3
Avg. Stride Length [m]	5.4	7.3	7.2	7.1	7.2	7.2



- [] Ranking at each section and finish
- .-.- No data available at this section
- NA No data available



Horse/Jockey Name	Uncle Bud
Final Rank	4
Fastest Section Time (Section)	0:08.31 (Overall)
Top Speed [km/h] (Section)	64.9 (1000m)
Race State	Finished



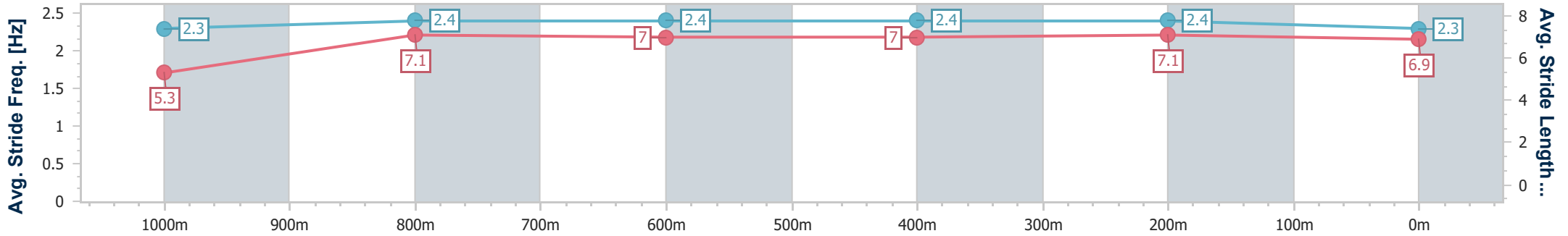
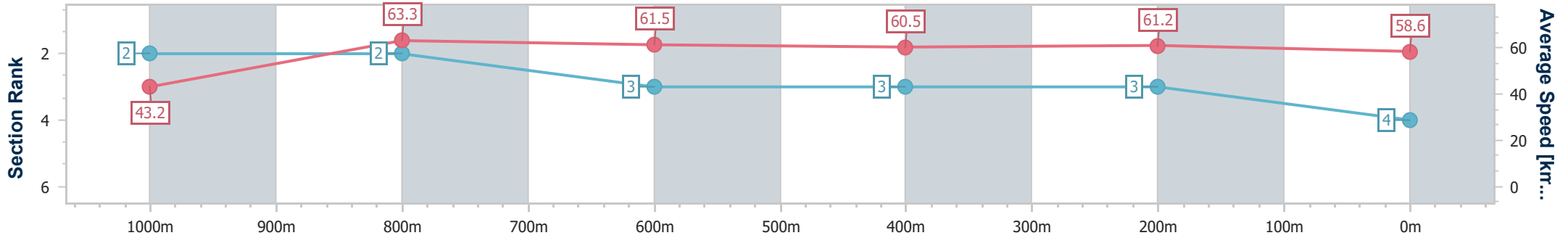
Toowoomba QLD Professional
Race 5: LAWRENCE & HANSON BENCHMARK 70 Handicap - 1100m



19 August 2023 - 19:50

Track Rating: Good 4, Weather: Fine, Rail Position: +2m Entire

Section	Overall	1000m	800m	600m	400m	200m
Section Times	1:07.44 [4] (0:08.31)	0:59.13 [2] (0:11.45)	0:47.68 [2] (0:11.74)	0:35.94 [3] (0:11.92)	0:24.02 [3] (0:11.76)	0:12.26 [3] (0:12.26)
Average Speed [km/h]	43.2	63.3	61.5	60.5	61.2	58.6
Top Speed [km/h]	61.3	64.9	63.4	61.1	62.1	61.4
Avg. Dist. to Rail [m]	2.7	1.5	1.1	0.4	0.4	0.3
Avg. Stride Freq. [Hz]	2.3	2.4	2.4	2.4	2.4	2.3
Avg. Stride Length [m]	5.3	7.1	7.0	7.0	7.1	6.9



- [] Ranking at each section and finish
- .-.- No data available at this section
- NA No data available



Horse/Jockey Name	Mygirlgladys
Final Rank	5
Fastest Section Time (Section)	0:08.64 (Overall)
Top Speed [km/h] (Section)	64.0 (1000m)
Race State	Finished



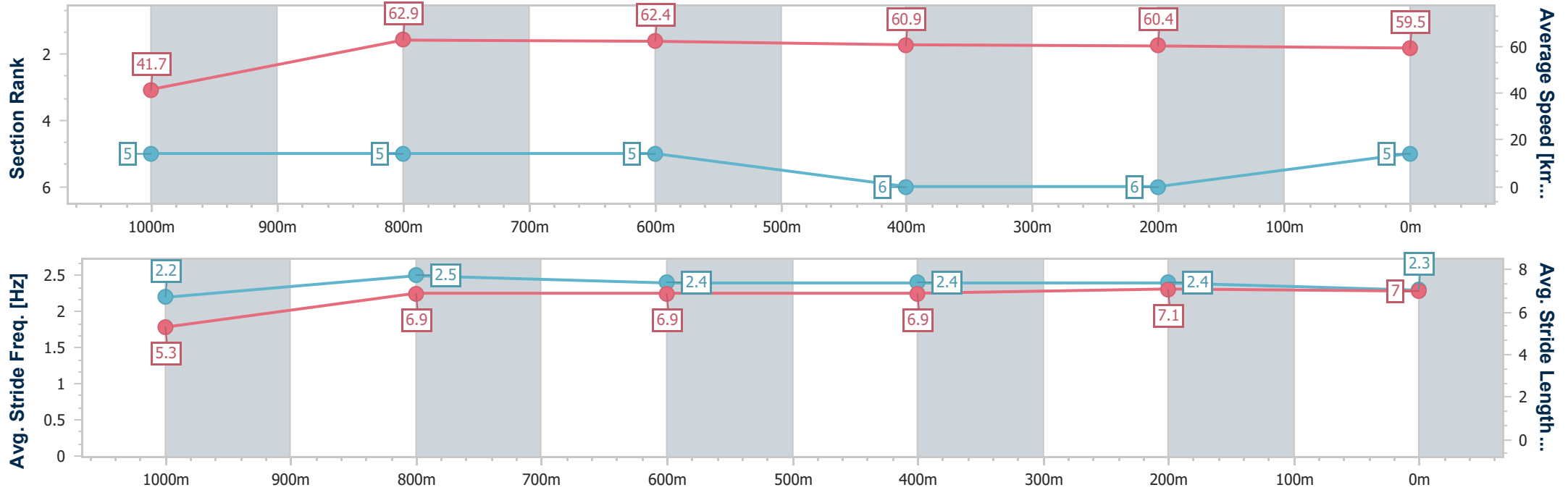
Toowoomba QLD Professional
Race 5: LAWRENCE & HANSON BENCHMARK 70 Handicap - 1100m



19 August 2023 - 19:50

Track Rating: Good 4, Weather: Fine, Rail Position: +2m Entire

Section	Overall	1000m	800m	600m	400m	200m
Section Times	1:07.65 [5] (0:08.64)	0:59.01 [5] (0:11.51)	0:47.50 [5] (0:11.55)	0:35.95 [5] (0:11.90)	0:24.05 [6] (0:11.97)	0:12.08 [6] (0:12.08)
Average Speed [km/h]	41.7	62.9	62.4	60.9	60.4	59.5
Top Speed [km/h]	61.0	64.0	63.4	61.9	61.1	60.0
Avg. Dist. to Rail [m]	3.7	1.3	1.1	1.3	0.9	2.3
Avg. Stride Freq. [Hz]	2.2	2.5	2.4	2.4	2.4	2.3
Avg. Stride Length [m]	5.3	6.9	6.9	6.9	7.1	7.0



- [] Ranking at each section and finish
- .-.- No data available at this section
- NA No data available



Horse/Jockey Name	Alert And Ready
Final Rank	6
Fastest Section Time (Section)	0:08.70 (Overall)
Top Speed [km/h] (Section)	64.4 (800m)
Race State	Finished



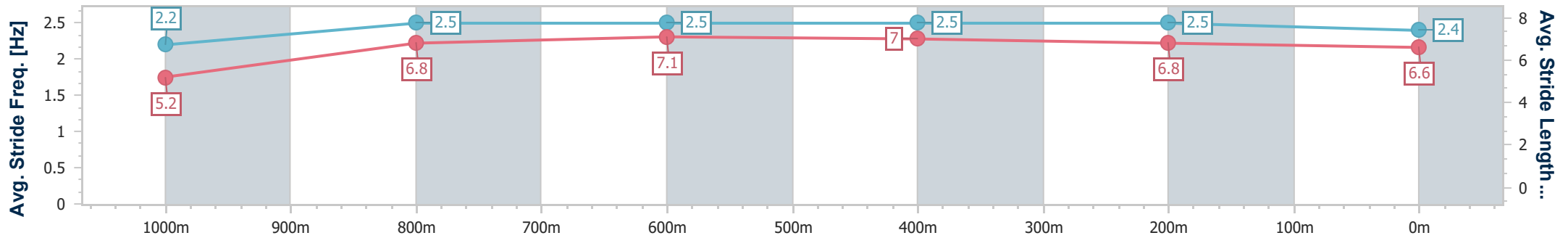
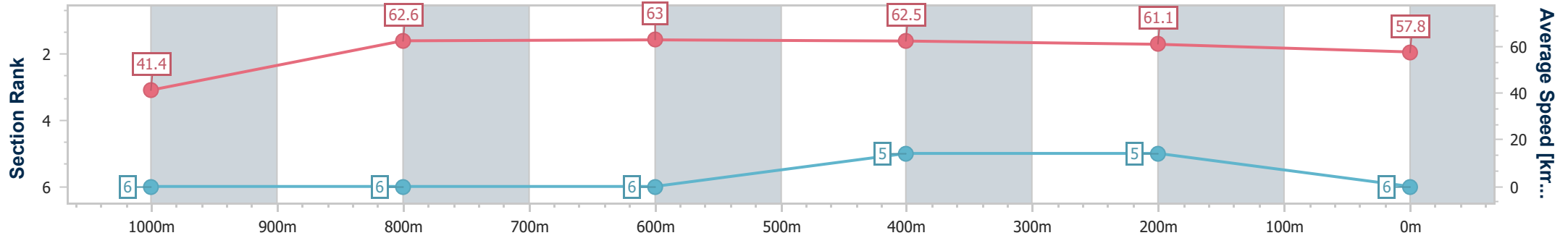
Toowoomba QLD Professional
Race 5: LAWRENCE & HANSON BENCHMARK 70 Handicap - 1100m



19 August 2023 - 19:50

Track Rating: Good 4, Weather: Fine, Rail Position: +2m Entire

Section	Overall	1000m	800m	600m	400m	200m
Section Times	1:07.70 [6] (0:08.70)	0:59.00 [6] (0:11.62)	0:47.38 [6] (0:11.50)	0:35.88 [6] (0:11.63)	0:24.25 [5] (0:11.82)	0:12.43 [5] (0:12.43)
Average Speed [km/h]	41.4	62.6	63.0	62.5	61.1	57.8
Top Speed [km/h]	61.1	64.2	64.4	63.5	61.8	60.1
Avg. Dist. to Rail [m]	4.5	2.7	2.2	1.7	1.5	3.6
Avg. Stride Freq. [Hz]	2.2	2.5	2.5	2.5	2.5	2.4
Avg. Stride Length [m]	5.2	6.8	7.1	7.0	6.8	6.6



- [] Ranking at each section and finish
- .-.- No data available at this section
- NA No data available