



Toowoomba QLD Professional

Race 6: MOCO FOOD SERVICES BENCHMARK 60 Handicap - 2150m

19 August 2023 - 20:27



Track Rating: Good 4, Weather: Fine, Rail Position: +2m Entire

Section		Overall	2000m	1800m	1600m	1400m	1200m	1000m	Last 600m				
Field Times		2:17.16 (0:11.51)	2:05.65 (0:12.36)	1:53.29 (0:11.89)	1:41.40 (0:12.06)	1:29.34 (0:12.49)	1:16.85 (0:13.14)	1:03.71 (0:13.36)	0:37.56				
Rank	TAB Horse/Jockey	Barrier	Top Speed [km/h]	Fastest Section									Distance Travelled [m]
1	1 ELVEENA Chris Whiteley	5	60.9 1600m	0:11.91 Overall	2:17.16 [1] (0:11.91)	2:05.25 [4] (0:12.50)	1:52.75 [6] (0:12.10)	1:40.65 [6] (0:12.21)	1:28.44 [6] (0:12.42)	1:16.02 [6] (0:13.23)	1:02.79 [6] (0:13.27)	0:37.15	
2	2 HE'S VIRAL Alisha Donald	7	61.7 1800m	0:11.70 Overall	2:17.36 [2] (0:11.70)	2:05.66 [3] (0:12.17)	1:53.49 [1] (0:11.89)	1:41.60 [1] (0:12.06)	1:29.54 [1] (0:12.49)	1:17.05 [1] (0:13.14)	1:03.91 [1] (0:13.36)	0:37.76	-9
3	3 MAGIC MIKEY Anthony Allen	6	61.5 2000m	0:11.94 2000m	2:17.40 [3] (0:12.12)	2:05.28 [6] (0:11.94)	1:53.34 [3] (0:11.95)	1:41.39 [2] (0:12.05)	1:29.34 [2] (0:12.43)	1:16.91 [2] (0:13.12)	1:03.79 [2] (0:13.36)	0:37.72	-7
4	4 DELANEY'S GIRL Adin Thompson	3	60.9 1800m	0:11.96 Overall	2:17.52 [4] (0:11.96)	2:05.56 [5] (0:12.39)	1:53.17 [5] (0:12.11)	1:41.06 [5] (0:12.24)	1:28.82 [5] (0:12.36)	1:16.46 [5] (0:13.12)	1:03.34 [5] (0:13.18)	0:37.61	-8
5	7 HEART OF A LION Kenji Yoshida	1	60.3 1600m	0:11.51 Overall	2:17.80 [5] (0:11.51)	2:06.29 [1] (0:12.49)	1:53.80 [2] (0:12.10)	1:41.70 [3] (0:12.19)	1:29.51 [4] (0:12.46)	1:17.05 [3] (0:13.06)	1:03.99 [3] (0:13.30)	0:37.85	-9
6	6 MANTINELLO Madeleine Wishart	2	61.0 1600m	0:11.70 Overall	2:17.82 [6] (0:11.70)	2:06.12 [2] (0:12.42)	1:53.70 [4] (0:12.04)	1:41.66 [4] (0:12.09)	1:29.57 [3] (0:12.52)	1:17.05 [4] (0:13.09)	1:03.96 [4] (0:13.27)	0:38.07	-1

Scratched: Tycoon Illusion (#5)

[] Ranking at each section and finish
 -:-:- No data available at this section
 NA No data available

SCN Saddle cloth number
 DNF Did not finish
 DNT Did not track



Toowoomba QLD Professional

Race 6: MOCO FOOD SERVICES BENCHMARK 60 Handicap - 2150m

19 August 2023 - 20:27



Track Rating: Good 4, Weather: Fine, Rail Position: +2m Entire

Section		Field Times				800m		600m		400m		200m		Last 600m	
Rank	TAB	Horse/Jockey	Barrier	Top Speed [km/h]	Fastest Section										
1	1	ELVEENA Chris Whiteley	5	60.9 1600m	0:11.91 Overall	0:49.52 [6] (0:12.37)	0:37.15 [6] (0:12.20)	0:24.95 [5] (0:12.42)	0:12.53 [3] (0:12.53)	2:17.16				0:37.15	
2	2	HE'S VIRAL Alisha Donald	7	61.7 1800m	0:11.70 Overall	0:50.55 [1] (0:12.79)	0:37.76 [1] (0:12.37)	0:25.39 [2] (0:12.56)	0:12.83 [2] (0:12.83)	1L				0:37.76	-9
3	3	MAGIC MIKEY Anthony Allen	6	61.5 2000m	0:11.94 2000m	0:50.43 [2] (0:12.71)	0:37.72 [2] (0:12.24)	0:25.48 [1] (0:12.60)	0:12.88 [1] (0:12.88)	1.2L				0:37.72	-7
4	4	DELANEY'S GIRL Adin Thompson	3	60.9 1800m	0:11.96 Overall	0:50.16 [5] (0:12.55)	0:37.61 [4] (0:12.27)	0:25.34 [4] (0:12.51)	0:12.83 [4] (0:12.83)	1.7L				0:37.61	-8
5	7	HEART OF A LION Kenji Yoshida	1	60.3 1600m	0:11.51 Overall	0:50.69 [3] (0:12.84)	0:37.85 [5] (0:12.78)	0:25.07 [6] (0:12.54)	0:12.53 [6] (0:12.53)	3.2L				0:37.85	-9
6	6	MANTINELLO Madeleine Wishart	2	61.0 1600m	0:11.70 Overall	0:50.69 [4] (0:12.62)	0:38.07 [3] (0:12.32)	0:25.75 [3] (0:12.74)	0:13.01 [5] (0:13.01)	3.3L				0:38.07	-1

Scratched: Tycoon Illusion (#5)

[] Ranking at each section and finish
 -:-:- No data available at this section
 NA No data available

SCN Saddle cloth number
 DNF Did not finish
 DNT Did not track



Horse/Jockey Name	Elveena
Final Rank	1
Fastest Section Time (Section)	0:11.91 (Overall)
Top Speed [km/h] (Section)	60.9 (1600m)
Race State	Finished



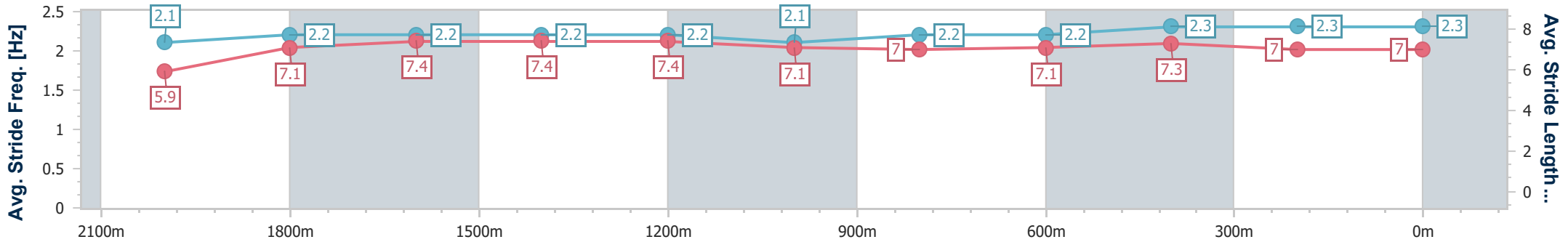
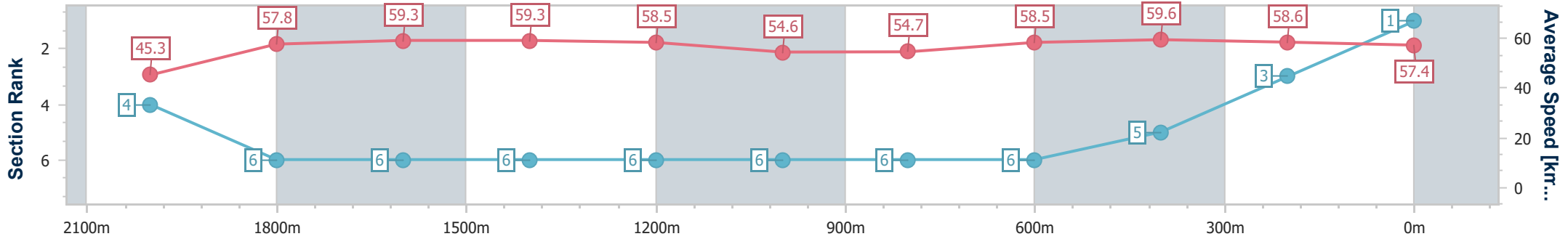
Toowoomba QLD Professional
Race 6: MOCO FOOD SERVICES BENCHMARK 60 Handicap - 2150m



19 August 2023 - 20:27

Track Rating: Good 4, Weather: Fine, Rail Position: +2m Entire

Section	Overall	2000m	1800m	1600m	1400m	1200m	1000m	800m	600m	400m	200m
Section Times	2:17.16 [1] (0:11.91)	2:05.25 [4] (0:12.50)	1:52.75 [6] (0:12.10)	1:40.65 [6] (0:12.21)	1:28.44 [6] (0:12.42)	1:16.02 [6] (0:13.23)	1:02.79 [6] (0:13.27)	0:49.52 [6] (0:12.37)	0:37.15 [6] (0:12.20)	0:24.95 [5] (0:12.42)	0:12.53 [3] (0:12.53)
Average Speed [km/h]	45.3	57.8	59.3	59.3	58.5	54.6	54.7	58.5	59.6	58.6	57.4
Top Speed [km/h]	56.3	59.3	60.9	60.9	60.3	56.5	57.4	60.3	60.7	59.3	58.8
Avg. Dist. to Rail [m]	3.2	0.8	0.8	2.1	1.6	3.6	2.7	2.3	2.2	2.9	3.0
Avg. Stride Freq. [Hz]	2.1	2.2	2.2	2.2	2.2	2.1	2.2	2.2	2.3	2.3	2.3
Avg. Stride Length [m]	5.9	7.1	7.4	7.4	7.4	7.1	7.0	7.1	7.3	7.0	7.0



- [] Ranking at each section and finish
- .-.- No data available at this section
- NA No data available



Horse/Jockey Name	He's Viral
Final Rank	2
Fastest Section Time (Section)	0:11.70 (Overall)
Top Speed [km/h] (Section)	61.7 (1800m)
Race State	Finished



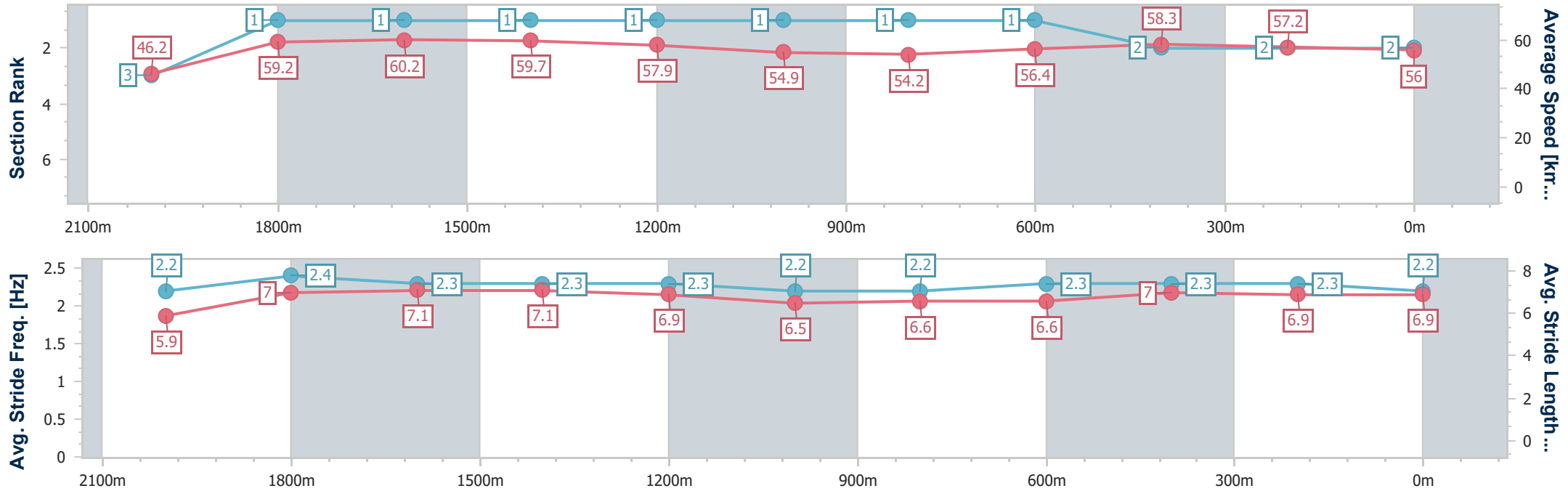
Toowoomba QLD Professional
Race 6: MOCO FOOD SERVICES BENCHMARK 60 Handicap - 2150m



19 August 2023 - 20:27

Track Rating: Good 4, Weather: Fine, Rail Position: +2m Entire

Section	Overall	2000m	1800m	1600m	1400m	1200m	1000m	800m	600m	400m	200m
Section Times	2:17.36 [2] (0:11.70)	2:05.66 [3] (0:12.17)	1:53.49 [1] (0:11.89)	1:41.60 [1] (0:12.06)	1:29.54 [1] (0:12.49)	1:17.05 [1] (0:13.14)	1:03.91 [1] (0:13.36)	0:50.55 [1] (0:12.79)	0:37.76 [1] (0:12.37)	0:25.39 [2] (0:12.56)	0:12.83 [2] (0:12.83)
Average Speed [km/h]	46.2	59.2	60.2	59.7	57.9	54.9	54.2	56.4	58.3	57.2	56.0
Top Speed [km/h]	58.3	61.4	61.7	60.3	59.6	57.3	54.4	58.5	59.1	58.1	56.7
Avg. Dist. to Rail [m]	5.3	1.2	0.9	0.4	0.8	1.9	1.5	1.2	0.3	0.4	1.3
Avg. Stride Freq. [Hz]	2.2	2.4	2.3	2.3	2.3	2.2	2.2	2.3	2.3	2.3	2.2
Avg. Stride Length [m]	5.9	7.0	7.1	7.1	6.9	6.5	6.6	6.6	7.0	6.9	6.9



- [] Ranking at each section and finish
- .-.- No data available at this section
- NA No data available



Horse/Jockey Name	Magic Mikey
Final Rank	3
Fastest Section Time (Section)	0:11.94 (2000m)
Top Speed [km/h] (Section)	61.5 (2000m)
Race State	Finished



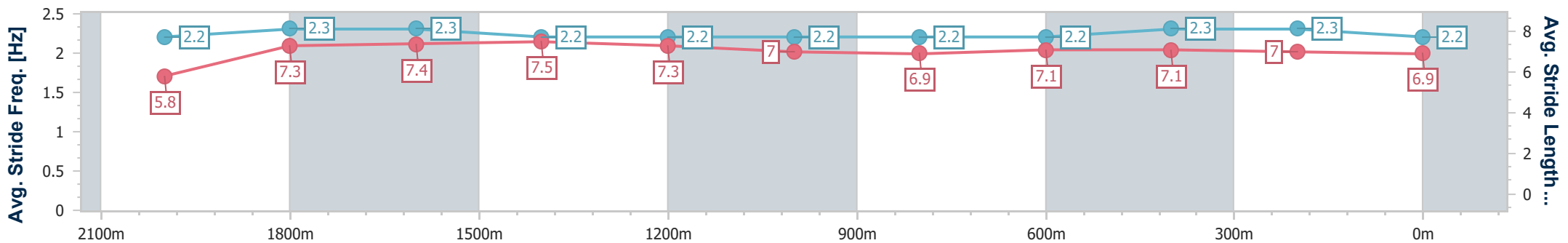
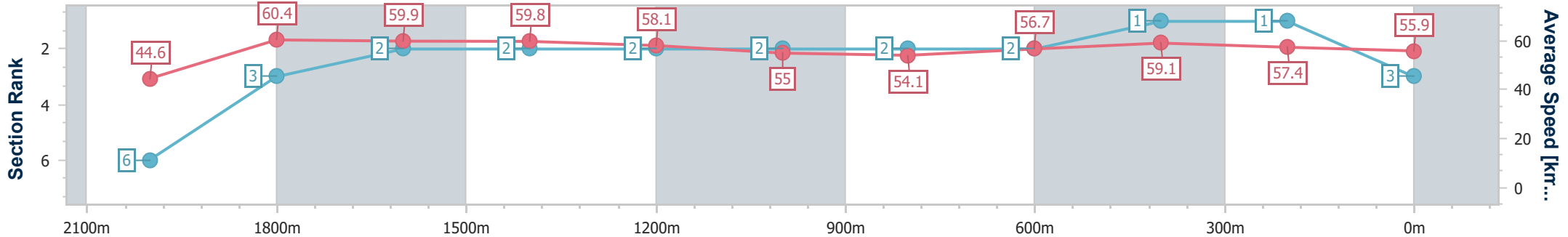
Toowoomba QLD Professional
Race 6: MOCO FOOD SERVICES BENCHMARK 60 Handicap - 2150m



19 August 2023 - 20:27

Track Rating: Good 4, Weather: Fine, Rail Position: +2m Entire

Section	Overall	2000m	1800m	1600m	1400m	1200m	1000m	800m	600m	400m	200m
Section Times	2:17.40 [3] (0:12.12)	2:05.28 [6] (0:11.94)	1:53.34 [3] (0:11.95)	1:41.39 [2] (0:12.05)	1:29.34 [2] (0:12.43)	1:16.91 [2] (0:13.12)	1:03.79 [2] (0:13.36)	0:50.43 [2] (0:12.71)	0:37.72 [2] (0:12.24)	0:25.48 [1] (0:12.60)	0:12.88 [1] (0:12.88)
Average Speed [km/h]	44.6	60.4	59.9	59.8	58.1	55.0	54.1	56.7	59.1	57.4	55.9
Top Speed [km/h]	58.7	61.5	61.1	61.4	60.5	56.2	55.3	59.4	59.6	58.1	57.2
Avg. Dist. to Rail [m]	2.9	0.7	0.8	0.4	0.8	1.6	1.1	0.8	0.8	1.7	3.2
Avg. Stride Freq. [Hz]	2.2	2.3	2.3	2.2	2.2	2.2	2.2	2.2	2.3	2.3	2.2
Avg. Stride Length [m]	5.8	7.3	7.4	7.5	7.3	7.0	6.9	7.1	7.1	7.0	6.9



- [] Ranking at each section and finish
- .-.- No data available at this section
- NA No data available



Horse/Jockey Name	Delaney's Girl
Final Rank	4
Fastest Section Time (Section)	0:11.96 (Overall)
Top Speed [km/h] (Section)	60.9 (1800m)
Race State	Finished



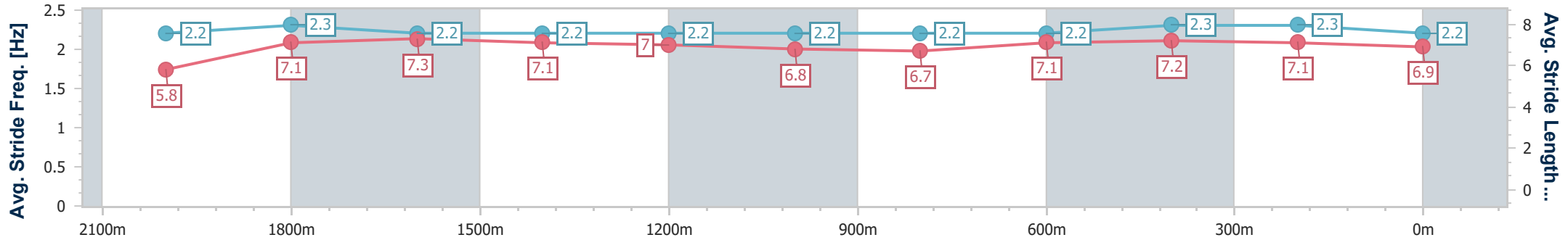
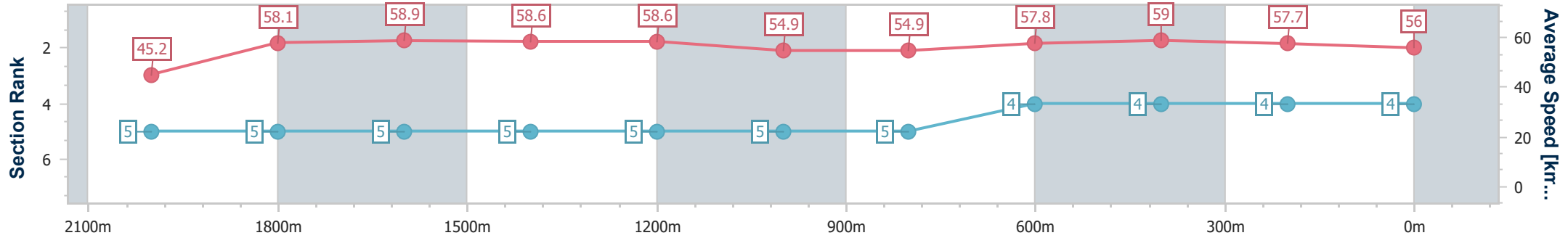
Toowoomba QLD Professional
Race 6: MOCO FOOD SERVICES BENCHMARK 60 Handicap - 2150m



19 August 2023 - 20:27

Track Rating: Good 4, Weather: Fine, Rail Position: +2m Entire

Section	Overall	2000m	1800m	1600m	1400m	1200m	1000m	800m	600m	400m	200m
Section Times	2:17.52 [4] (0:11.96)	2:05.56 [5] (0:12.39)	1:53.17 [5] (0:12.11)	1:41.06 [5] (0:12.24)	1:28.82 [5] (0:12.36)	1:16.46 [5] (0:13.12)	1:03.34 [5] (0:13.18)	0:50.16 [5] (0:12.55)	0:37.61 [4] (0:12.27)	0:25.34 [4] (0:12.51)	0:12.83 [4] (0:12.83)
Average Speed [km/h]	45.2	58.1	58.9	58.6	58.6	54.9	54.9	57.8	59.0	57.7	56.0
Top Speed [km/h]	57.7	59.6	60.9	60.4	60.4	57.0	57.1	59.7	60.0	59.5	57.6
Avg. Dist. to Rail [m]	2.8	1.8	2.1	0.5	0.9	1.7	1.5	2.0	1.4	0.4	0.2
Avg. Stride Freq. [Hz]	2.2	2.3	2.2	2.2	2.2	2.2	2.2	2.2	2.3	2.3	2.2
Avg. Stride Length [m]	5.8	7.1	7.3	7.1	7.0	6.8	6.7	7.1	7.2	7.1	6.9



- [] Ranking at each section and finish
- .-.- No data available at this section
- NA No data available



Horse/Jockey Name	Heart Of A Lion
Final Rank	5
Fastest Section Time (Section)	0:11.51 (Overall)
Top Speed [km/h] (Section)	60.3 (1600m)
Race State	Finished



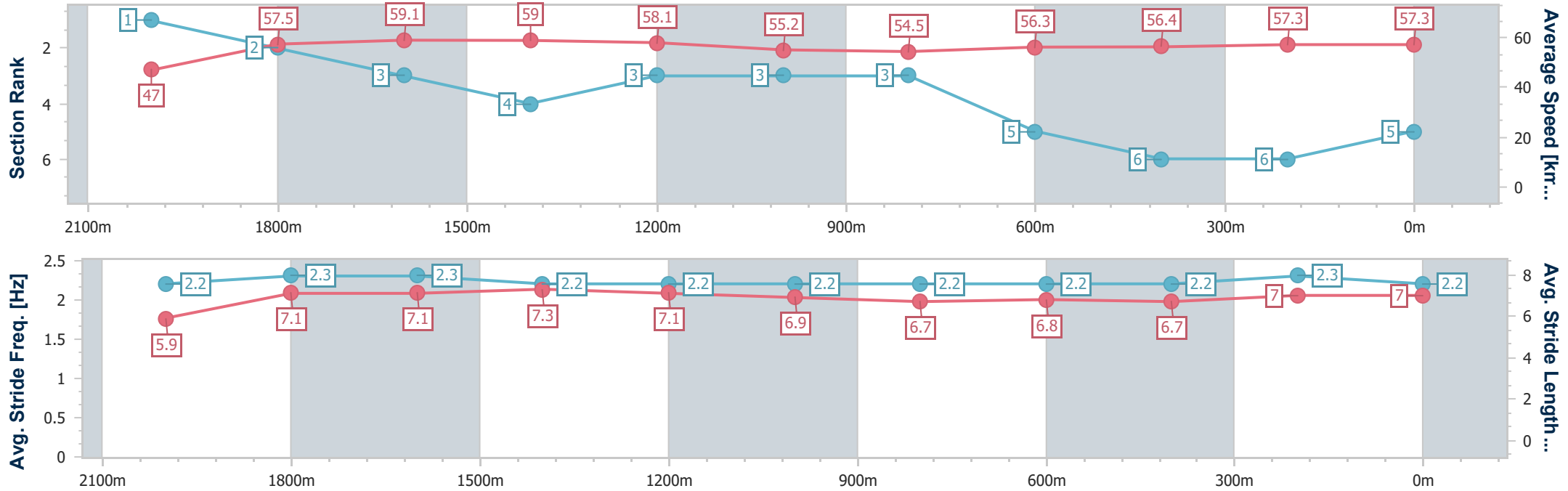
Toowoomba QLD Professional
Race 6: MOCO FOOD SERVICES BENCHMARK 60 Handicap - 2150m



19 August 2023 - 20:27

Track Rating: Good 4, Weather: Fine, Rail Position: +2m Entire

Section	Overall	2000m	1800m	1600m	1400m	1200m	1000m	800m	600m	400m	200m
Section Times	2:17.80 [5] (0:11.51)	2:06.29 [1] (0:12.49)	1:53.80 [2] (0:12.10)	1:41.70 [3] (0:12.19)	1:29.51 [4] (0:12.46)	1:17.05 [3] (0:13.06)	1:03.99 [3] (0:13.30)	0:50.69 [3] (0:12.84)	0:37.85 [5] (0:12.78)	0:25.07 [6] (0:12.54)	0:12.53 [6] (0:12.53)
Average Speed [km/h]	47.0	57.5	59.1	59.0	58.1	55.2	54.5	56.3	56.4	57.3	57.3
Top Speed [km/h]	58.3	58.5	59.6	60.3	60.2	57.2	55.9	58.4	58.3	58.0	57.6
Avg. Dist. to Rail [m]	1.9	1.6	1.6	0.3	1.0	1.7	1.6	1.1	0.3	0.4	3.4
Avg. Stride Freq. [Hz]	2.2	2.3	2.3	2.2	2.2	2.2	2.2	2.2	2.2	2.3	2.2
Avg. Stride Length [m]	5.9	7.1	7.1	7.3	7.1	6.9	6.7	6.8	6.7	7.0	7.0



- [] Ranking at each section and finish
- .-.- No data available at this section
- NA No data available



Horse/Jockey Name	Mantinello
Final Rank	6
Fastest Section Time (Section)	0:11.70 (Overall)
Top Speed [km/h] (Section)	61.0 (1600m)
Race State	Finished



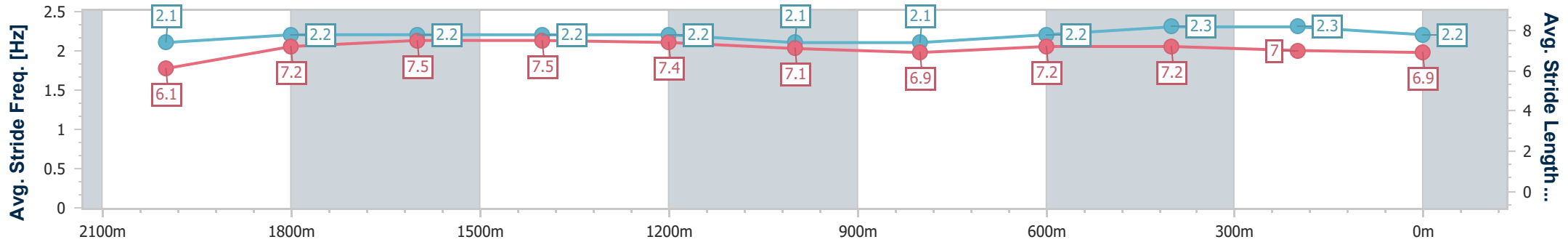
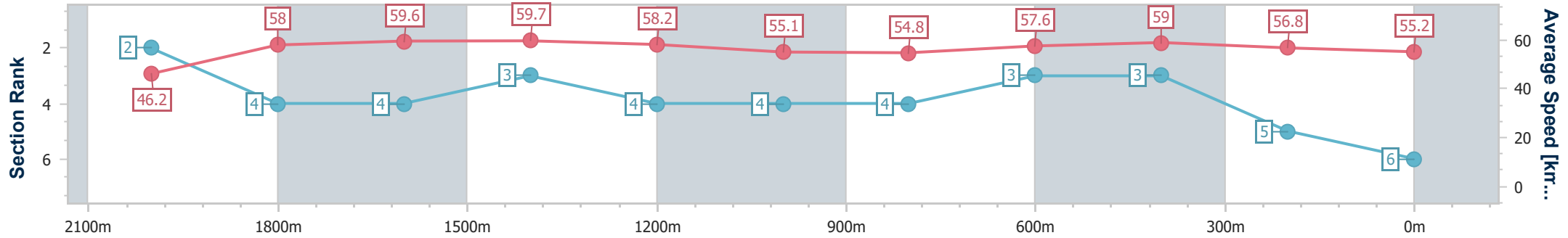
Toowoomba QLD Professional
Race 6: MOCO FOOD SERVICES BENCHMARK 60 Handicap - 2150m



19 August 2023 - 20:27

Track Rating: Good 4, Weather: Fine, Rail Position: +2m Entire

Section	Overall	2000m	1800m	1600m	1400m	1200m	1000m	800m	600m	400m	200m
Section Times	2:17.82 [6] (0:11.70)	2:06.12 [2] (0:12.42)	1:53.70 [4] (0:12.04)	1:41.66 [4] (0:12.09)	1:29.57 [3] (0:12.52)	1:17.05 [4] (0:13.09)	1:03.96 [4] (0:13.27)	0:50.69 [4] (0:12.62)	0:38.07 [3] (0:12.32)	0:25.75 [3] (0:12.74)	0:13.01 [5] (0:13.01)
Average Speed [km/h]	46.2	58.0	59.6	59.7	58.2	55.1	54.8	57.6	59.0	56.8	55.2
Top Speed [km/h]	57.2	58.4	60.4	61.0	60.4	56.6	56.5	59.6	60.1	57.8	56.2
Avg. Dist. to Rail [m]	2.4	0.2	0.6	1.1	2.2	2.7	2.6	2.7	1.9	1.4	2.7
Avg. Stride Freq. [Hz]	2.1	2.2	2.2	2.2	2.2	2.1	2.1	2.2	2.3	2.3	2.2
Avg. Stride Length [m]	6.1	7.2	7.5	7.5	7.4	7.1	6.9	7.2	7.2	7.0	6.9



- [] Ranking at each section and finish
- .-.- No data available at this section
- NA No data available