

**Mackay QLD Professional**  
**Race 5: MACKAY CUTTERS - CHANGE THE GAME BENCHMARK 55**  
**Handicap - 1300m**  
**22 August 2023 - 15:12**

Track Rating: Good 4, Weather: Fine, Rail Position: +2m Entire

Section		Overall	1200m	1000m	800m	600m	400m	Last 600m				
Field Times		1:16.89 (0:07.97)	1:08.92 (0:11.02)	0:57.90 (0:11.07)	0:46.83 (0:11.59)	0:35.24 (0:11.61)	0:23.63 (0:11.55)	0:35.24				
Rank	TAB Horse/Jockey	Barrier	Top Speed [km/h]	Fastest Section	Distance Travelled [m]							
1	6 <b>BOLD ZIP</b> Scott Sheargold	6	67.3	0:08.56	1:16.89 [1] (0:08.56)	1:08.33 [10] (0:11.17)	0:57.16 [9] (0:11.06)	0:46.10 [9] (0:11.63)	0:34.47 [9] (0:11.42)	0:23.05 [8] (0:11.17)	0:34.47	
2	5 <b>MICROWAVE JENNY</b> Jackson Murphy	3	67.2	0:08.32	1:16.94 [2] (0:08.32)	1:08.62 [7] (0:11.20)	0:57.42 [7] (0:11.00)	0:46.42 [7] (0:11.62)	0:34.80 [7] (0:11.59)	0:23.21 [5] (0:11.38)	0:34.80	+1
3	2 <b>JELLISHOT</b> Warwick Satherley	1	67.8	0:08.07	1:17.17 [3] (0:08.07)	1:09.10 [3] (0:11.21)	0:57.89 [5] (0:11.02)	0:46.87 [4] (0:11.54)	0:35.33 [4] (0:11.64)	0:23.69 [4] (0:11.47)	0:35.33	+0
4	3 <b>CALL ME MARILYN</b> Justin Stanley	9	67.8	0:07.97	1:17.17 [4] (0:07.97)	1:09.20 [1] (0:11.02)	0:58.18 [1] (0:11.07)	0:47.11 [1] (0:11.61)	0:35.50 [2] (0:11.59)	0:23.91 [1] (0:11.55)	0:35.50	-5
5	4 <b>STAR PRINCE</b> Adrian Layt	8	67.8	0:08.48	1:17.42 [5] (0:08.48)	1:08.94 [8] (0:11.36)	0:57.58 [10] (0:11.01)	0:46.57 [10] (0:11.64)	0:34.93 [10] (0:11.49)	0:23.44 [9] (0:11.19)	0:34.93	+7
6	1 <b>KEFALONIA</b> Ashley Butler	11	67.9	0:08.08	1:17.52 [6] (0:08.08)	1:09.44 [4] (0:10.92)	0:58.52 [2] (0:11.11)	0:47.41 [2] (0:11.54)	0:35.87 [1] (0:11.67)	0:24.20 [2] (0:11.65)	0:35.87	+3
7	10 <b>CHATILLY</b> Nicole Seymour	4	67.7	0:08.02	1:17.55 [7] (0:08.02)	1:09.53 [2] (0:11.13)	0:58.40 [3] (0:11.04)	0:47.36 [3] (0:11.52)	0:35.84 [3] (0:11.74)	0:24.10 [3] (0:11.57)	0:35.84	+8
8	7 <b>MILKY ROCKET</b> Nikki Olzard	7	66.5	0:08.26	1:17.56 [8] (0:08.26)	1:09.30 [6] (0:11.32)	0:57.98 [8] (0:11.15)	0:46.83 [8] (0:11.59)	0:35.24 [8] (0:11.79)	0:23.45 [10] (0:11.46)	0:35.24	+7
9	9 <b>SCHATZI</b> Brooke Johnson	2	68.3	0:08.49	1:17.68 [9] (0:08.49)	1:09.19 [9] (0:11.02)	0:58.17 [6] (0:10.99)	0:47.18 [6] (0:11.61)	0:35.57 [6] (0:11.66)	0:23.91 [6] (0:11.47)	0:35.57	+0
10	11 <b>TARGET THE STARS</b> Adam Sewell	10	67.8	0:08.12	1:18.25 [10] (0:08.12)	1:10.13 [5] (0:11.10)	0:59.03 [4] (0:11.08)	0:47.95 [5] (0:11.56)	0:36.39 [5] (0:11.97)	0:24.42 [7] (0:11.82)	0:36.39	+15

Scratched: Gives Me Chills (#8)



**Mackay QLD Professional**  
**Race 5: MACKAY CUTTERS - CHANGE THE GAME BENCHMARK 55**  
**Handicap - 1300m**  
**22 August 2023 - 15:12**



Track Rating: Good 4, Weather: Fine, Rail Position: +2m Entire

Section				200m				Last 600m	
Field Times				0:12.08 (0:12.08)				0:35.24	
Rank	TAB	Horse/Jockey	Barrier	Top Speed [km/h]	Fastest Section	Margin			Distance Travelled [m]
1	6	<b>BOLD ZIP</b> Scott Sheargold	6	67.3 1000m	0:08.56 Overall	0:11.88 [4] (0:11.88)	1:16.89		0:34.47
2	5	<b>MICROWAVE JENNY</b> Jackson Murphy	3	67.2 1000m	0:08.32 Overall	0:11.83 [6] (0:11.83)	0.2L		0:34.80 +1
3	2	<b>JELLISHOT</b> Warwick Satherley	1	67.8 1200m	0:08.07 Overall	0:12.22 [2] (0:12.22)	1.5L		0:35.33 +0
4	3	<b>CALL ME MARILYN</b> Justin Stanley	9	67.8 1200m	0:07.97 Overall	0:12.36 [1] (0:12.36)	1.6L		0:35.50 -5
5	4	<b>STAR PRINCE</b> Adrian Layt	8	67.8 1000m	0:08.48 Overall	0:12.25 [7] (0:12.25)	2.9L		0:34.93 +7
6	1	<b>KEFALONIA</b> Ashley Butler	11	67.9 1200m	0:08.08 Overall	0:12.55 [3] (0:12.55)	3.4L		0:35.87 +3
7	10	<b>CHATILLY</b> Nicole Seymour	4	67.7 1000m	0:08.02 Overall	0:12.53 [5] (0:12.53)	3.6L		0:35.84 +8
8	7	<b>MILKY ROCKET</b> Nikki Olzard	7	66.5 1000m	0:08.26 Overall	0:11.99 [9] (0:11.99)	3.7L		0:35.24 +7
9	9	<b>SCHATZI</b> Brooke Johnson	2	68.3 1000m	0:08.49 Overall	0:12.44 [8] (0:12.44)	4.2L		0:35.57 +0
10	11	<b>TARGET THE STARS</b> Adam Sewell	10	67.8 1000m	0:08.12 Overall	0:12.60 [10] (0:12.60)	7.5L		0:36.39 +15

Scratched: Gives Me Chills (#8)

[ ] Ranking at each section and finish  
 -:-:- No data available at this section  
 NA No data available

SCN Saddle cloth number  
 DNF Did not finish  
 DNT Did not track



Horse/Jockey Name	Bold Zip
Final Rank	1
Fastest Section Time (Section)	0:08.56 (Overall)
Top Speed [km/h] (Section)	67.3 (1000m)
Race State	Finished



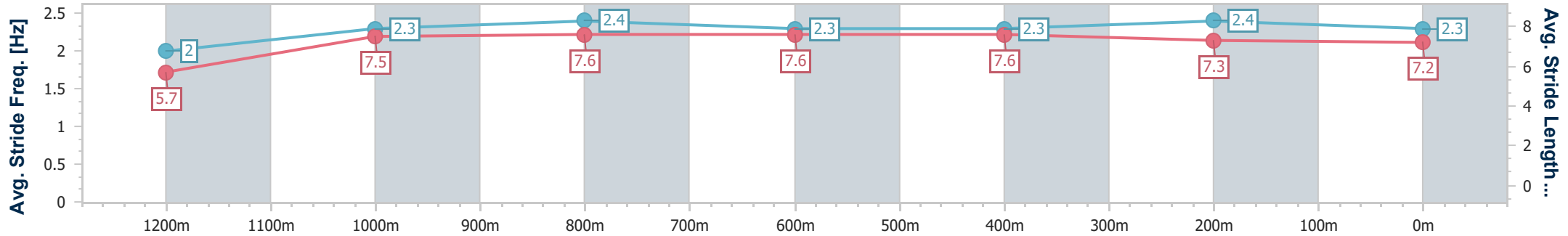
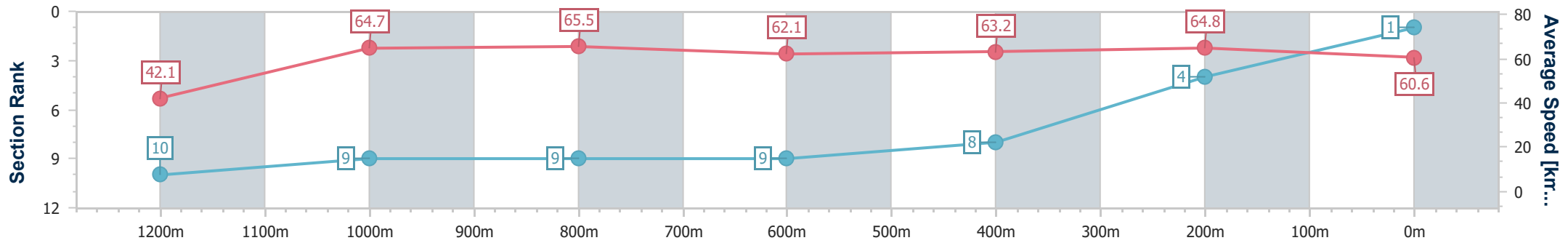
Mackay QLD Professional  
 Race 5: MACKAY CUTTERS - CHANGE THE GAME  
 BENCHMARK 55 Handicap - 1300m



22 August 2023 - 15:12

Track Rating: Good 4, Weather: Fine, Rail Position: +2m Entire

Section	Overall	1200m	1000m	800m	600m	400m	200m
Section Times	1:16.89 [1] (0:08.56)	1:08.33 [10] (0:11.17)	0:57.16 [9] (0:11.06)	0:46.10 [9] (0:11.63)	0:34.47 [9] (0:11.42)	0:23.05 [8] (0:11.17)	0:11.88 [4]
Average Speed [km/h]	42.1	64.7	65.5	62.1	63.2	64.8	60.6
Top Speed [km/h]	59.5	66.9	67.3	64.7	64.2	65.4	65.6
Avg. Dist. to Rail [m]	7.6	2.2	1.3	1.9	0.9	4.2	5.2
Avg. Stride Freq. [Hz]	2.0	2.3	2.4	2.3	2.3	2.4	2.3
Avg. Stride Length [m]	5.7	7.5	7.6	7.6	7.6	7.3	7.2



- [ ] Ranking at each section and finish
- .-.- No data available at this section
- NA No data available



Horse/Jockey Name	Microwave Jenny
Final Rank	2
Fastest Section Time (Section)	0:08.32 (Overall)
Top Speed [km/h] (Section)	67.2 (1000m)
Race State	Finished



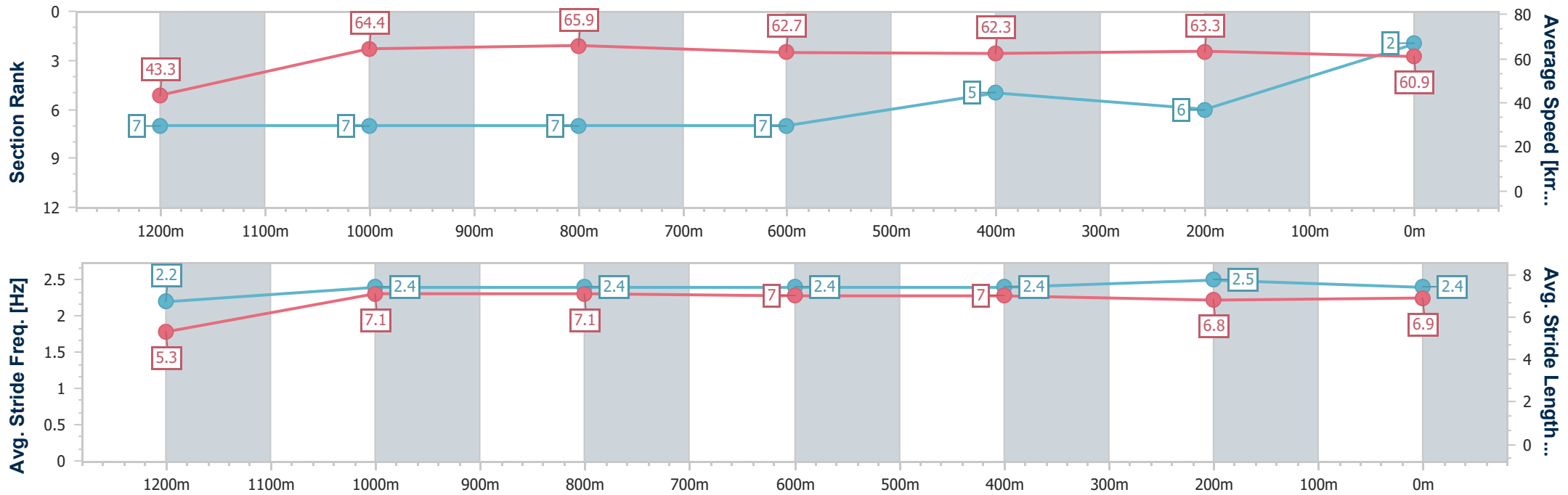
Mackay QLD Professional  
 Race 5: MACKAY CUTTERS - CHANGE THE GAME  
 BENCHMARK 55 Handicap - 1300m



22 August 2023 - 15:12

Track Rating: Good 4, Weather: Fine, Rail Position: +2m Entire

Section	Overall	1200m	1000m	800m	600m	400m	200m
Section Times	1:16.94 [2] (0:08.32)	1:08.62 [7] (0:11.20)	0:57.42 [7] (0:11.00)	0:46.42 [7] (0:11.62)	0:34.80 [7] (0:11.59)	0:23.21 [5] (0:11.38)	0:11.83 [6] (0:11.83)
Average Speed [km/h]	43.3	64.4	65.9	62.7	62.3	63.3	60.9
Top Speed [km/h]	60.8	66.2	67.2	63.8	63.0	65.2	63.3
Avg. Dist. to Rail [m]	6.0	1.9	2.3	2.7	0.6	3.2	4.4
Avg. Stride Freq. [Hz]	2.2	2.4	2.4	2.4	2.4	2.5	2.4
Avg. Stride Length [m]	5.3	7.1	7.1	7.0	7.0	6.8	6.9



- [ ] Ranking at each section and finish
- .-.- No data available at this section
- NA No data available



Horse/Jockey Name	Jellishot
Final Rank	3
Fastest Section Time (Section)	0:08.07 (Overall)
Top Speed [km/h] (Section)	67.8 (1200m)
Race State	Finished



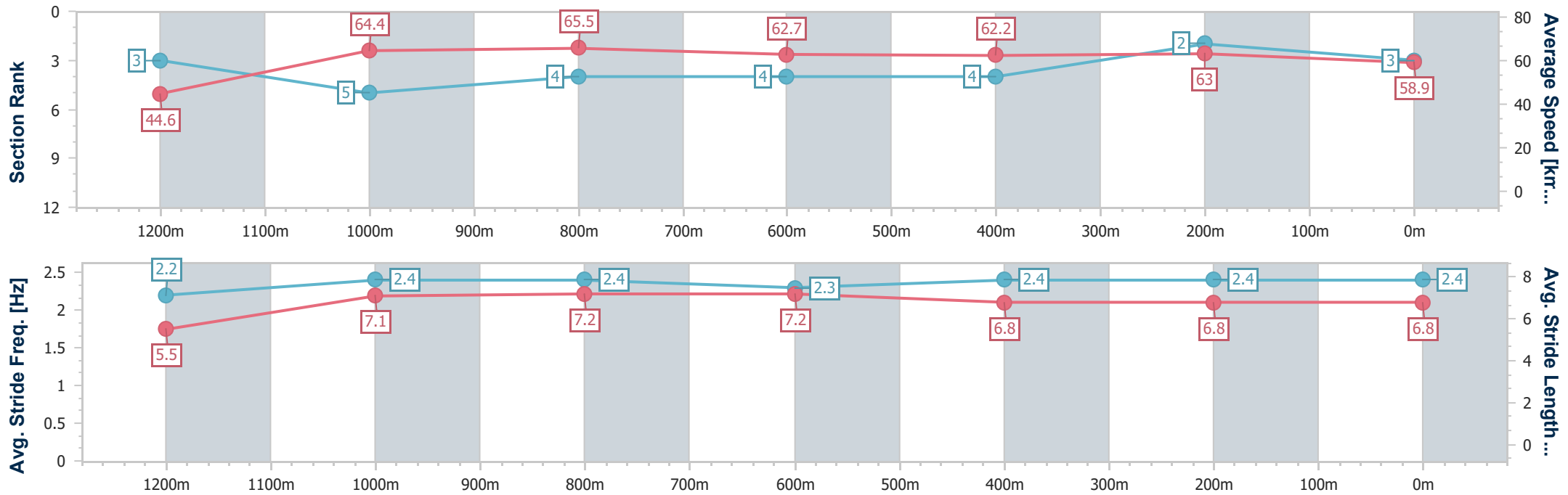
Mackay QLD Professional  
 Race 5: MACKAY CUTTERS - CHANGE THE GAME  
 BENCHMARK 55 Handicap - 1300m



22 August 2023 - 15:12

Track Rating: Good 4, Weather: Fine, Rail Position: +2m Entire

Section	Overall	1200m	1000m	800m	600m	400m	200m
Section Times	1:17.17 [3] (0:08.07)	1:09.10 [3] (0:11.21)	0:57.89 [5] (0:11.02)	0:46.87 [4] (0:11.54)	0:35.33 [4] (0:11.64)	0:23.69 [4] (0:11.47)	0:12.22 [2] (0:12.22)
Average Speed [km/h]	44.6	64.4	65.5	62.7	62.2	63.0	58.9
Top Speed [km/h]	60.9	67.8	67.7	63.7	63.1	63.5	62.2
Avg. Dist. to Rail [m]	5.0	1.7	1.0	1.0	0.9	3.4	3.9
Avg. Stride Freq. [Hz]	2.2	2.4	2.4	2.3	2.4	2.4	2.4
Avg. Stride Length [m]	5.5	7.1	7.2	7.2	6.8	6.8	6.8



- [ ] Ranking at each section and finish
- .-.- No data available at this section
- NA No data available



Horse/Jockey Name	Call Me Marilyn
Final Rank	4
Fastest Section Time (Section)	0:07.97 (Overall)
Top Speed [km/h] (Section)	67.8 (1200m)
Race State	Finished



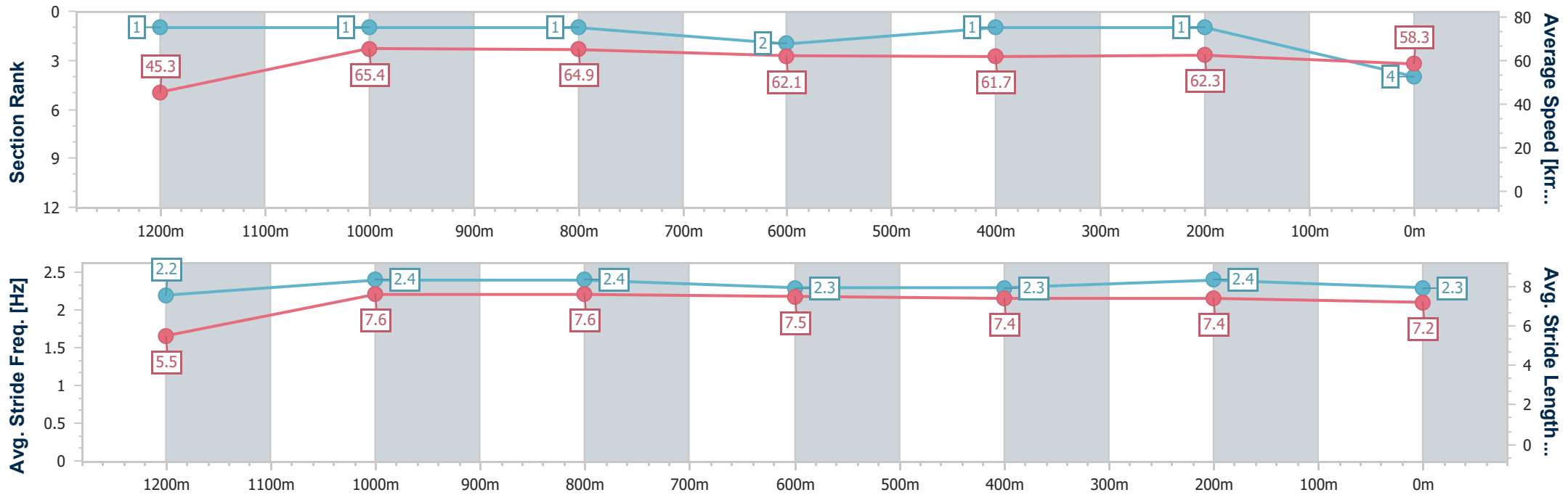
Mackay QLD Professional  
 Race 5: MACKAY CUTTERS - CHANGE THE GAME  
 BENCHMARK 55 Handicap - 1300m



22 August 2023 - 15:12

Track Rating: Good 4, Weather: Fine, Rail Position: +2m Entire

Section	Overall	1200m	1000m	800m	600m	400m	200m
Section Times	1:17.17 [4] (0:07.97)	1:09.20 [1] (0:11.02)	0:58.18 [1] (0:11.07)	0:47.11 [1] (0:11.61)	0:35.50 [2] (0:11.59)	0:23.91 [1] (0:11.55)	0:12.36 [1] (0:12.36)
Average Speed [km/h]	45.3	65.4	64.9	62.1	61.7	62.3	58.3
Top Speed [km/h]	63.1	67.8	67.3	63.0	62.8	63.0	61.1
Avg. Dist. to Rail [m]	10.0	1.4	0.4	0.4	0.8	0.4	0.5
Avg. Stride Freq. [Hz]	2.2	2.4	2.4	2.3	2.3	2.4	2.3
Avg. Stride Length [m]	5.5	7.6	7.6	7.5	7.4	7.4	7.2



- [ ] Ranking at each section and finish
- .-.- No data available at this section
- NA No data available



Horse/Jockey Name	Star Prince
Final Rank	5
Fastest Section Time (Section)	0:08.48 (Overall)
Top Speed [km/h] (Section)	67.8 (1000m)
Race State	Finished



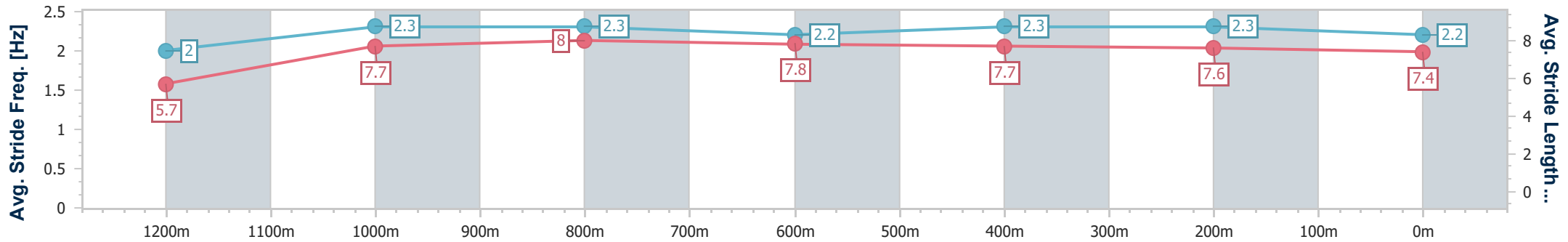
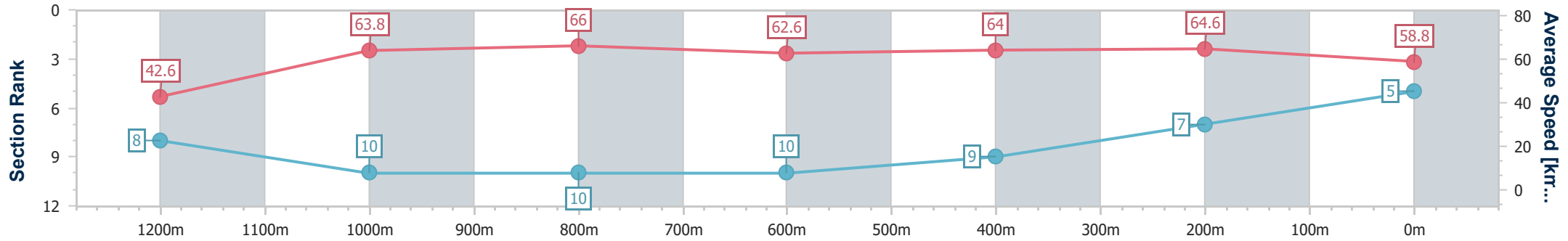
Mackay QLD Professional  
 Race 5: MACKAY CUTTERS - CHANGE THE GAME  
 BENCHMARK 55 Handicap - 1300m



22 August 2023 - 15:12

Track Rating: Good 4, Weather: Fine, Rail Position: +2m Entire

Section	Overall	1200m	1000m	800m	600m	400m	200m
Section Times	1:17.42 [5] (0:08.48)	1:08.94 [8] (0:11.36)	0:57.58 [10] (0:11.01)	0:46.57 [10] (0:11.64)	0:34.93 [10] (0:11.49)	0:23.44 [9] (0:11.19)	0:12.25 [7] (0:12.25)
Average Speed [km/h]	42.6	63.8	66.0	62.6	64.0	64.6	58.8
Top Speed [km/h]	60.4	65.2	67.8	65.1	65.5	66.1	64.1
Avg. Dist. to Rail [m]	9.4	3.7	2.5	3.5	2.9	3.7	3.6
Avg. Stride Freq. [Hz]	2.0	2.3	2.3	2.2	2.3	2.3	2.2
Avg. Stride Length [m]	5.7	7.7	8.0	7.8	7.7	7.6	7.4



- [ ] Ranking at each section and finish
- .-.- No data available at this section
- NA No data available



Horse/Jockey Name	Kefalonia
Final Rank	6
Fastest Section Time (Section)	0:08.08 (Overall)
Top Speed [km/h] (Section)	67.9 (1200m)
Race State	Finished



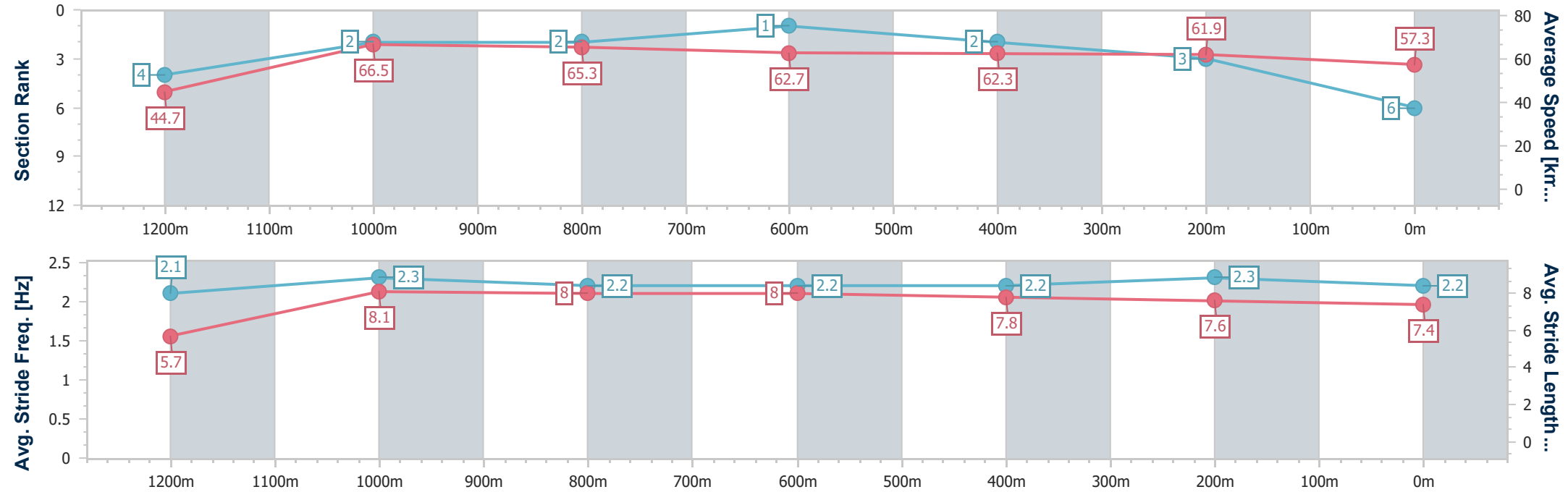
Mackay QLD Professional  
 Race 5: MACKAY CUTTERS - CHANGE THE GAME  
 BENCHMARK 55 Handicap - 1300m



22 August 2023 - 15:12

Track Rating: Good 4, Weather: Fine, Rail Position: +2m Entire

Section	Overall	1200m	1000m	800m	600m	400m	200m
Section Times	1:17.52 [6] (0:08.08)	1:09.44 [4] (0:10.92)	0:58.52 [2] (0:11.11)	0:47.41 [2] (0:11.54)	0:35.87 [1] (0:11.67)	0:24.20 [2] (0:11.65)	0:12.55 [3] (0:12.55)
Average Speed [km/h]	44.7	66.5	65.3	62.7	62.3	61.9	57.3
Top Speed [km/h]	64.3	67.9	67.5	64.1	63.2	62.7	60.5
Avg. Dist. to Rail [m]	12.7	5.9	2.5	2.1	1.4	1.5	1.9
Avg. Stride Freq. [Hz]	2.1	2.3	2.2	2.2	2.2	2.3	2.2
Avg. Stride Length [m]	5.7	8.1	8.0	8.0	7.8	7.6	7.4



- [ ] Ranking at each section and finish
- .-.- No data available at this section
- NA No data available





Horse/Jockey Name	Chatilly
Final Rank	7
Fastest Section Time (Section)	0:08.02 (Overall)
Top Speed [km/h] (Section)	67.7 (1000m)
Race State	Finished



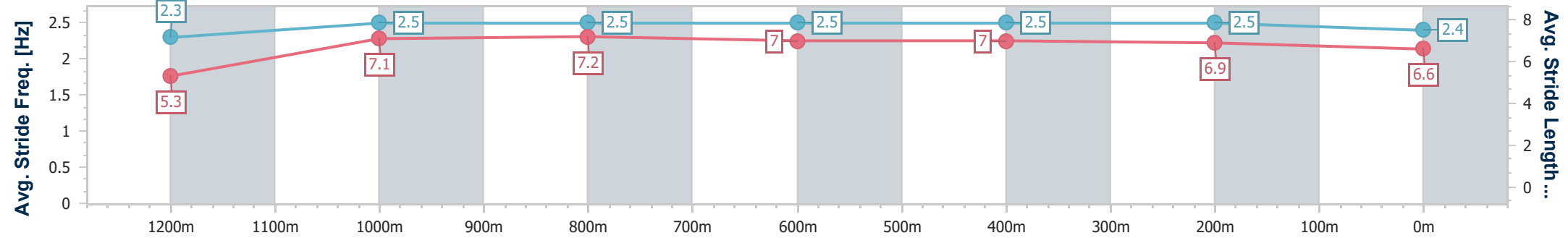
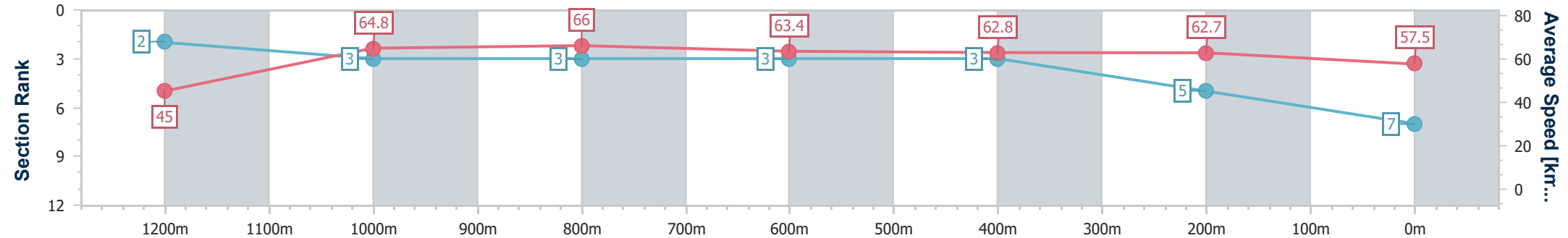
Mackay QLD Professional  
 Race 5: MACKAY CUTTERS - CHANGE THE GAME  
 BENCHMARK 55 Handicap - 1300m



22 August 2023 - 15:12

Track Rating: Good 4, Weather: Fine, Rail Position: +2m Entire

Section	Overall	1200m	1000m	800m	600m	400m	200m
Section Times	1:17.55 [7] (0:08.02)	1:09.53 [2] (0:11.13)	0:58.40 [3] (0:11.04)	0:47.36 [3] (0:11.52)	0:35.84 [3] (0:11.74)	0:24.10 [3] (0:11.57)	0:12.53 [5] (0:12.53)
Average Speed [km/h]	45.0	64.8	66.0	63.4	62.8	62.7	57.5
Top Speed [km/h]	60.9	66.5	67.7	65.3	63.4	63.6	61.6
Avg. Dist. to Rail [m]	7.4	1.6	2.9	4.6	3.2	4.7	5.2
Avg. Stride Freq. [Hz]	2.3	2.5	2.5	2.5	2.5	2.5	2.4
Avg. Stride Length [m]	5.3	7.1	7.2	7.0	7.0	6.9	6.6



- [ ] Ranking at each section and finish
- .-.- No data available at this section
- NA No data available



Horse/Jockey Name	Milky Rocket
Final Rank	8
Fastest Section Time (Section)	0:08.26 (Overall)
Top Speed [km/h] (Section)	66.5 (1000m)
Race State	Finished



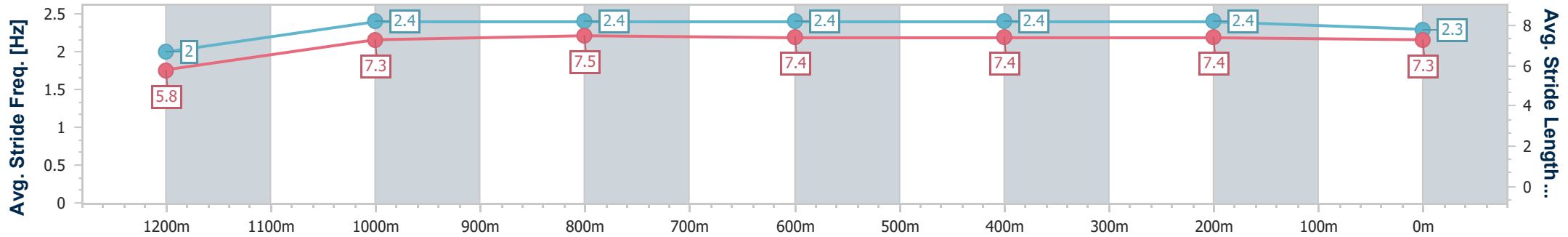
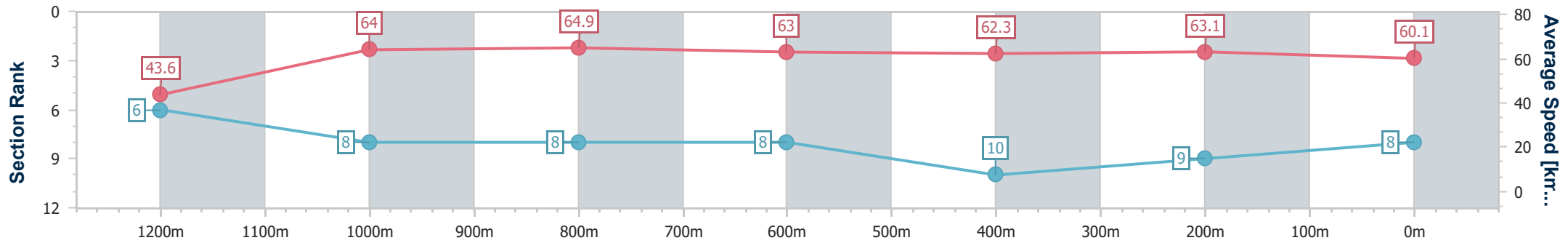
Mackay QLD Professional  
 Race 5: MACKAY CUTTERS - CHANGE THE GAME  
 BENCHMARK 55 Handicap - 1300m



22 August 2023 - 15:12

Track Rating: Good 4, Weather: Fine, Rail Position: +2m Entire

Section	Overall	1200m	1000m	800m	600m	400m	200m
Section Times	1:17.56 [8] (0:08.26)	1:09.30 [6] (0:11.32)	0:57.98 [8] (0:11.15)	0:46.83 [8] (0:11.59)	0:35.24 [8] (0:11.79)	0:23.45 [10] (0:11.46)	0:11.99 [9] (0:11.99)
Average Speed [km/h]	43.6	64.0	64.9	63.0	62.3	63.1	60.1
Top Speed [km/h]	60.2	65.5	66.5	65.8	63.8	64.6	62.2
Avg. Dist. to Rail [m]	8.4	3.2	2.4	3.6	2.8	3.8	2.6
Avg. Stride Freq. [Hz]	2.0	2.4	2.4	2.4	2.4	2.4	2.3
Avg. Stride Length [m]	5.8	7.3	7.5	7.4	7.4	7.4	7.3



- [ ] Ranking at each section and finish
- .-.- No data available at this section
- NA No data available



Horse/Jockey Name	Schatzi
Final Rank	9
Fastest Section Time (Section)	0:08.49 (Overall)
Top Speed [km/h] (Section)	68.3 (1000m)
Race State	Finished



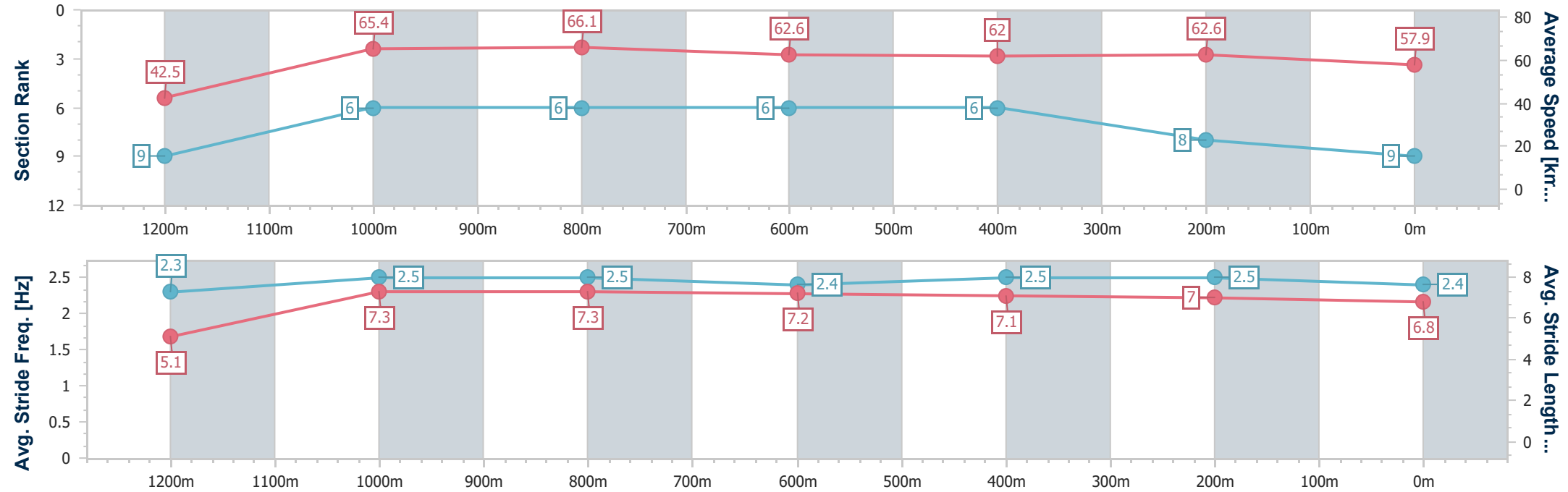
Mackay QLD Professional  
 Race 5: MACKAY CUTTERS - CHANGE THE GAME  
 BENCHMARK 55 Handicap - 1300m



22 August 2023 - 15:12

Track Rating: Good 4, Weather: Fine, Rail Position: +2m Entire

Section	Overall	1200m	1000m	800m	600m	400m	200m
Section Times	1:17.68 [9] (0:08.49)	1:09.19 [9] (0:11.02)	0:58.17 [6] (0:10.99)	0:47.18 [6] (0:11.61)	0:35.57 [6] (0:11.66)	0:23.91 [6] (0:11.47)	0:12.44 [8] (0:12.44)
Average Speed [km/h]	42.5	65.4	66.1	62.6	62.0	62.6	57.9
Top Speed [km/h]	60.9	67.7	68.3	64.4	63.2	63.2	62.0
Avg. Dist. to Rail [m]	4.5	1.0	2.8	2.8	0.6	0.7	0.7
Avg. Stride Freq. [Hz]	2.3	2.5	2.5	2.4	2.5	2.5	2.4
Avg. Stride Length [m]	5.1	7.3	7.3	7.2	7.1	7.0	6.8



- [ ] Ranking at each section and finish
- .-.- No data available at this section
- NA No data available



Horse/Jockey Name	Target The Stars
Final Rank	10
Fastest Section Time (Section)	0:08.12 (Overall)
Top Speed [km/h] (Section)	67.8 (1000m)
Race State	Finished



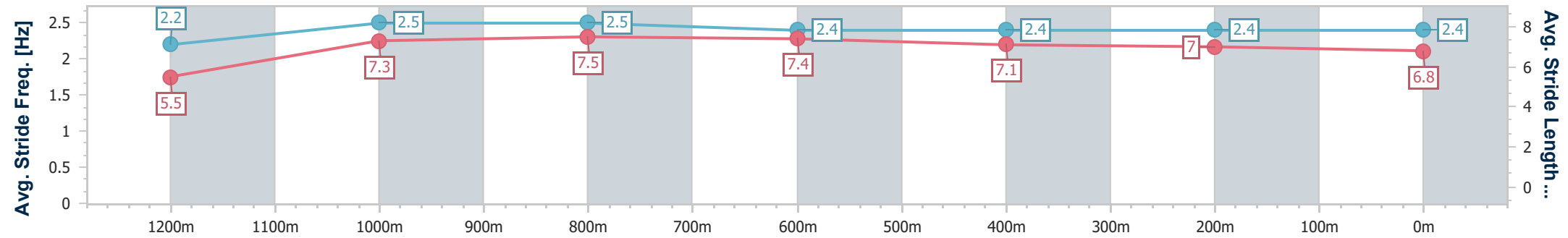
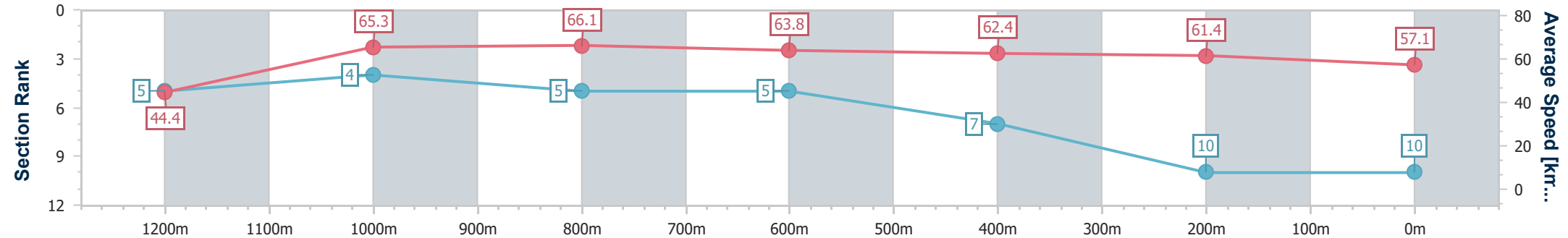
Mackay QLD Professional  
 Race 5: MACKAY CUTTERS - CHANGE THE GAME  
 BENCHMARK 55 Handicap - 1300m



22 August 2023 - 15:12

Track Rating: Good 4, Weather: Fine, Rail Position: +2m Entire

Section	Overall	1200m	1000m	800m	600m	400m	200m
Section Times	1:18.25 [10] (0:08.12)	1:10.13 [5] (0:11.10)	0:59.03 [4] (0:11.08)	0:47.95 [5] (0:11.56)	0:36.39 [5] (0:11.97)	0:24.42 [7] (0:11.82)	0:12.60 [10] (0:12.60)
Average Speed [km/h]	44.4	65.3	66.1	63.8	62.4	61.4	57.1
Top Speed [km/h]	61.4	66.9	67.8	65.6	64.7	62.2	60.0
Avg. Dist. to Rail [m]	11.3	4.6	5.3	6.8	5.1	4.2	3.1
Avg. Stride Freq. [Hz]	2.2	2.5	2.5	2.4	2.4	2.4	2.4
Avg. Stride Length [m]	5.5	7.3	7.5	7.4	7.1	7.0	6.8



- [ ] Ranking at each section and finish
- .-.- No data available at this section
- NA No data available