



Doomben QLD Professional

Race 4: SPRING CARNIVAL ON SALE NOW Class 3 Plate - 1615m

26 August 2023 - 13:39



BRISBANE
RACING CLUB

Track Rating: Good 4, Weather: Fine, Rail Position: +4m

Section														
Field Times		Overall	1400m	1200m	1000m	800m	600m	400m	Last 600m					
		1:37.82 (0:14.88)	1:22.94 (0:11.94)	1:11.00 (0:12.17)	0:58.83 (0:12.18)	0:46.65 (0:12.13)	0:34.52 (0:11.67)	0:22.85 (0:11.10)	0:34.52					
Rank	TAB	Horse/Jockey	Barrier	Top Speed [km/h]	Fastest Section								Distance Travelled [m]	
1	7	TIDAL CREEK Bailey Wheeler	9	66.8 400m	0:11.10 400m	1:37.82 [1] (0:15.20)	1:22.62 [3] (0:11.83)	1:10.79 [2] (0:12.10)	0:58.69 [2] (0:12.17)	0:46.52 [2] (0:12.04)	0:34.48 [2] (0:11.63)	0:22.85 [1] (0:11.10)	0:34.48	
2	6	SMYTZER Mark Du Plessis	11	65.9 400m	0:11.01 400m	1:38.11 [2] (0:15.30)	1:22.81 [5] (0:11.96)	1:10.85 [5] (0:12.18)	0:58.67 [4] (0:12.13)	0:46.54 [4] (0:12.03)	0:34.51 [3] (0:11.68)	0:22.83 [4] (0:11.01)	0:34.51	+5
3	19	ALL'S FAIR Rikki Jamieson	1	66.3 400m	0:11.11 400m	1:38.15 [3] (0:15.27)	1:22.88 [4] (0:11.99)	1:10.89 [4] (0:12.29)	0:58.60 [5] (0:12.23)	0:46.37 [5] (0:12.03)	0:34.34 [5] (0:11.51)	0:22.83 [5] (0:11.11)	0:34.34	-6
4	5	SATAY CHICKEN Cejay Graham	2	66.3 400m	0:11.07 400m	1:38.22 [4] (0:15.37)	1:22.85 [6] (0:11.96)	1:10.89 [6] (0:12.43)	0:58.46 [6] (0:12.14)	0:46.32 [6] (0:12.04)	0:34.28 [6] (0:11.42)	0:22.86 [6] (0:11.07)	0:34.28	+2
5	12	CITY MISSION Kyle Wilson-Taylor	7	65.0 400m	0:11.19 400m	1:38.28 [5] (0:15.09)	1:23.19 [2] (0:12.00)	1:11.19 [3] (0:12.22)	0:58.97 [3] (0:12.21)	0:46.76 [3] (0:12.10)	0:34.66 [4] (0:11.51)	0:23.15 [3] (0:11.19)	0:34.66	-2
6	15	RUSSIAN WARRIOR Micheal Hellyer	3	66.4 400m	0:10.94 400m	1:38.32 [6] (0:15.60)	1:22.72 [7] (0:11.92)	1:10.80 [7] (0:12.32)	0:58.48 [7] (0:12.20)	0:46.28 [7] (0:12.00)	0:34.28 [7] (0:11.52)	0:22.76 [8] (0:10.94)	0:34.28	+1
7	4	RED TOP Jake Molloy	5	66.3 400m	0:10.92 400m	1:38.33 [7] (0:15.61)	1:22.72 [8] (0:12.15)	1:10.57 [8] (0:12.37)	0:58.20 [9] (0:12.23)	0:45.97 [8] (0:11.87)	0:34.10 [8] (0:11.29)	0:22.81 [7] (0:10.92)	0:34.10	-9
8	1	ASHGROVE James Orman	20	68.2 400m	0:10.74 400m	1:38.36 [8] (0:16.08)	1:22.28 [12] (0:11.98)	1:10.30 [12] (0:12.32)	0:57.98 [12] (0:12.27)	0:45.71 [11] (0:12.05)	0:33.66 [12] (0:11.43)	0:22.23 [11] (0:10.74)	0:33.66	+8
9	10	NORTHERN DECREE Ben Thompson	16	66.5 400m	0:11.00 400m	1:38.38 [9] (0:15.66)	1:22.72 [9] (0:12.19)	1:10.53 [10] (0:12.32)	0:58.21 [10] (0:12.26)	0:45.95 [10] (0:11.94)	0:34.01 [9] (0:11.44)	0:22.57 [9] (0:11.00)	0:34.01	+6
10	20	YANGARI Jaden Lloyd	6	66.6 400m	0:10.97 400m	1:38.51 [10] (0:15.74)	1:22.77 [10] (0:12.05)	1:10.72 [9] (0:12.29)	0:58.43 [8] (0:12.34)	0:46.09 [9] (0:11.99)	0:34.10 [10] (0:11.50)	0:22.60 [10] (0:10.97)	0:34.10	+5

Scratched: Hector De Maris (#17), Bedford Square (#16), Ella Te Ama (#13), Lucky Decision (#3), Matthew Flinders (#9), Soarhi (#18), Calcareous (#21), Invisibile Tears (#14), Viminele (#8)

[] Ranking at each section and finish
-:--:-- No data available at this section
NA No data available

SCN Saddle cloth number
DNF Did not finish
DNT Did not track



Doomben QLD Professional

Race 4: SPRING CARNIVAL ON SALE NOW Class 3 Plate - 1615m

26 August 2023 - 13:39



BRISBANE
RACING CLUB

Track Rating: Good 4, Weather: Fine, Rail Position: +4m

Section		Overall	1400m	1200m	1000m	800m	600m	400m	Last 600m				
Field Times		1:37.82 (0:14.88)	1:22.94 (0:11.94)	1:11.00 (0:12.17)	0:58.83 (0:12.18)	0:46.65 (0:12.13)	0:34.52 (0:11.67)	0:22.85 (0:11.10)	0:34.52				
Rank	TAB Horse/Jockey	Barrier	Top Speed [km/h]	Fastest Section					Distance Travelled [m]				
11	11 SMART CITY Sean Cormack	10	64.4	0:11.35	1:38.54 [11] (0:14.88)	1:23.66 [1] (0:11.94)	1:11.72 [1] (0:12.17)	0:59.55 [1] (0:12.18)	0:47.37 [1] (0:12.13)	0:35.24 [1] (0:11.75)	0:23.49 [2] (0:11.35)	0:35.24	+2
12	2 BETTCHA THE CROWN Damien Thornton	12	68.7	0:10.73	1:38.58 [12] (0:15.99)	1:22.59 [11] (0:12.01)	1:10.58 [11] (0:12.32)	0:58.26 [11] (0:12.36)	0:45.90 [12] (0:12.01)	0:33.89 [11] (0:11.48)	0:22.41 [12] (0:10.73)	0:33.89	+1

Scratched: Hector De Maris (#17), Bedford Square (#16), Ella Te Ama (#13), Lucky Decision (#3), Matthew Flinders (#9), Soarhi (#18), Calcareous (#21), Invisible Tears (#14), Viminele (#8)

[] Ranking at each section and finish
 -:-:-:- No data available at this section
 NA No data available

SCN Saddle cloth number
 DNF Did not finish
 DNT Did not track



Doomben QLD Professional

Race 4: SPRING CARNIVAL ON SALE NOW Class 3 Plate - 1615m

26 August 2023 - 13:39



BRISBANE
RACING CLUB

Track Rating: Good 4, Weather: Fine, Rail Position: +4m

Section				200m				Last 600m	
Field Times				0:11.75 (0:11.75)				0:34.52	
Rank	TAB	Horse/Jockey	Barrier	Top Speed [km/h]	Fastest Section	Margin			Distance Travelled [m]
1	7	TIDAL CREEK Bailey Wheeler	9	66.8 400m	0:11.10 400m	0:11.75 [1] (0:11.75)	1:37.82		0:34.48
2	6	SMYTZER Mark Du Plessis	11	65.9 400m	0:11.01 400m	0:11.82 [2] (0:11.82)	1.68L		0:34.51 +5
3	19	ALL'S FAIR Rikki Jamieson	1	66.3 400m	0:11.11 400m	0:11.72 [5] (0:11.72)	1.95L		0:34.34 -6
4	5	SATAY CHICKEN Cejay Graham	2	66.3 400m	0:11.07 400m	0:11.79 [6] (0:11.79)	2.32L		0:34.28 +2
5	12	CITY MISSION Kyle Wilson-Taylor	7	65.0 400m	0:11.19 400m	0:11.96 [3] (0:11.96)	2.7L		0:34.66 -2
6	15	RUSSIAN WARRIOR Micheal Hellyer	3	66.4 400m	0:10.94 400m	0:11.82 [8] (0:11.82)	2.93L		0:34.28 +1
7	4	RED TOP Jake Molloy	5	66.3 400m	0:10.92 400m	0:11.89 [7] (0:11.89)	2.98L		0:34.10 -9
8	1	ASHGROVE James Orman	20	68.2 400m	0:10.74 400m	0:11.49 [10] (0:11.49)	3.13L		0:33.66 +8
9	10	NORTHERN DECREE Ben Thompson	16	66.5 400m	0:11.00 400m	0:11.57 [9] (0:11.57)	3.26L		0:34.01 +6
10	20	YANGARI Jaden Lloyd	6	66.6 400m	0:10.97 400m	0:11.63 [11] (0:11.63)	4.03L		0:34.10 +5

Scratched: Hector De Maris (#17), Bedford Square (#16), Ella Te Ama (#13), Lucky Decision (#3), Matthew Flinders (#9), Soarhi (#18), Calcareous (#21), Invisibile Tears (#14), Viminele (#8)



Doomben QLD Professional

Race 4: SPRING CARNIVAL ON SALE NOW Class 3 Plate - 1615m

26 August 2023 - 13:39



BRISBANE
RACING CLUB

Track Rating: Good 4, Weather: Fine, Rail Position: +4m

Section				200m				Last 600m		
Field Times				0:11.75 (0:11.75)				0:34.52		
Rank	TAB	Horse/Jockey	Barrier	Top Speed [km/h]	Fastest Section	Margin			Distance Travelled [m]	
11	11	SMART CITY	10	64.4	0:11.35	0:12.14 [4]	4.22L		0:35.24	+2
		Sean Cormack		Overall	400m	(0:12.14)				
12	2	BETTCHA THE CROWN	12	68.7	0:10.73	0:11.68 [12]	4.45L		0:33.89	+1
		Damien Thornton		400m	400m	(0:11.68)				

Scratched: Hector De Maris (#17), Bedford Square (#16), Ella Te Ama (#13), Lucky Decision (#3), Matthew Flinders (#9), Soarhi (#18), Calcareous (#21), Invisible Tears (#14), Viminele (#8)

[] Ranking at each section and finish
 -:-:-:- No data available at this section
 NA No data available

SCN Saddle cloth number
 DNF Did not finish
 DNT Did not track



Horse/Jockey Name	Tidal Creek
Final Rank	1
Fastest Section Time (Section)	0:11.10 (400m)
Top Speed [km/h] (Section)	66.8 (400m)
Race State	Finished



Doomben QLD Professional
Race 4: SPRING CARNIVAL ON SALE NOW Class 3 Plate - 1615m

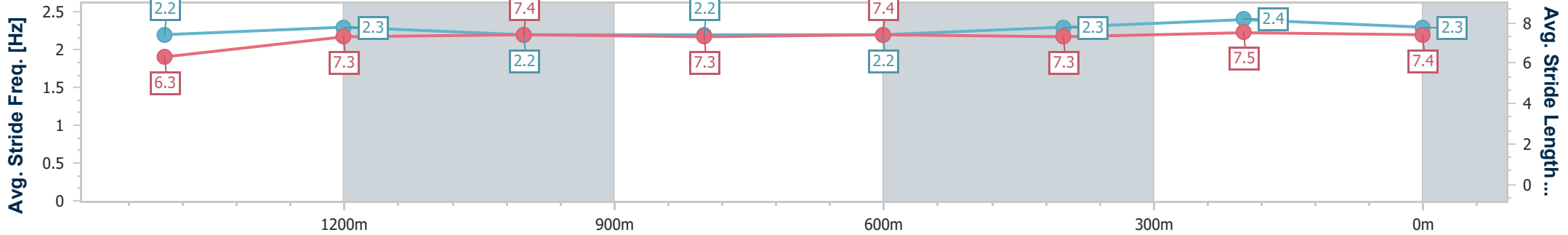
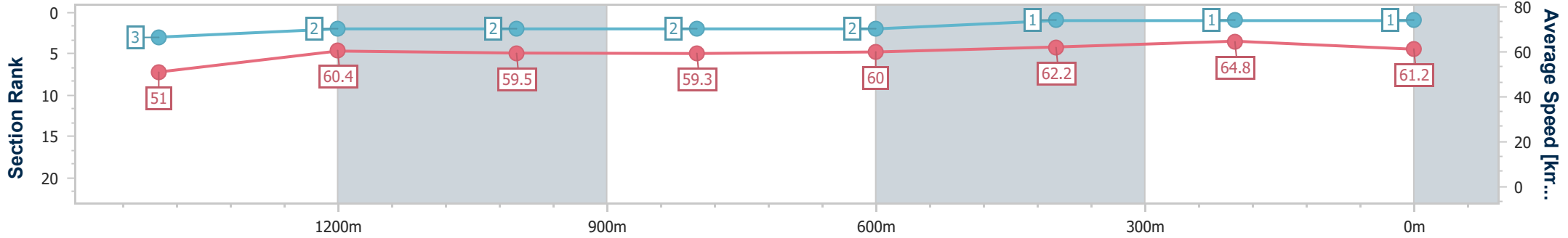


BRISBANE
 RACING CLUB

26 August 2023 - 13:39

Track Rating: Good 4, Weather: Fine, Rail Position: +4m

Section	Overall	1400m	1200m	1000m	800m	600m	400m	200m
Section Times	1:37.82 [1] (0:15.20)	1:22.62 [3] (0:11.83)	1:10.79 [2] (0:12.10)	0:58.69 [2] (0:12.17)	0:46.52 [2] (0:12.04)	0:34.48 [2] (0:11.63)	0:22.85 [1] (0:11.10)	0:11.75 [1] (0:11.75)
Average Speed [km/h]	51.0	60.4	59.5	59.3	60.0	62.2	64.8	61.2
Top Speed [km/h]	63.6	62.3	60.5	60.1	61.4	64.2	66.8	63.7
Avg. Dist. to Rail [m]	1.9	1.0	0.9	0.9	0.5	0.7	0.3	2.0
Avg. Stride Freq. [Hz]	2.2	2.3	2.2	2.2	2.2	2.3	2.4	2.3
Avg. Stride Length [m]	6.3	7.3	7.4	7.3	7.4	7.3	7.5	7.4



- [] Ranking at each section and finish
- .-.- No data available at this section
- NA No data available



Horse/Jockey Name	Smytzer
Final Rank	2
Fastest Section Time (Section)	0:11.01 (400m)
Top Speed [km/h] (Section)	65.9 (400m)
Race State	Finished



Doomben QLD Professional
Race 4: SPRING CARNIVAL ON SALE NOW Class 3 Plate - 1615m

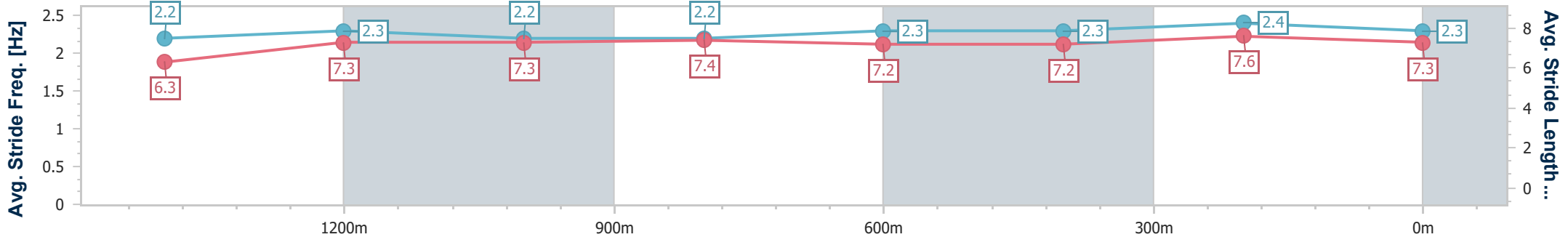
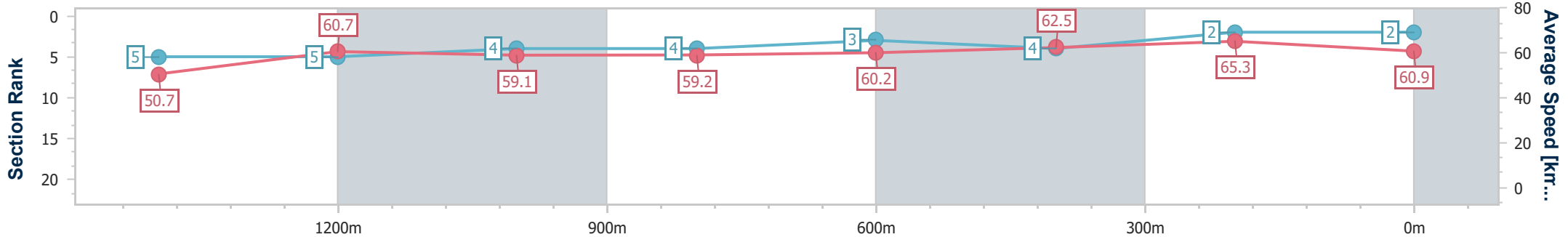
26 August 2023 - 13:39

Track Rating: Good 4, Weather: Fine, Rail Position: +4m



BRISBANE RACING CLUB

Section	Overall	1400m	1200m	1000m	800m	600m	400m	200m
Section Times	1:38.11 [2] (0:15.30)	1:22.81 [5] (0:11.96)	1:10.85 [5] (0:12.18)	0:58.67 [4] (0:12.13)	0:46.54 [4] (0:12.03)	0:34.51 [3] (0:11.68)	0:22.83 [4] (0:11.01)	0:11.82 [2] (0:11.82)
Average Speed [km/h]	50.7	60.7	59.1	59.2	60.2	62.5	65.3	60.9
Top Speed [km/h]	61.9	62.4	60.5	60.7	62.7	64.3	65.9	63.9
Avg. Dist. to Rail [m]	4.3	1.4	0.9	0.3	1.2	2.0	0.5	0.9
Avg. Stride Freq. [Hz]	2.2	2.3	2.2	2.2	2.3	2.3	2.4	2.3
Avg. Stride Length [m]	6.3	7.3	7.3	7.4	7.2	7.2	7.6	7.3



- [] Ranking at each section and finish
- .-.- No data available at this section
- NA No data available



Horse/Jockey Name	All's Fair
Final Rank	3
Fastest Section Time (Section)	0:11.11 (400m)
Top Speed [km/h] (Section)	66.3 (400m)
Race State	Finished



Doomben QLD Professional
Race 4: SPRING CARNIVAL ON SALE NOW Class 3 Plate - 1615m

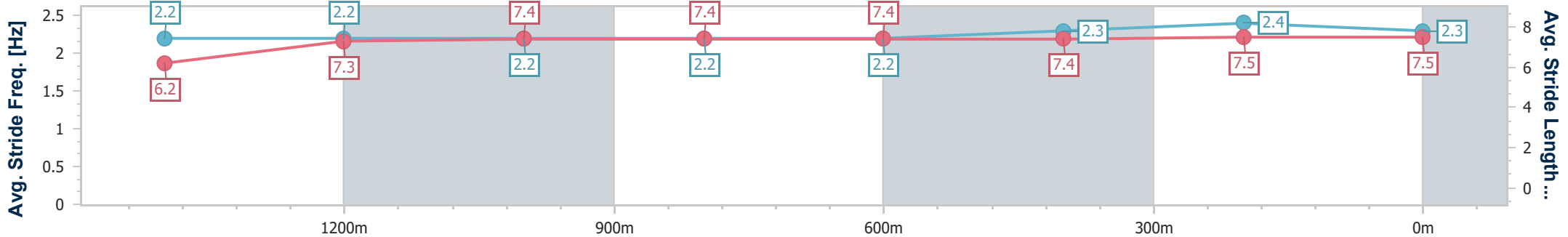
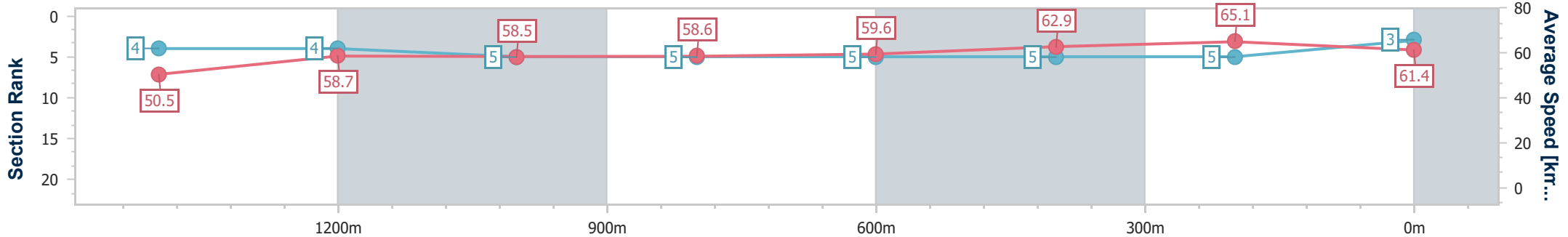
26 August 2023 - 13:39

Track Rating: Good 4, Weather: Fine, Rail Position: +4m



BRISBANE RACING CLUB

Section	Overall	1400m	1200m	1000m	800m	600m	400m	200m
Section Times	1:38.15 [3] (0:15.27)	1:22.88 [4] (0:11.99)	1:10.89 [4] (0:12.29)	0:58.60 [5] (0:12.23)	0:46.37 [5] (0:12.03)	0:34.34 [5] (0:11.51)	0:22.83 [5] (0:11.11)	0:11.72 [5] (0:11.72)
Average Speed [km/h]	50.5	58.7	58.5	58.6	59.6	62.9	65.1	61.4
Top Speed [km/h]	63.5	60.0	59.7	60.0	60.8	64.8	66.3	64.4
Avg. Dist. to Rail [m]	3.2	3.5	2.2	1.5	1.0	0.9	2.5	3.0
Avg. Stride Freq. [Hz]	2.2	2.2	2.2	2.2	2.2	2.3	2.4	2.3
Avg. Stride Length [m]	6.2	7.3	7.4	7.4	7.4	7.4	7.5	7.5



- [] Ranking at each section and finish
- .-.- No data available at this section
- NA No data available



Horse/Jockey Name	Satay Chicken
Final Rank	4
Fastest Section Time (Section)	0:11.07 (400m)
Top Speed [km/h] (Section)	66.3 (400m)
Race State	Finished



Doomben QLD Professional
Race 4: SPRING CARNIVAL ON SALE NOW Class 3 Plate - 1615m

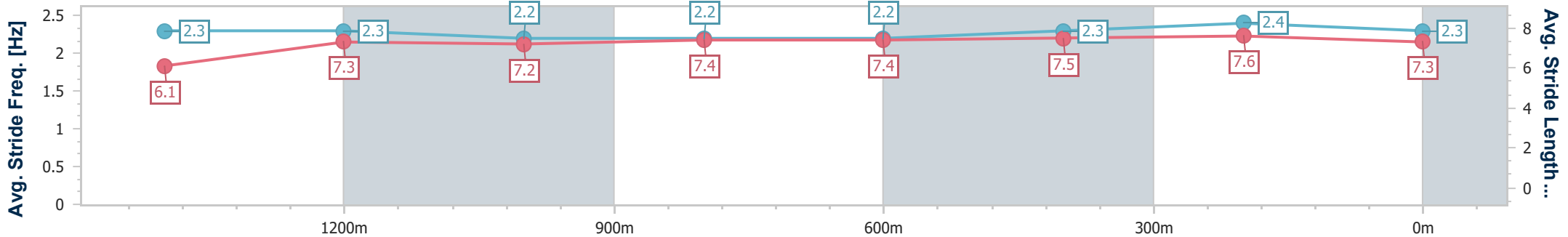
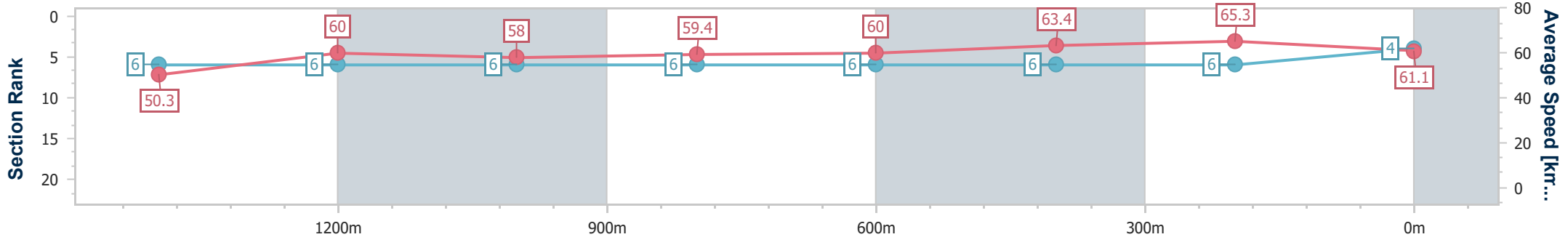
26 August 2023 - 13:39

Track Rating: Good 4, Weather: Fine, Rail Position: +4m



BRISBANE
RACING CLUB

Section	Overall	1400m	1200m	1000m	800m	600m	400m	200m
Section Times	1:38.22 [4] (0:15.37)	1:22.85 [6] (0:11.96)	1:10.89 [6] (0:12.43)	0:58.46 [6] (0:12.14)	0:46.32 [6] (0:12.04)	0:34.28 [6] (0:11.42)	0:22.86 [6] (0:11.07)	0:11.79 [6] (0:11.79)
Average Speed [km/h]	50.3	60.0	58.0	59.4	60.0	63.4	65.3	61.1
Top Speed [km/h]	61.5	61.9	60.1	60.2	61.2	65.4	66.3	63.9
Avg. Dist. to Rail [m]	1.0	0.5	0.7	0.9	0.7	0.9	3.5	4.0
Avg. Stride Freq. [Hz]	2.3	2.3	2.2	2.2	2.2	2.3	2.4	2.3
Avg. Stride Length [m]	6.1	7.3	7.2	7.4	7.4	7.5	7.6	7.3



- [] Ranking at each section and finish
- .-.- No data available at this section
- NA No data available



Horse/Jockey Name	City Mission
Final Rank	5
Fastest Section Time (Section)	0:11.19 (400m)
Top Speed [km/h] (Section)	65.0 (400m)
Race State	Finished



Doomben QLD Professional
Race 4: SPRING CARNIVAL ON SALE NOW Class 3 Plate - 1615m

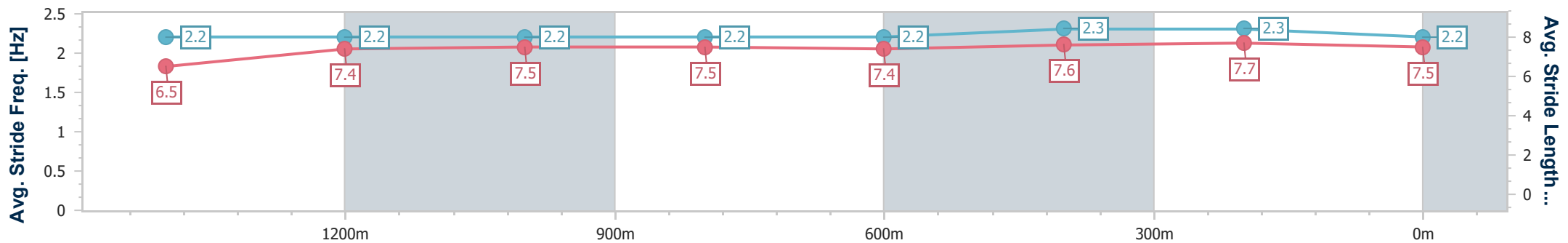
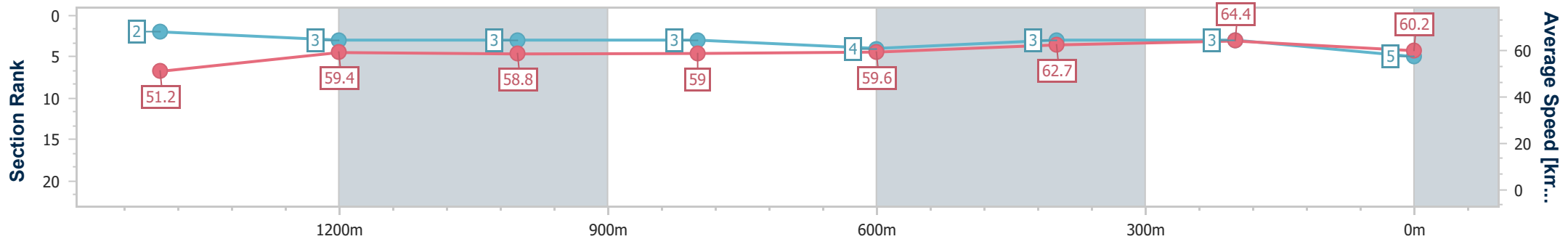
26 August 2023 - 13:39

Track Rating: Good 4, Weather: Fine, Rail Position: +4m



BRISBANE RACING CLUB

Section	Overall	1400m	1200m	1000m	800m	600m	400m	200m
Section Times	1:38.28 [5] (0:15.09)	1:23.19 [2] (0:12.00)	1:11.19 [3] (0:12.22)	0:58.97 [3] (0:12.21)	0:46.76 [3] (0:12.10)	0:34.66 [4] (0:11.51)	0:23.15 [3] (0:11.19)	0:11.96 [3] (0:11.96)
Average Speed [km/h]	51.2	59.4	58.8	59.0	59.6	62.7	64.4	60.2
Top Speed [km/h]	63.1	61.3	59.4	60.0	62.0	63.7	65.0	64.3
Avg. Dist. to Rail [m]	1.6	1.7	0.5	0.2	0.3	0.3	1.4	0.5
Avg. Stride Freq. [Hz]	2.2	2.2	2.2	2.2	2.2	2.3	2.3	2.2
Avg. Stride Length [m]	6.5	7.4	7.5	7.5	7.4	7.6	7.7	7.5



- [] Ranking at each section and finish
- .-.- No data available at this section
- NA No data available



Horse/Jockey Name	Russian Warrior
Final Rank	6
Fastest Section Time (Section)	0:10.94 (400m)
Top Speed [km/h] (Section)	66.4 (400m)
Race State	Finished



Doomben QLD Professional
Race 4: SPRING CARNIVAL ON SALE NOW Class 3 Plate - 1615m

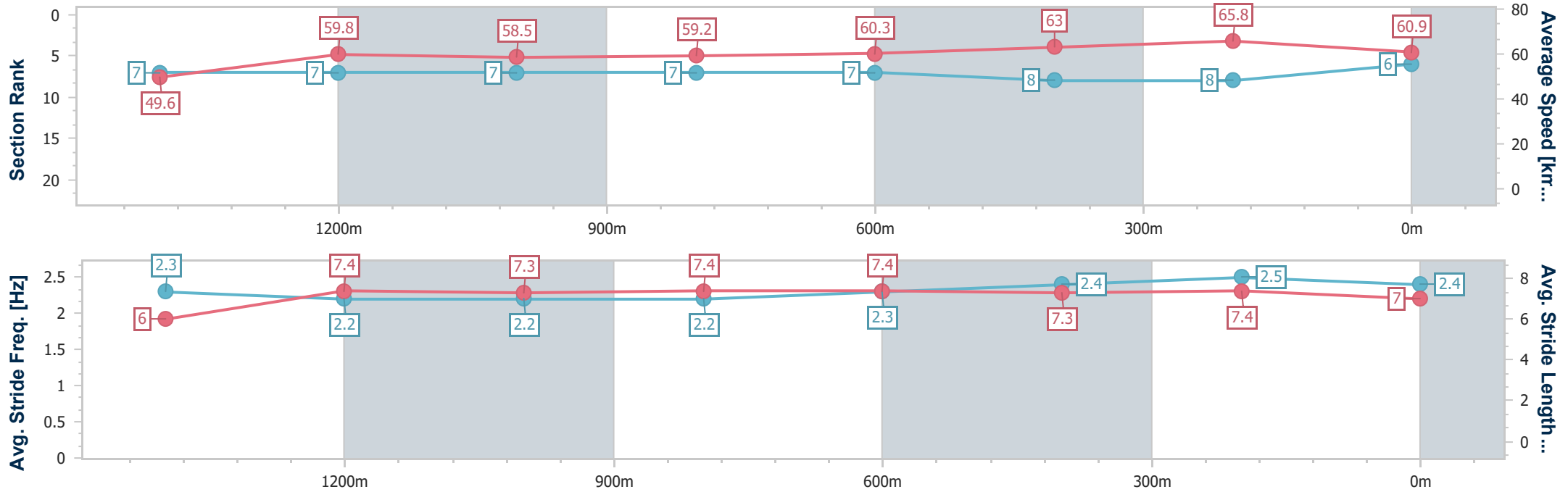
26 August 2023 - 13:39

Track Rating: Good 4, Weather: Fine, Rail Position: +4m



BRISBANE
RACING CLUB

Section	Overall	1400m	1200m	1000m	800m	600m	400m	200m					
Section Times	1:38.32 [6] (0:15.60)	1:22.72 [7] (0:11.92)	1:10.80 [7] (0:12.32)	0:58.48 [7] (0:12.20)	0:46.28 [7] (0:12.00)	0:34.28 [7] (0:11.52)	0:22.76 [8] (0:10.94)	0:11.82 [8] (0:11.82)					
Average Speed [km/h]	49.6	59.8	58.5	59.2	60.3	63.0	65.8	60.9					
Top Speed [km/h]	60.3	61.2	60.2	60.4	61.8	64.1	66.4	65.0					
Avg. Dist. to Rail [m]	1.4	1.5	0.6	0.8	1.4	1.1	2.3	5.4					
Avg. Stride Freq. [Hz]	2.3	2.2	2.2	2.2	2.3	2.4	2.5	2.4					
Avg. Stride Length [m]	6.0	7.4	7.3	7.4	7.4	7.3	7.4	7.0					



- [] Ranking at each section and finish
- .-.- No data available at this section
- NA No data available



Horse/Jockey Name	Red Top
Final Rank	7
Fastest Section Time (Section)	0:10.92 (400m)
Top Speed [km/h] (Section)	66.3 (400m)
Race State	Finished



Doomben QLD Professional
Race 4: SPRING CARNIVAL ON SALE NOW Class 3 Plate - 1615m

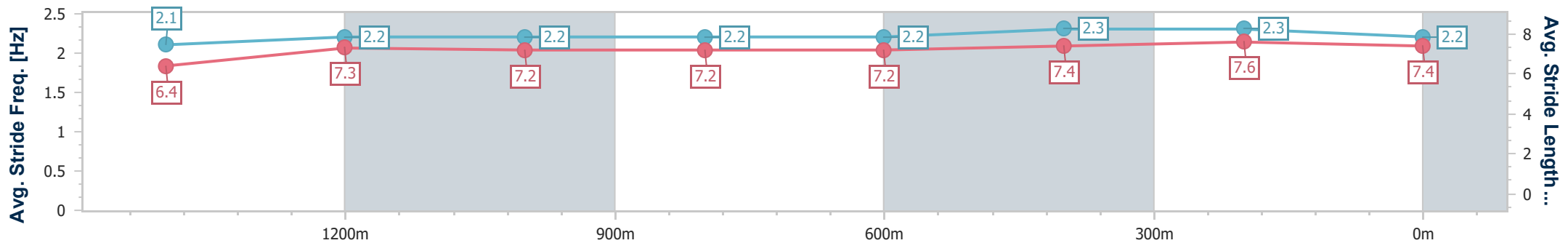
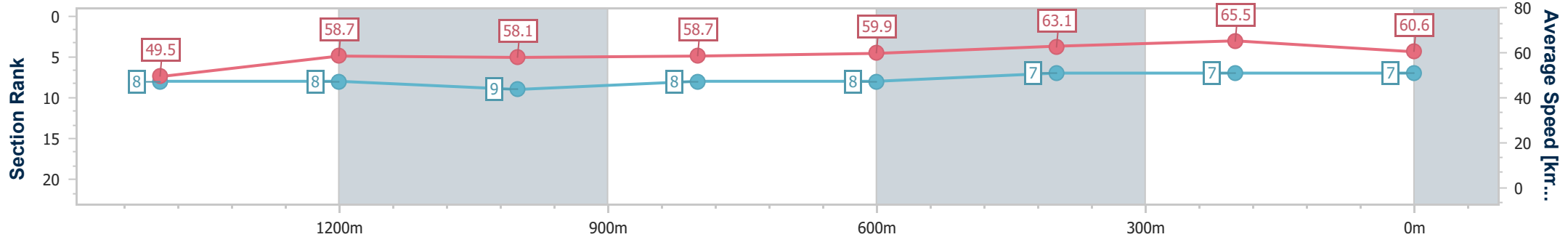
26 August 2023 - 13:39

Track Rating: Good 4, Weather: Fine, Rail Position: +4m



BRISBANE RACING CLUB

Section	Overall	1400m	1200m	1000m	800m	600m	400m	200m
Section Times	1:38.33 [7] (0:15.61)	1:22.72 [8] (0:12.15)	1:10.57 [8] (0:12.37)	0:58.20 [9] (0:12.23)	0:45.97 [8] (0:11.87)	0:34.10 [8] (0:11.29)	0:22.81 [7] (0:10.92)	0:11.89 [7] (0:11.89)
Average Speed [km/h]	49.5	58.7	58.1	58.7	59.9	63.1	65.5	60.6
Top Speed [km/h]	61.1	60.6	59.3	59.9	60.9	65.3	66.3	64.0
Avg. Dist. to Rail [m]	1.1	1.3	0.8	0.9	2.3	2.2	1.2	1.3
Avg. Stride Freq. [Hz]	2.1	2.2	2.2	2.2	2.2	2.3	2.3	2.2
Avg. Stride Length [m]	6.4	7.3	7.2	7.2	7.2	7.4	7.6	7.4



- [] Ranking at each section and finish
- .-.- No data available at this section
- NA No data available



Horse/Jockey Name	Ashgrove
Final Rank	8
Fastest Section Time (Section)	0:10.74 (400m)
Top Speed [km/h] (Section)	68.2 (400m)
Race State	Finished



Doomben QLD Professional
Race 4: SPRING CARNIVAL ON SALE NOW Class 3 Plate - 1615m

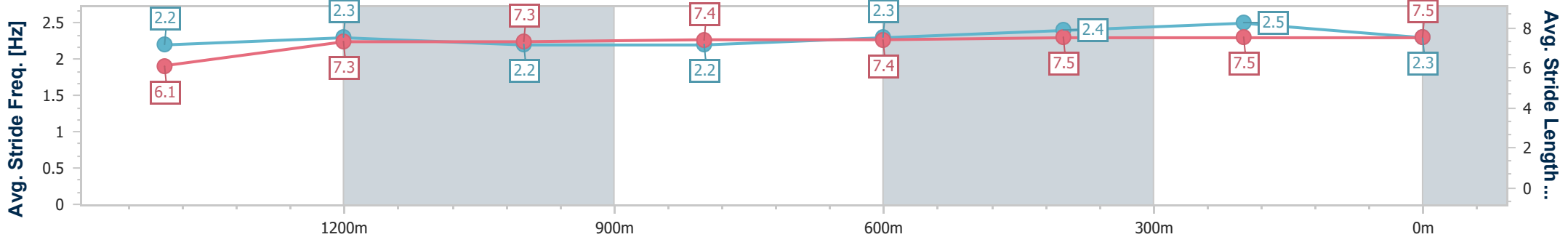
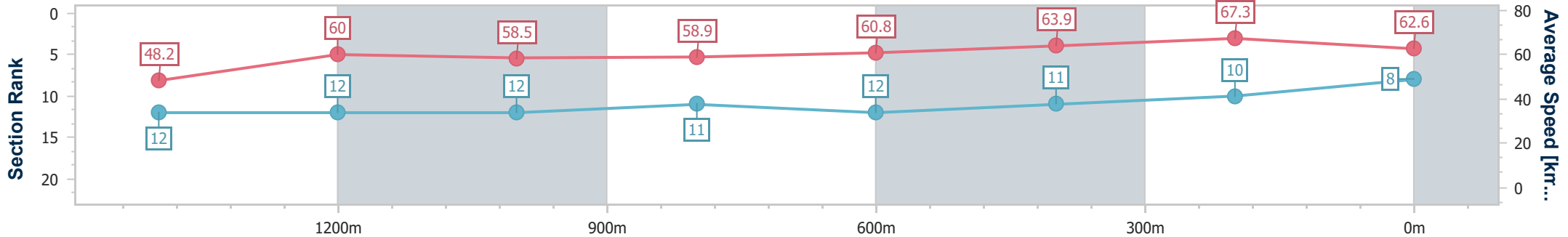


BRISBANE RACING CLUB

26 August 2023 - 13:39

Track Rating: Good 4, Weather: Fine, Rail Position: +4m

Section	Overall	1400m	1200m	1000m	800m	600m	400m	200m
Section Times	1:38.36 [8] (0:16.08)	1:22.28 [12] (0:11.98)	1:10.30 [12] (0:12.32)	0:57.98 [12] (0:12.27)	0:45.71 [11] (0:12.05)	0:33.66 [12] (0:11.43)	0:22.23 [11] (0:10.74)	0:11.49 [10] (0:11.49)
Average Speed [km/h]	48.2	60.0	58.5	58.9	60.8	63.9	67.3	62.6
Top Speed [km/h]	61.1	62.0	59.6	60.1	62.4	66.7	68.2	65.8
Avg. Dist. to Rail [m]	4.4	0.4	1.1	1.4	3.2	2.4	3.8	6.1
Avg. Stride Freq. [Hz]	2.2	2.3	2.2	2.2	2.3	2.4	2.5	2.3
Avg. Stride Length [m]	6.1	7.3	7.3	7.4	7.4	7.5	7.5	7.5



- [] Ranking at each section and finish
- .-.- No data available at this section
- NA No data available



Horse/Jockey Name	Northern Decree
Final Rank	9
Fastest Section Time (Section)	0:11.00 (400m)
Top Speed [km/h] (Section)	66.5 (400m)
Race State	Finished



Doomben QLD Professional
Race 4: SPRING CARNIVAL ON SALE NOW Class 3 Plate - 1615m

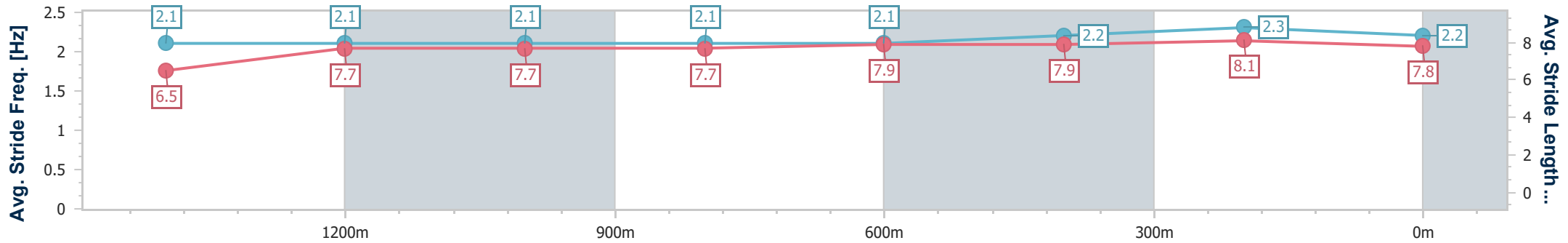
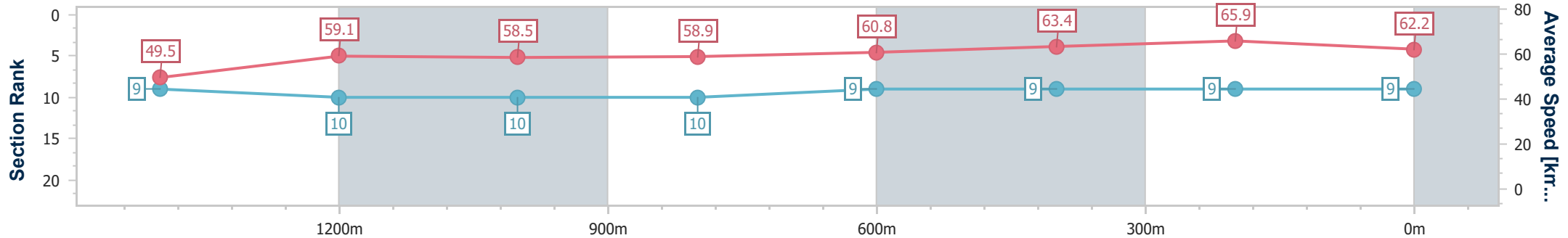
26 August 2023 - 13:39

Track Rating: Good 4, Weather: Fine, Rail Position: +4m



BRISBANE RACING CLUB

Section	Overall	1400m	1200m	1000m	800m	600m	400m	200m
Section Times	1:38.38 [9] (0:15.66)	1:22.72 [9] (0:12.19)	1:10.53 [10] (0:12.32)	0:58.21 [10] (0:12.26)	0:45.95 [10] (0:11.94)	0:34.01 [9] (0:11.44)	0:22.57 [9] (0:11.00)	0:11.57 [9] (0:11.57)
Average Speed [km/h]	49.5	59.1	58.5	58.9	60.8	63.4	65.9	62.2
Top Speed [km/h]	61.0	60.2	60.0	60.1	62.1	65.4	66.5	65.5
Avg. Dist. to Rail [m]	5.0	0.4	0.7	1.1	1.6	1.5	4.0	3.8
Avg. Stride Freq. [Hz]	2.1	2.1	2.1	2.1	2.1	2.2	2.3	2.2
Avg. Stride Length [m]	6.5	7.7	7.7	7.7	7.9	7.9	8.1	7.8



- [] Ranking at each section and finish
- .-.- No data available at this section
- NA No data available



Horse/Jockey Name	Yangari
Final Rank	10
Fastest Section Time (Section)	0:10.97 (400m)
Top Speed [km/h] (Section)	66.6 (400m)
Race State	Finished



Doomben QLD Professional
Race 4: SPRING CARNIVAL ON SALE NOW Class 3 Plate - 1615m

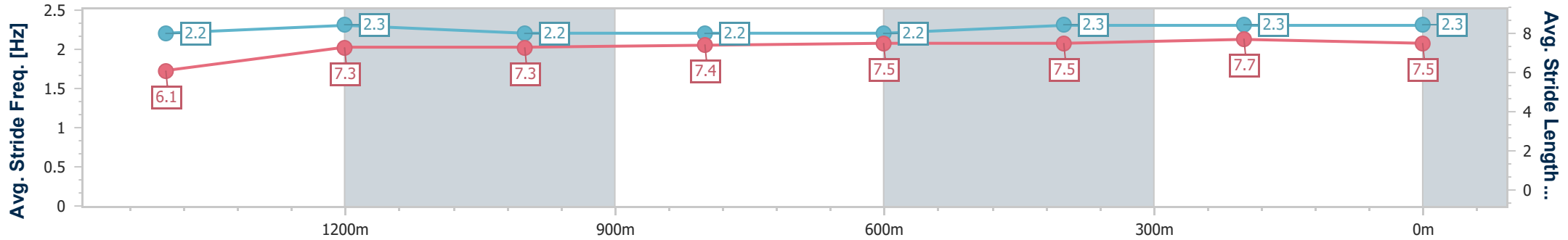
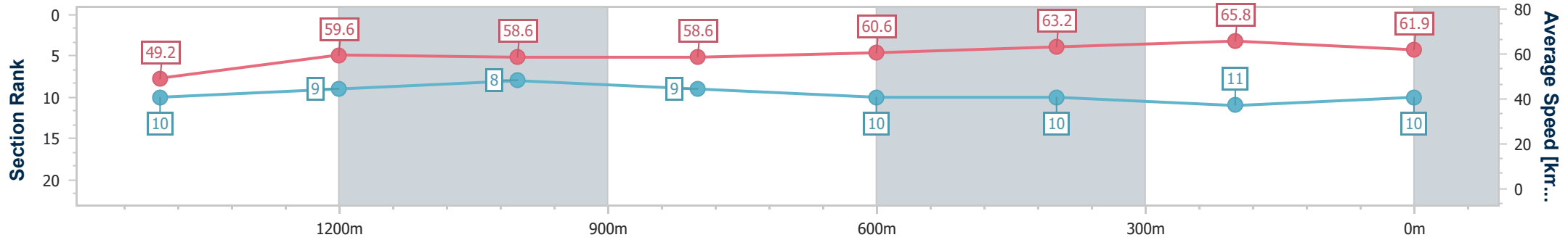
26 August 2023 - 13:39

Track Rating: Good 4, Weather: Fine, Rail Position: +4m



BRISBANE RACING CLUB

Section	Overall	1400m	1200m	1000m	800m	600m	400m	200m
Section Times	1:38.51 [10] (0:15.74)	1:22.77 [10] (0:12.05)	1:10.72 [9] (0:12.29)	0:58.43 [8] (0:12.34)	0:46.09 [9] (0:11.99)	0:34.10 [10] (0:11.50)	0:22.60 [10] (0:10.97)	0:11.63 [11] (0:11.63)
Average Speed [km/h]	49.2	59.6	58.6	58.6	60.6	63.2	65.8	61.9
Top Speed [km/h]	60.3	61.4	59.8	59.4	62.3	65.2	66.6	64.7
Avg. Dist. to Rail [m]	1.1	0.5	0.8	1.2	2.1	1.7	1.0	1.9
Avg. Stride Freq. [Hz]	2.2	2.3	2.2	2.2	2.2	2.3	2.3	2.3
Avg. Stride Length [m]	6.1	7.3	7.3	7.4	7.5	7.5	7.7	7.5



- [] Ranking at each section and finish
- .-.- No data available at this section
- NA No data available



Horse/Jockey Name	Smart City
Final Rank	11
Fastest Section Time (Section)	0:11.35 (400m)
Top Speed [km/h] (Section)	64.4 (Overall)
Race State	Finished



Doomben QLD Professional
Race 4: SPRING CARNIVAL ON SALE NOW Class 3 Plate - 1615m

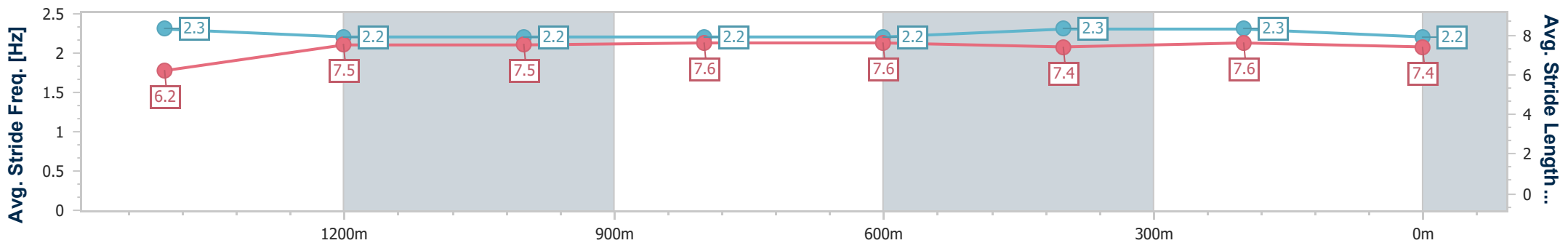
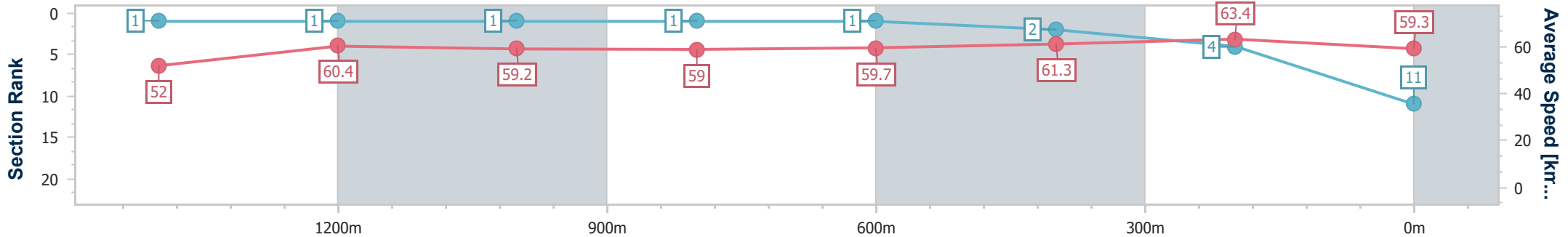
26 August 2023 - 13:39

Track Rating: Good 4, Weather: Fine, Rail Position: +4m



BRISBANE
RACING CLUB

Section	Overall	1400m	1200m	1000m	800m	600m	400m	200m
Section Times	1:38.54 [11] (0:14.88)	1:23.66 [1] (0:11.94)	1:11.72 [1] (0:12.17)	0:59.55 [1] (0:12.18)	0:47.37 [1] (0:12.13)	0:35.24 [1] (0:11.75)	0:23.49 [2] (0:11.35)	0:12.14 [4] (0:12.14)
Average Speed [km/h]	52.0	60.4	59.2	59.0	59.7	61.3	63.4	59.3
Top Speed [km/h]	64.4	62.5	60.2	59.6	61.5	62.2	64.2	61.9
Avg. Dist. to Rail [m]	3.1	0.7	1.5	0.5	1.2	1.0	1.9	2.6
Avg. Stride Freq. [Hz]	2.3	2.2	2.2	2.2	2.2	2.3	2.3	2.2
Avg. Stride Length [m]	6.2	7.5	7.5	7.6	7.6	7.4	7.6	7.4



- [] Ranking at each section and finish
- .-.- No data available at this section
- NA No data available



Horse/Jockey Name	Bettcha The Crown
Final Rank	12
Fastest Section Time (Section)	0:10.73 (400m)
Top Speed [km/h] (Section)	68.7 (400m)
Race State	Finished



Doomben QLD Professional
Race 4: SPRING CARNIVAL ON SALE NOW Class 3 Plate - 1615m

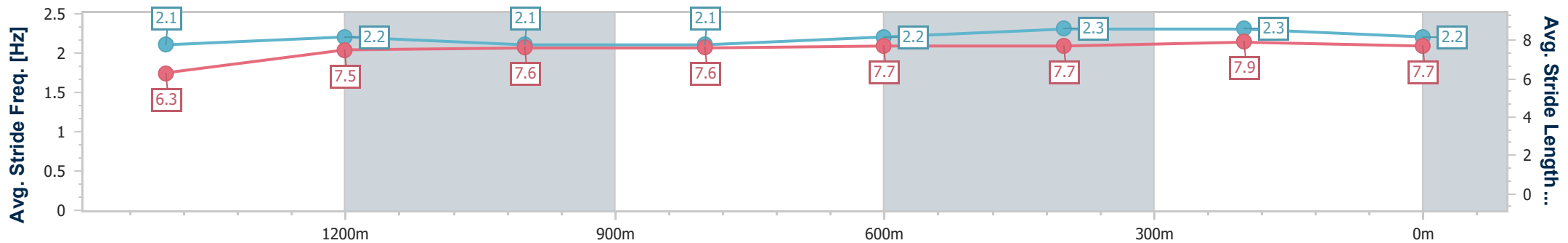
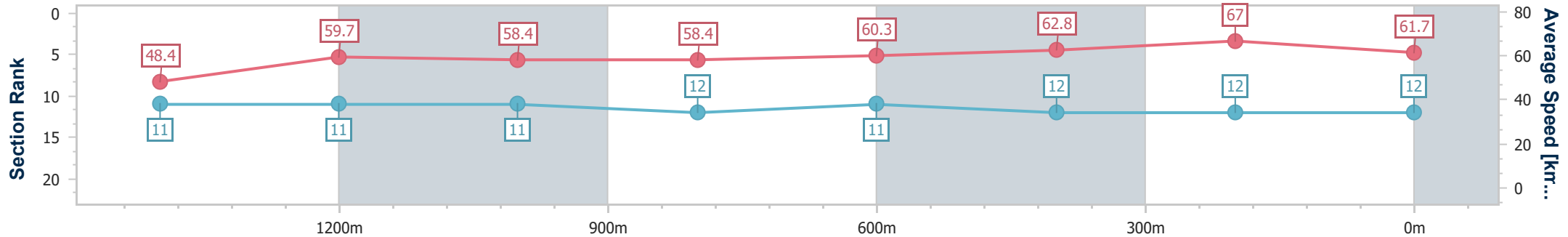
26 August 2023 - 13:39

Track Rating: Good 4, Weather: Fine, Rail Position: +4m



BRISBANE
RACING CLUB

Section	Overall	1400m	1200m	1000m	800m	600m	400m	200m
Section Times	1:38.58 [12] (0:15.99)	1:22.59 [11] (0:12.01)	1:10.58 [11] (0:12.32)	0:58.26 [11] (0:12.36)	0:45.90 [12] (0:12.01)	0:33.89 [11] (0:11.48)	0:22.41 [12] (0:10.73)	0:11.68 [12] (0:11.68)
Average Speed [km/h]	48.4	59.7	58.4	58.4	60.3	62.8	67.0	61.7
Top Speed [km/h]	60.2	60.6	59.8	60.2	61.8	65.1	68.7	67.4
Avg. Dist. to Rail [m]	3.2	0.9	0.4	0.8	1.5	0.6	1.5	1.3
Avg. Stride Freq. [Hz]	2.1	2.2	2.1	2.1	2.2	2.3	2.3	2.2
Avg. Stride Length [m]	6.3	7.5	7.6	7.6	7.7	7.7	7.9	7.7



- [] Ranking at each section and finish
- .-.- No data available at this section
- NA No data available