



Doomben QLD Professional

Race 8: DRINKWISE OPEN Handicap - 1200m



BRISBANE
RACING CLUB

26 August 2023 - 16:04

Track Rating: Good 4, Weather: Fine, Rail Position: +4m Entire Course

Section		Field Times											Last 600m	
		Overall	1000m	800m	600m	400m	200m						0:33.53	
		1:09.45 (0:13.44)	0:56.01 (0:11.13)	0:44.88 (0:11.35)	0:33.53 (0:11.15)	0:22.38 (0:10.81)	0:11.57 (0:11.57)							
Rank	TAB Horse/Jockey	Barrier	Top Speed [km/h]	Fastest Section								Margin	Distance Travelled [m]	
1	8 SPACEBOY Cejay Graham	1	67.7 400m	0:10.81 400m	1:09.45 [1] (0:13.44)	0:56.01 [2] (0:11.13)	0:44.88 [1] (0:11.35)	0:33.53 [1] (0:11.15)	0:22.38 [1] (0:10.81)	0:11.57 [1] (0:11.57)	1:09.45	0:33.53		
2	4 STUTTERING Mark Du Plessis	6	68.0 400m	0:10.91 400m	1:09.89 [2] (0:13.44)	0:56.45 [1] (0:11.27)	0:45.18 [2] (0:11.29)	0:33.89 [2] (0:11.29)	0:22.60 [2] (0:10.91)	0:11.69 [2] (0:11.69)	2.56L	0:33.89	+1	
3	2 CONTEMPTUOUS Jaden Lloyd	9	67.5 400m	0:10.90 400m	1:09.96 [3] (0:13.59)	0:56.37 [3] (0:11.36)	0:45.01 [4] (0:11.38)	0:33.63 [5] (0:11.16)	0:22.47 [3] (0:10.90)	0:11.57 [4] (0:11.57)	2.96L	0:33.63	+0	
4	5 WAPITI Taylor Marshall	3	68.5 400m	0:10.92 400m	1:10.07 [4] (0:14.01)	0:56.06 [8] (0:11.18)	0:44.88 [8] (0:11.26)	0:33.62 [7] (0:11.21)	0:22.41 [7] (0:10.92)	0:11.49 [6] (0:11.49)	3.66L	0:33.62	+1	
5	13 IRING Micheal Hellyer	2	68.0 400m	0:10.86 400m	1:10.14 [5] (0:13.84)	0:56.30 [6] (0:11.09)	0:45.21 [3] (0:11.23)	0:33.98 [3] (0:11.36)	0:22.62 [4] (0:10.86)	0:11.76 [3] (0:11.76)	4.02L	0:33.98	+1	
6	12 ACROBATIC Kyle Wilson-Taylor	10	67.3 400m	0:10.80 400m	1:10.16 [6] (0:14.19)	0:55.97 [10] (0:11.16)	0:44.81 [9] (0:11.36)	0:33.45 [10] (0:11.17)	0:22.28 [9] (0:10.80)	0:11.48 [9] (0:11.48)	4.17L	0:33.45	+0	
7	10 SIR ROCKET Angela Jones	11	69.1 400m	0:10.73 400m	1:10.16 [7] (0:14.23)	0:55.93 [11] (0:11.24)	0:44.69 [10] (0:11.52)	0:33.17 [11] (0:11.16)	0:22.01 [11] (0:10.73)	0:11.28 [11] (0:11.28)	4.18L	0:33.17	+0	
8	3 INDISPENSABLE Ben Thompson	8	68.5 400m	0:10.87 400m	1:10.18 [8] (0:13.81)	0:56.37 [5] (0:11.17)	0:45.20 [5] (0:11.19)	0:34.01 [4] (0:11.48)	0:22.53 [6] (0:10.87)	0:11.66 [5] (0:11.66)	4.26L	0:34.01	+7	
9	9 DON'T STOP Bailey Wheeler	5	67.3 400m	0:10.94 400m	1:10.50 [9] (0:14.25)	0:56.25 [12] (0:11.38)	0:44.87 [12] (0:11.37)	0:33.50 [12] (0:11.17)	0:22.33 [12] (0:10.94)	0:11.39 [12] (0:11.39)	6.16L	0:33.50	+5	
10	7 GOGOL Sean Cormack	7	68.5 400m	0:10.94 400m	1:10.60 [10] (0:13.72)	0:56.88 [4] (0:11.42)	0:45.46 [6] (0:11.27)	0:34.19 [6] (0:11.28)	0:22.91 [8] (0:10.94)	0:11.97 [7] (0:11.97)	6.78L	0:34.19	+6	

Scratched: Munitions (#6)

Report Created: Sat 26 August 2023 16:52 GMT+1 (Note: Timing is based on position data)

Page 1/14

[] Ranking at each section and finish
 -:-:- No data available at this section
 NA No data available

SCN Saddle cloth number
 DNF Did not finish
 DNT Did not track

data processed by TRIPLES DATA



Doomben QLD Professional
Race 8: DRINKWISE OPEN Handicap - 1200m
26 August 2023 - 16:04



BRISBANE
RACING CLUB

Track Rating: Good 4, Weather: Fine, Rail Position: +4m Entire Course

Section		Overall	1000m	800m	600m	400m	200m	Last 600m					
Field Times		1:09.45 (0:13.44)	0:56.01 (0:11.13)	0:44.88 (0:11.35)	0:33.53 (0:11.15)	0:22.38 (0:10.81)	0:11.57 (0:11.57)	0:33.53					
Rank	TAB Horse/Jockey	Barrier	Top Speed [km/h]	Fastest Section	Margin								Distance Travelled [m]
11	1 SNOWZONE Andrew Mallyon	12	66.8 400m	0:10.86 400m	1:10.97 [11] (0:14.03)	0:56.94 [9] (0:11.45)	0:45.49 [11] (0:11.21)	0:34.28 [9] (0:11.30)	0:22.98 [10] (0:10.86)	0:12.12 [10] (0:12.12)	8.91L	0:34.28	+3
12	11 VAINSTREAM Damien Thornton	4	67.6 400m	0:11.05 400m	1:11.24 [12] (0:13.84)	0:57.40 [7] (0:11.33)	0:46.07 [7] (0:11.30)	0:34.77 [8] (0:11.13)	0:23.64 [5] (0:11.05)	0:12.59 [8] (0:12.59)	10.51L	0:34.77	+8

Scratched: Munitions (#6)

[] Ranking at each section and finish
 -:-:-:- No data available at this section
 NA No data available

SCN Saddle cloth number
 DNF Did not finish
 DNT Did not track



Horse/Jockey Name	Spaceboy
Final Rank	1
Fastest Section Time (Section)	0:10.81 (400m)
Top Speed [km/h] (Section)	67.7 (400m)
Race State	Finished



Doomben QLD Professional

Race 8: DRINKWISE OPEN Handicap - 1200m

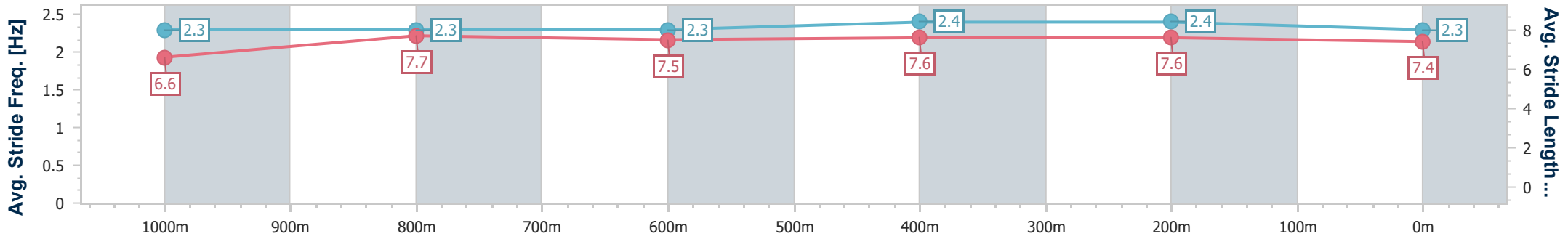
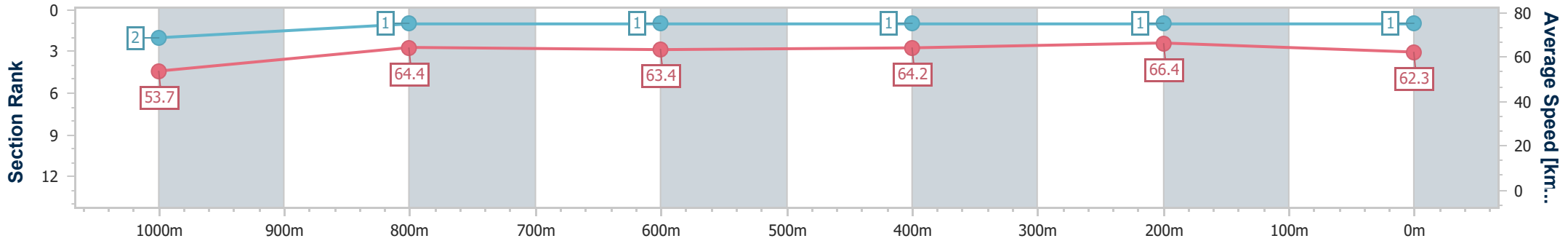
26 August 2023 - 16:04

Track Rating: Good 4, Weather: Fine, Rail Position: +4m Entire Course



BRISBANE RACING CLUB

Section	Overall	1000m	800m	600m	400m	200m
Section Times	1:09.45 [1] (0:13.44)	0:56.01 [2] (0:11.13)	0:44.88 [1] (0:11.35)	0:33.53 [1] (0:11.15)	0:22.38 [1] (0:10.81)	0:11.57 [1] (0:11.57)
Average Speed [km/h]	53.7	64.4	63.4	64.2	66.4	62.3
Top Speed [km/h]	66.5	66.8	64.3	65.3	67.7	65.2
Avg. Dist. to Rail [m]	0.5	0.3	0.3	0.9	1.7	2.1
Avg. Stride Freq. [Hz]	2.3	2.3	2.3	2.4	2.4	2.3
Avg. Stride Length [m]	6.6	7.7	7.5	7.6	7.6	7.4



- [] Ranking at each section and finish
- .-.- No data available at this section
- NA No data available



Horse/Jockey Name	Stuttering
Final Rank	2
Fastest Section Time (Section)	0:10.91 (400m)
Top Speed [km/h] (Section)	68.0 (400m)
Race State	Finished



Doomben QLD Professional

Race 8: DRINKWISE OPEN Handicap - 1200m

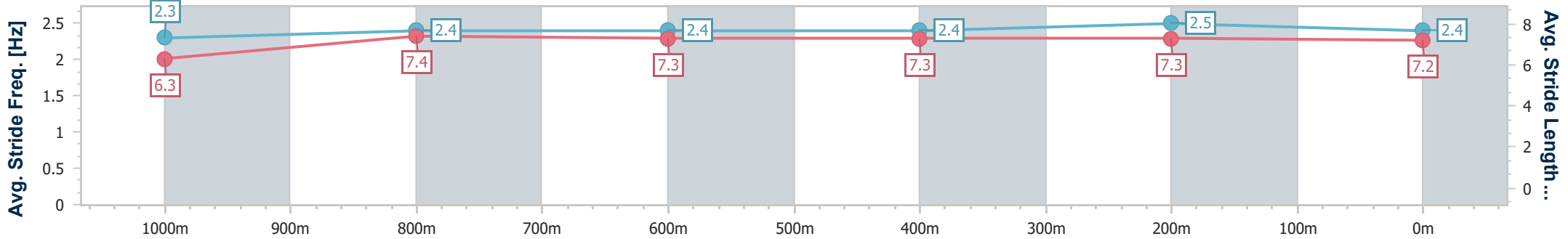
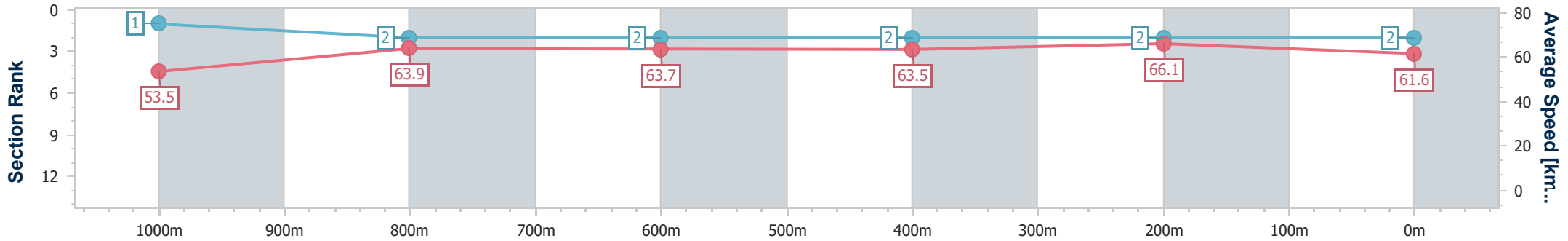
26 August 2023 - 16:04

Track Rating: Good 4, Weather: Fine, Rail Position: +4m Entire Course



BRISBANE RACING CLUB

Section	Overall	1000m	800m	600m	400m	200m
Section Times	1:09.89 [2] (0:13.44)	0:56.45 [1] (0:11.27)	0:45.18 [2] (0:11.29)	0:33.89 [2] (0:11.29)	0:22.60 [2] (0:10.91)	0:11.69 [2] (0:11.69)
Average Speed [km/h]	53.5	63.9	63.7	63.5	66.1	61.6
Top Speed [km/h]	66.2	65.4	65.0	64.4	68.0	66.1
Avg. Dist. to Rail [m]	2.4	0.4	0.4	0.6	1.0	0.7
Avg. Stride Freq. [Hz]	2.3	2.4	2.4	2.4	2.5	2.4
Avg. Stride Length [m]	6.3	7.4	7.3	7.3	7.3	7.2



- [] Ranking at each section and finish
- .-.- No data available at this section
- NA No data available



Horse/Jockey Name	Contemtuosus
Final Rank	3
Fastest Section Time (Section)	0:10.90 (400m)
Top Speed [km/h] (Section)	67.5 (400m)
Race State	Finished



Doomben QLD Professional

Race 8: DRINKWISE OPEN Handicap - 1200m

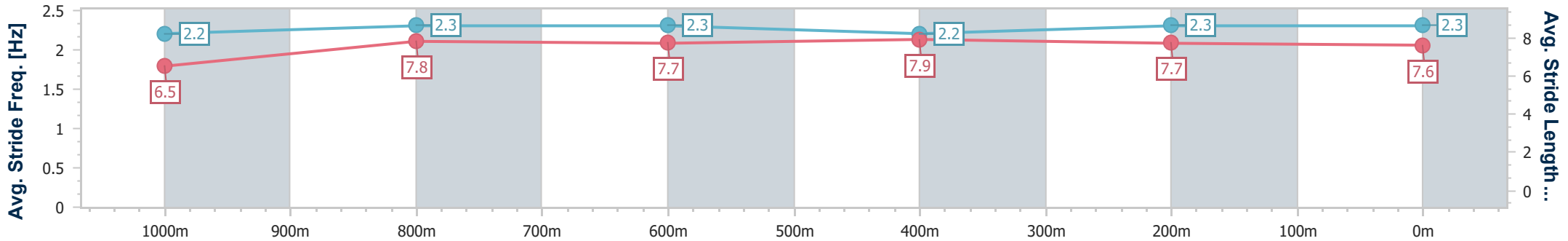
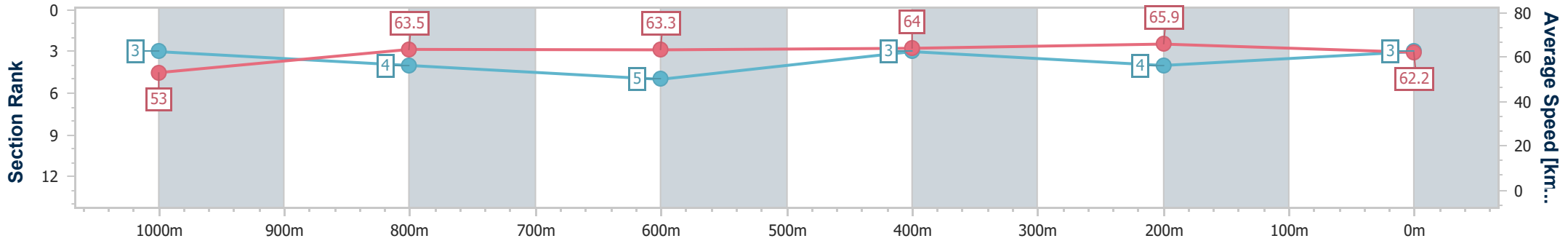
26 August 2023 - 16:04

Track Rating: Good 4, Weather: Fine, Rail Position: +4m Entire Course



BRISBANE RACING CLUB

Section	Overall	1000m	800m	600m	400m	200m
Section Times	1:09.96 [3] (0:13.59)	0:56.37 [3] (0:11.36)	0:45.01 [4] (0:11.38)	0:33.63 [5] (0:11.16)	0:22.47 [3] (0:10.90)	0:11.57 [4] (0:11.57)
Average Speed [km/h]	53.0	63.5	63.3	64.0	65.9	62.2
Top Speed [km/h]	64.7	64.5	64.4	65.3	67.5	64.7
Avg. Dist. to Rail [m]	4.1	0.8	0.3	1.2	1.3	2.0
Avg. Stride Freq. [Hz]	2.2	2.3	2.3	2.2	2.3	2.3
Avg. Stride Length [m]	6.5	7.8	7.7	7.9	7.7	7.6



- [] Ranking at each section and finish
- .-.- No data available at this section
- NA No data available



Horse/Jockey Name	Wapiti
Final Rank	4
Fastest Section Time (Section)	0:10.92 (400m)
Top Speed [km/h] (Section)	68.5 (400m)
Race State	Finished



Doomben QLD Professional

Race 8: DRINKWISE OPEN Handicap - 1200m

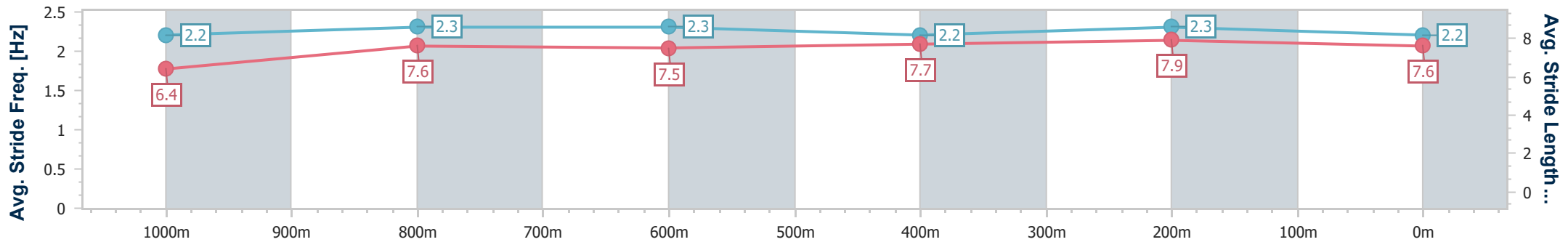
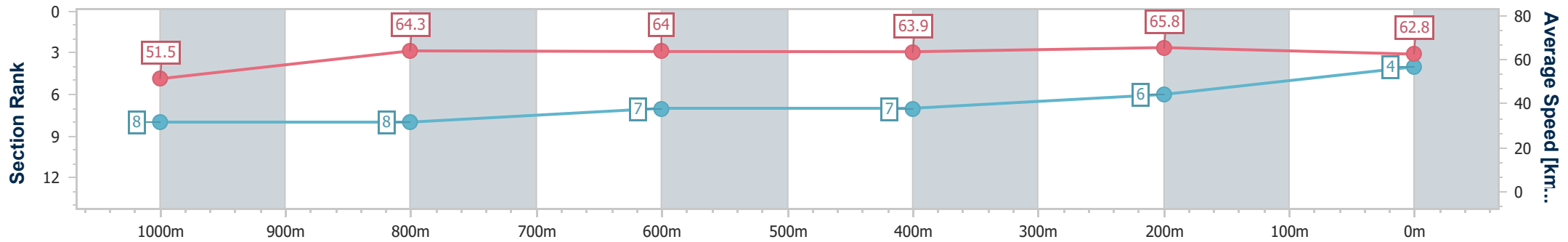
26 August 2023 - 16:04

Track Rating: Good 4, Weather: Fine, Rail Position: +4m Entire Course



BRISBANE RACING CLUB

Section	Overall	1000m	800m	600m	400m	200m
Section Times	1:10.07 [4] (0:14.01)	0:56.06 [8] (0:11.18)	0:44.88 [8] (0:11.26)	0:33.62 [7] (0:11.21)	0:22.41 [7] (0:10.92)	0:11.49 [6] (0:11.49)
Average Speed [km/h]	51.5	64.3	64.0	63.9	65.8	62.8
Top Speed [km/h]	65.4	65.3	65.7	65.1	68.5	67.0
Avg. Dist. to Rail [m]	1.3	0.4	0.2	0.9	1.3	0.4
Avg. Stride Freq. [Hz]	2.2	2.3	2.3	2.2	2.3	2.2
Avg. Stride Length [m]	6.4	7.6	7.5	7.7	7.9	7.6



- [] Ranking at each section and finish
- .-.- No data available at this section
- NA No data available



Horse/Jockey Name	Iring
Final Rank	5
Fastest Section Time (Section)	0:10.86 (400m)
Top Speed [km/h] (Section)	68.0 (400m)
Race State	Finished



Doomben QLD Professional

Race 8: DRINKWISE OPEN Handicap - 1200m

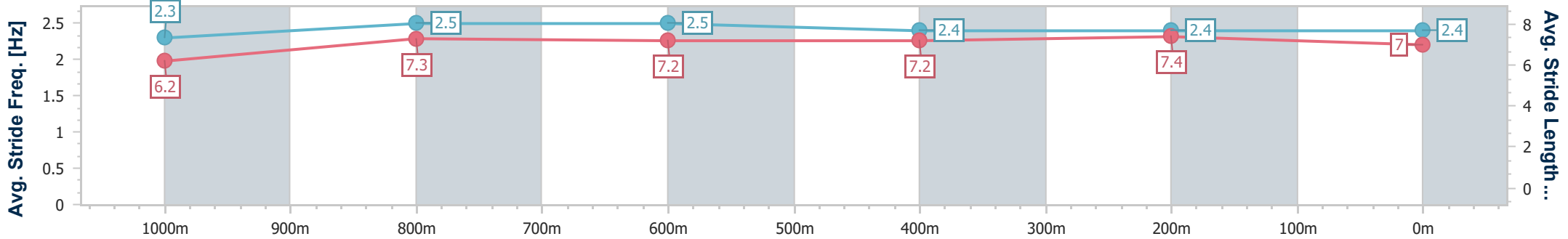
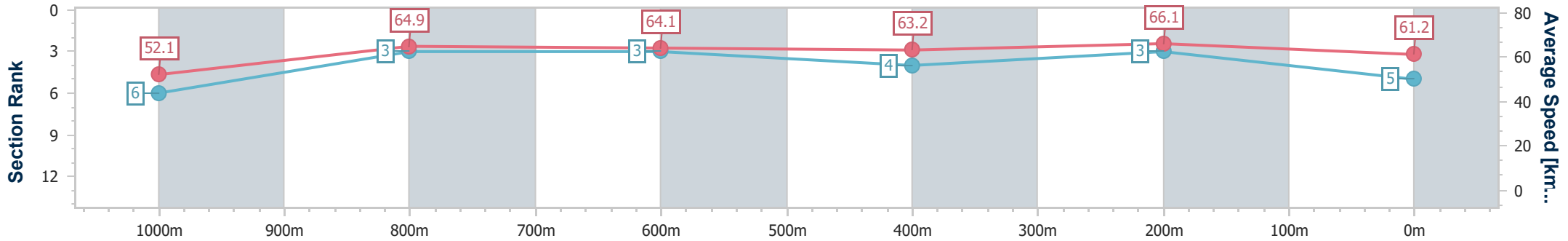
26 August 2023 - 16:04

Track Rating: Good 4, Weather: Fine, Rail Position: +4m Entire Course



BRISBANE RACING CLUB

Section	Overall	1000m	800m	600m	400m	200m
Section Times	1:10.14 [5] (0:13.84)	0:56.30 [6] (0:11.09)	0:45.21 [3] (0:11.23)	0:33.98 [3] (0:11.36)	0:22.62 [4] (0:10.86)	0:11.76 [3] (0:11.76)
Average Speed [km/h]	52.1	64.9	64.1	63.2	66.1	61.2
Top Speed [km/h]	65.4	66.3	65.5	64.1	68.0	64.9
Avg. Dist. to Rail [m]	0.5	0.3	0.3	0.9	1.8	2.0
Avg. Stride Freq. [Hz]	2.3	2.5	2.5	2.4	2.4	2.4
Avg. Stride Length [m]	6.2	7.3	7.2	7.2	7.4	7.0



- [] Ranking at each section and finish
- .-.- No data available at this section
- NA No data available



Horse/Jockey Name	Acrobatic
Final Rank	6
Fastest Section Time (Section)	0:10.80 (400m)
Top Speed [km/h] (Section)	67.3 (400m)
Race State	Finished



Doomben QLD Professional

Race 8: DRINKWISE OPEN Handicap - 1200m

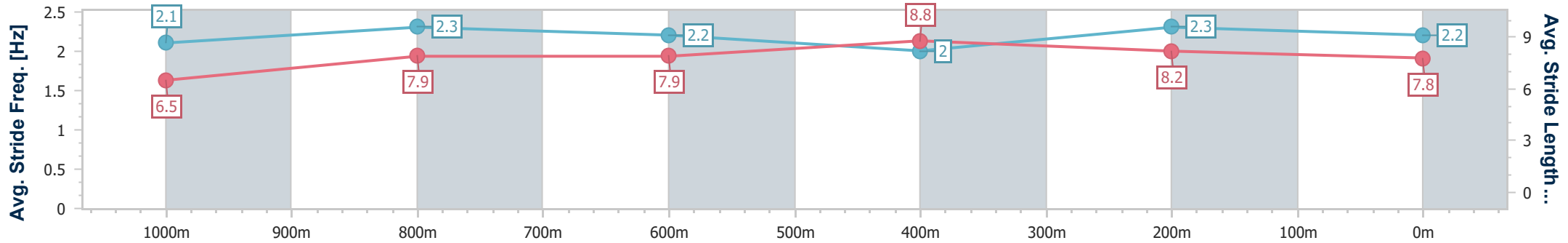
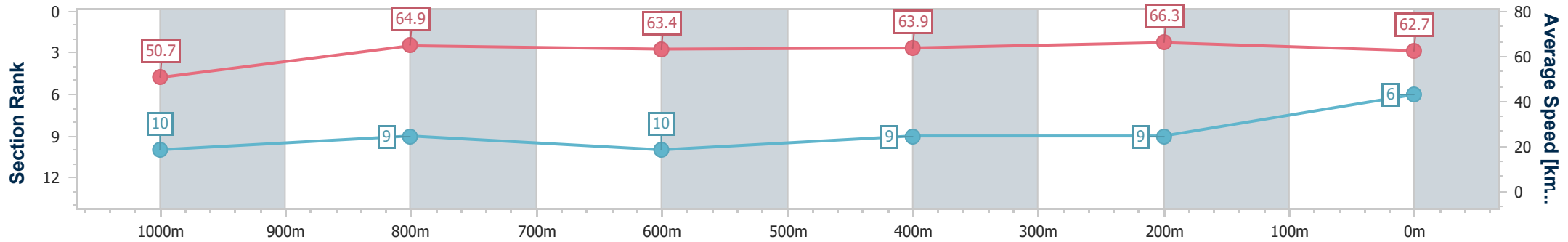
26 August 2023 - 16:04

Track Rating: Good 4, Weather: Fine, Rail Position: +4m Entire Course



BRISBANE RACING CLUB

Section	Overall	1000m	800m	600m	400m	200m
Section Times	1:10.16 [6] (0:14.19)	0:55.97 [10] (0:11.16)	0:44.81 [9] (0:11.36)	0:33.45 [10] (0:11.17)	0:22.28 [9] (0:10.80)	0:11.48 [9] (0:11.48)
Average Speed [km/h]	50.7	64.9	63.4	63.9	66.3	62.7
Top Speed [km/h]	65.5	66.5	66.1	65.8	67.3	65.8
Avg. Dist. to Rail [m]	4.8	1.2	0.4	1.3	2.4	0.6
Avg. Stride Freq. [Hz]	2.1	2.3	2.2	2.0	2.3	2.2
Avg. Stride Length [m]	6.5	7.9	7.9	8.8	8.2	7.8



- [] Ranking at each section and finish
- .-.- No data available at this section
- NA No data available



Horse/Jockey Name	Sir Rocket
Final Rank	7
Fastest Section Time (Section)	0:10.73 (400m)
Top Speed [km/h] (Section)	69.1 (400m)
Race State	Finished



Doomben QLD Professional

Race 8: DRINKWISE OPEN Handicap - 1200m

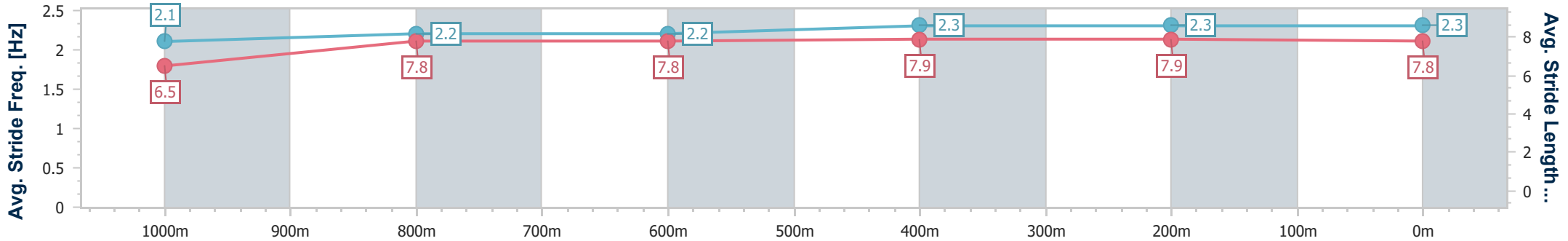
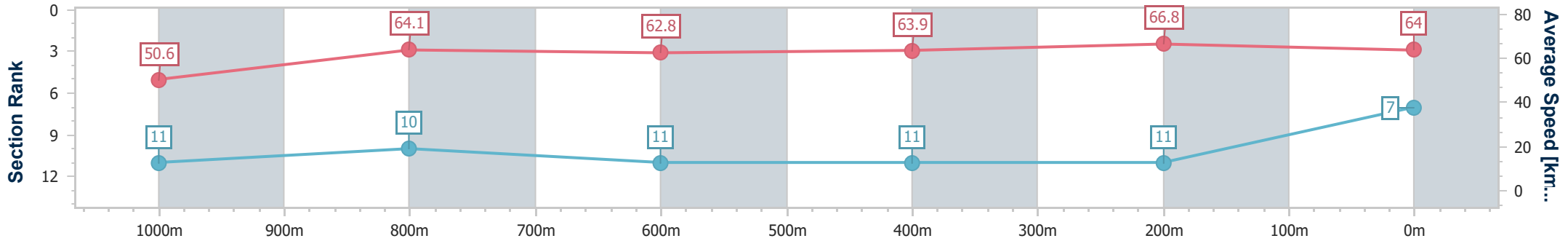
26 August 2023 - 16:04

Track Rating: Good 4, Weather: Fine, Rail Position: +4m Entire Course



BRISBANE RACING CLUB

Section	Overall	1000m	800m	600m	400m	200m
Section Times	1:10.16 [7] (0:14.23)	0:55.93 [11] (0:11.24)	0:44.69 [10] (0:11.52)	0:33.17 [11] (0:11.16)	0:22.01 [11] (0:10.73)	0:11.28 [11] (0:11.28)
Average Speed [km/h]	50.6	64.1	62.8	63.9	66.8	64.0
Top Speed [km/h]	66.0	65.8	65.6	65.9	69.1	67.0
Avg. Dist. to Rail [m]	4.4	0.3	0.4	1.1	1.0	1.3
Avg. Stride Freq. [Hz]	2.1	2.2	2.2	2.3	2.3	2.3
Avg. Stride Length [m]	6.5	7.8	7.8	7.9	7.9	7.8



- [] Ranking at each section and finish
- .-.- No data available at this section
- NA No data available



Horse/Jockey Name	Indispensable
Final Rank	8
Fastest Section Time (Section)	0:10.87 (400m)
Top Speed [km/h] (Section)	68.5 (400m)
Race State	Finished

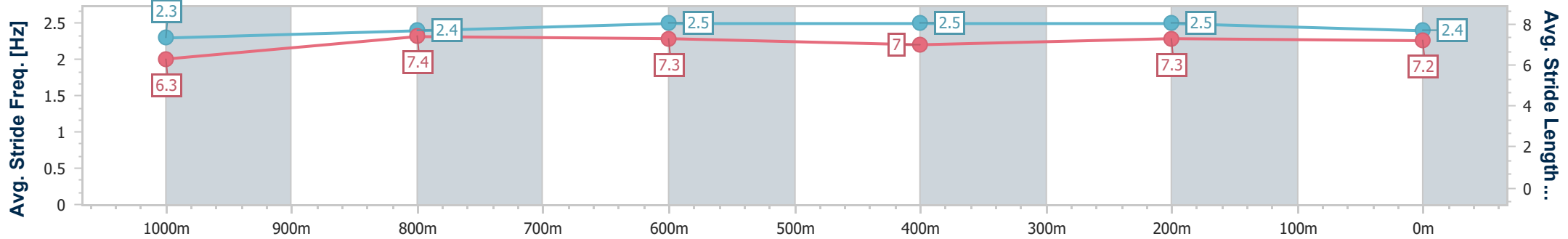
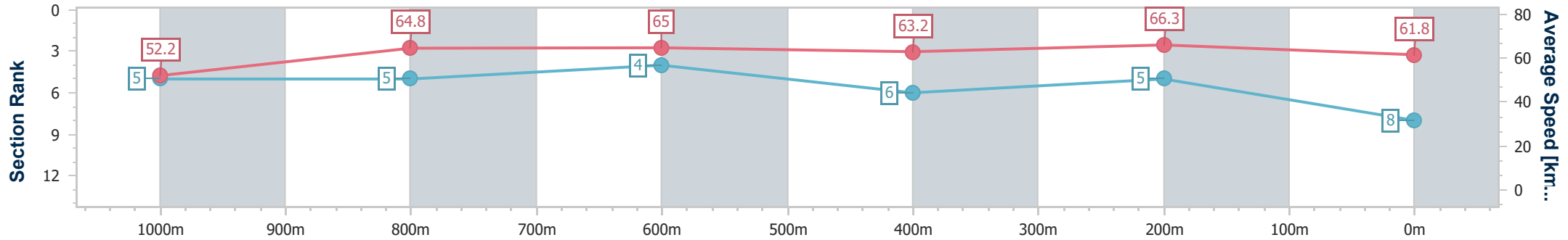


Doomben QLD Professional
Race 8: DRINKWISE OPEN Handicap - 1200m
 26 August 2023 - 16:04
 Track Rating: Good 4, Weather: Fine, Rail Position: +4m Entire Course



BRISBANE
RACING CLUB

Section	Overall	1000m	800m	600m	400m	200m
Section Times	1:10.18 [8] (0:13.81)	0:56.37 [5] (0:11.17)	0:45.20 [5] (0:11.19)	0:34.01 [4] (0:11.48)	0:22.53 [6] (0:10.87)	0:11.66 [5] (0:11.66)
Average Speed [km/h]	52.2	64.8	65.0	63.2	66.3	61.8
Top Speed [km/h]	65.4	66.3	65.9	64.9	68.5	66.2
Avg. Dist. to Rail [m]	4.2	2.5	2.1	1.6	1.3	2.1
Avg. Stride Freq. [Hz]	2.3	2.4	2.5	2.5	2.5	2.4
Avg. Stride Length [m]	6.3	7.4	7.3	7.0	7.3	7.2



- [] Ranking at each section and finish
- .-.- No data available at this section
- NA No data available



Horse/Jockey Name	Don't Stop
Final Rank	9
Fastest Section Time (Section)	0:10.94 (400m)
Top Speed [km/h] (Section)	67.3 (400m)
Race State	Finished



Doomben QLD Professional

Race 8: DRINKWISE OPEN Handicap - 1200m

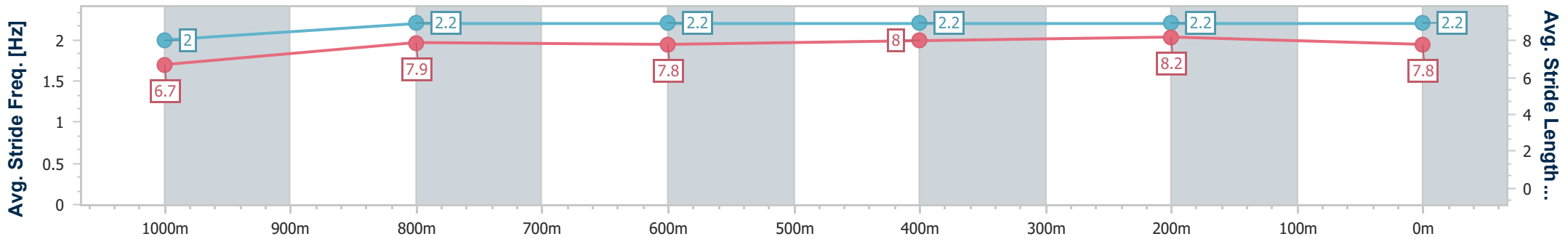
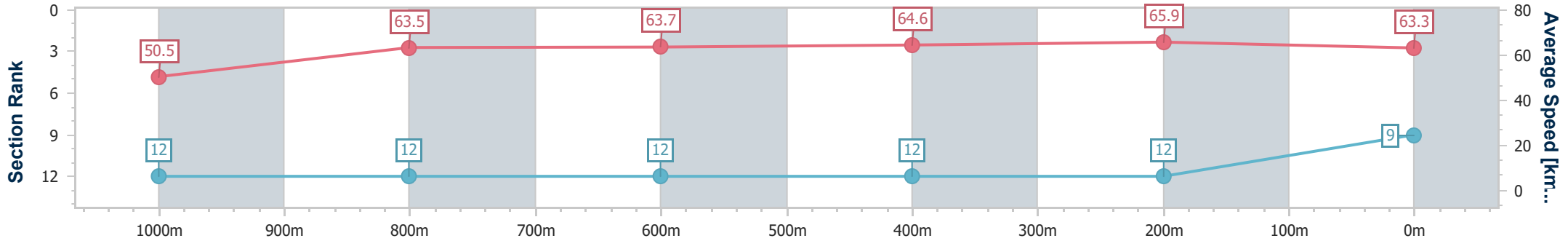
26 August 2023 - 16:04

Track Rating: Good 4, Weather: Fine, Rail Position: +4m Entire Course



BRISBANE RACING CLUB

Section	Overall	1000m	800m	600m	400m	200m
Section Times	1:10.50 [9] (0:14.25)	0:56.25 [12] (0:11.38)	0:44.87 [12] (0:11.37)	0:33.50 [12] (0:11.17)	0:22.33 [12] (0:10.94)	0:11.39 [12] (0:11.39)
Average Speed [km/h]	50.5	63.5	63.7	64.6	65.9	63.3
Top Speed [km/h]	63.3	64.3	66.7	66.8	67.3	66.4
Avg. Dist. to Rail [m]	3.0	1.4	1.2	0.6	1.6	2.1
Avg. Stride Freq. [Hz]	2.0	2.2	2.2	2.2	2.2	2.2
Avg. Stride Length [m]	6.7	7.9	7.8	8.0	8.2	7.8



- [] Ranking at each section and finish
- .-.- No data available at this section
- NA No data available



Horse/Jockey Name	Gogol
Final Rank	10
Fastest Section Time (Section)	0:10.94 (400m)
Top Speed [km/h] (Section)	68.5 (400m)
Race State	Finished

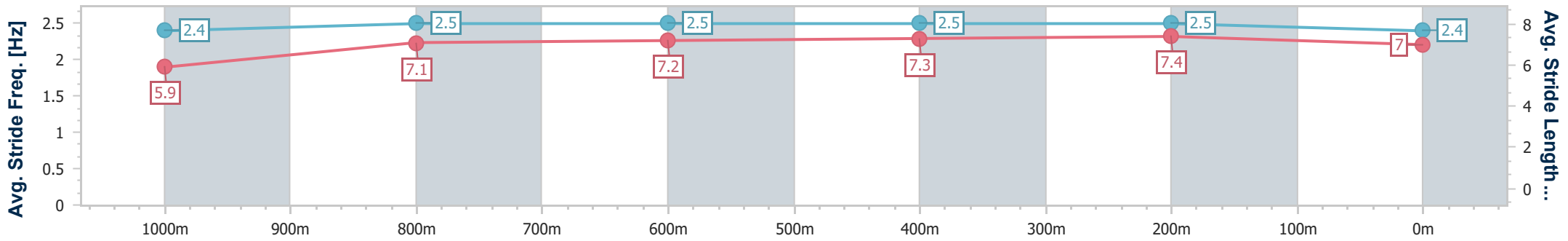
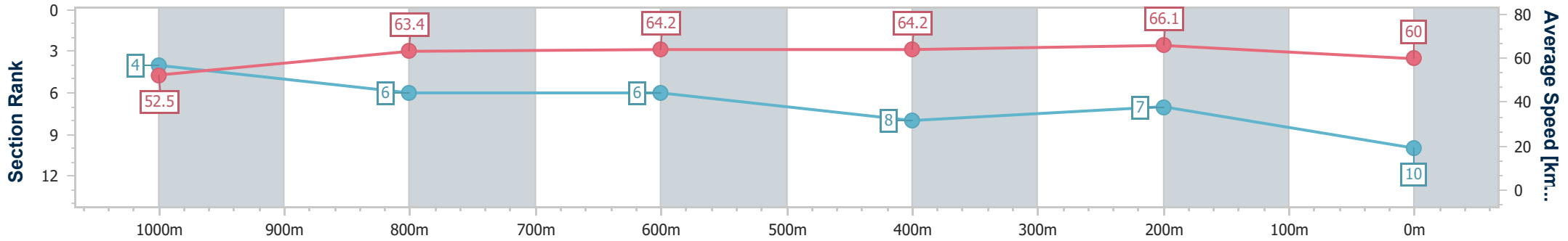


Doomben QLD Professional
Race 8: DRINKWISE OPEN Handicap - 1200m
 26 August 2023 - 16:04
 Track Rating: Good 4, Weather: Fine, Rail Position: +4m Entire Course



BRISBANE
RACING CLUB

Section	Overall	1000m	800m	600m	400m	200m
Section Times	1:10.60 [10] (0:13.72)	0:56.88 [4] (0:11.42)	0:45.46 [6] (0:11.27)	0:34.19 [6] (0:11.28)	0:22.91 [8] (0:10.94)	0:11.97 [7] (0:11.97)
Average Speed [km/h]	52.5	63.4	64.2	64.2	66.1	60.0
Top Speed [km/h]	64.2	64.7	66.2	65.4	68.5	66.4
Avg. Dist. to Rail [m]	3.1	1.7	0.9	0.9	3.0	5.5
Avg. Stride Freq. [Hz]	2.4	2.5	2.5	2.5	2.5	2.4
Avg. Stride Length [m]	5.9	7.1	7.2	7.3	7.4	7.0



- [] Ranking at each section and finish
- .-.- No data available at this section
- NA No data available



Horse/Jockey Name	Snowzone
Final Rank	11
Fastest Section Time (Section)	0:10.86 (400m)
Top Speed [km/h] (Section)	66.8 (400m)
Race State	Finished



Doomben QLD Professional

Race 8: DRINKWISE OPEN Handicap - 1200m

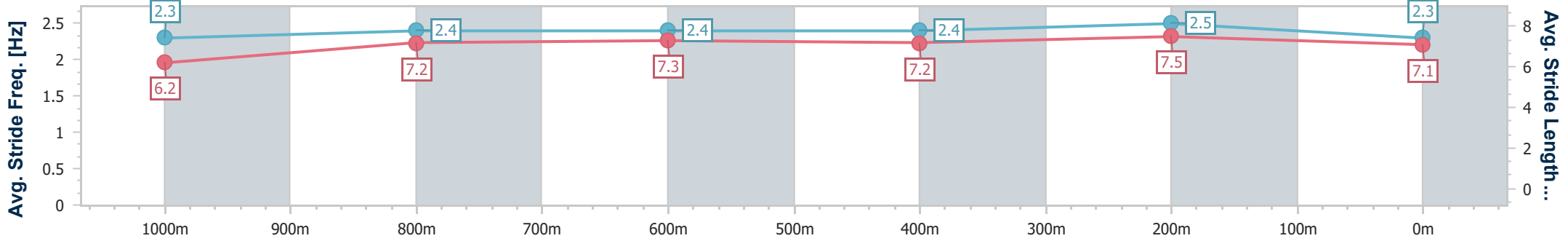
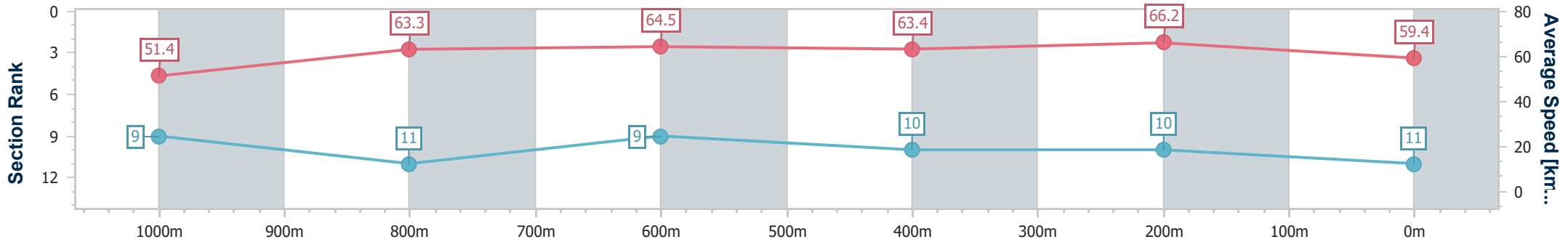
26 August 2023 - 16:04

Track Rating: Good 4, Weather: Fine, Rail Position: +4m Entire Course



BRISBANE RACING CLUB

Section	Overall	1000m	800m	600m	400m	200m
Section Times	1:10.97 [11] (0:14.03)	0:56.94 [9] (0:11.45)	0:45.49 [11] (0:11.21)	0:34.28 [9] (0:11.30)	0:22.98 [10] (0:10.86)	0:12.12 [10] (0:12.12)
Average Speed [km/h]	51.4	63.3	64.5	63.4	66.2	59.4
Top Speed [km/h]	65.8	66.2	66.8	65.9	66.8	65.3
Avg. Dist. to Rail [m]	5.8	2.6	0.8	0.7	1.3	3.9
Avg. Stride Freq. [Hz]	2.3	2.4	2.4	2.4	2.5	2.3
Avg. Stride Length [m]	6.2	7.2	7.3	7.2	7.5	7.1



- [] Ranking at each section and finish
- .-.- No data available at this section
- NA No data available



Horse/Jockey Name	Vainstream
Final Rank	12
Fastest Section Time (Section)	0:11.05 (400m)
Top Speed [km/h] (Section)	67.6 (400m)
Race State	Finished



Doomben QLD Professional

Race 8: DRINKWISE OPEN Handicap - 1200m

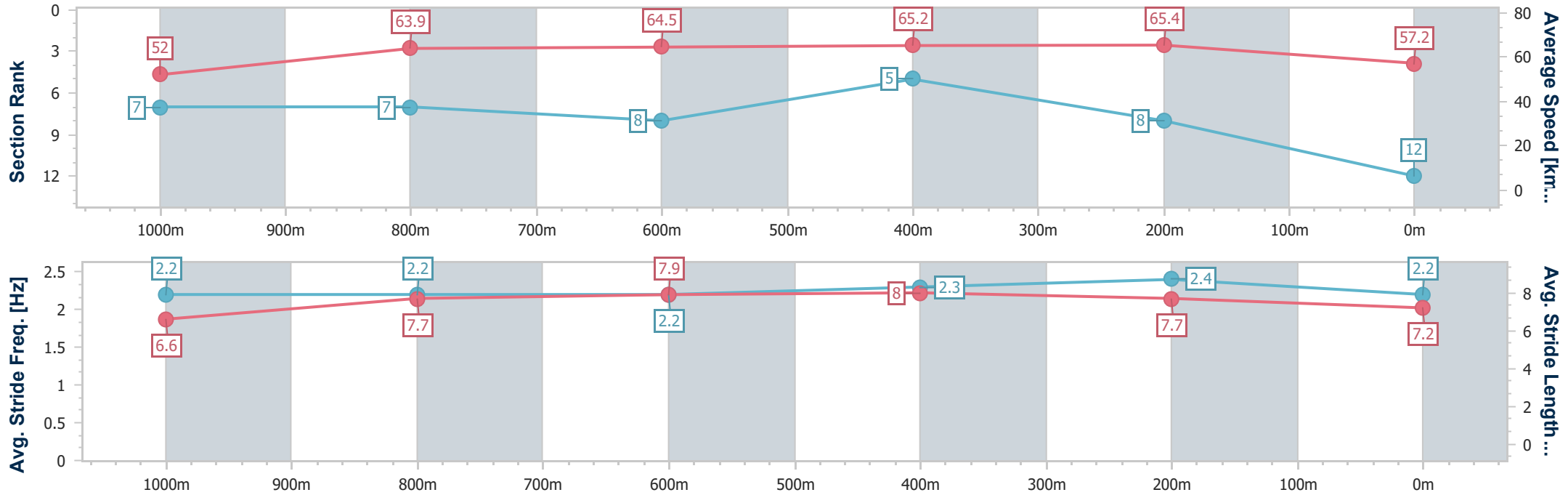
26 August 2023 - 16:04

Track Rating: Good 4, Weather: Fine, Rail Position: +4m Entire Course



BRISBANE RACING CLUB

Section	Overall	1000m	800m	600m	400m	200m
Section Times	1:11.24 [12] (0:13.84)	0:57.40 [7] (0:11.33)	0:46.07 [7] (0:11.30)	0:34.77 [8] (0:11.13)	0:23.64 [5] (0:11.05)	0:12.59 [8] (0:12.59)
Average Speed [km/h]	52.0	63.9	64.5	65.2	65.4	57.2
Top Speed [km/h]	65.5	65.4	65.8	66.0	67.6	62.9
Avg. Dist. to Rail [m]	2.6	2.1	2.2	1.6	3.0	4.9
Avg. Stride Freq. [Hz]	2.2	2.2	2.2	2.3	2.4	2.2
Avg. Stride Length [m]	6.6	7.7	7.9	8.0	7.7	7.2



- [] Ranking at each section and finish
- .-.- No data available at this section
- NA No data available